

---

# TE-17-12 TE33

## Table of Contents

---

Book Page	Page Number
Final Assembly Versions	3
Final Assembly SP	4
Final Assembly SP 2021 06	7
Final Assembly SP WR	10
Final Assembly SP WR 2021 06	12
Final Assembly AP	14
Final Assembly AP WR	17
Extension Plate WR	19
Main Assembly Bolt	21
Main Assembly Bolt 2019 04	24
Main Assembly Weld	27
Main Assembly Weld 2019 04	30
Main Assembly PB	33
Main Assembly PB 2019 04	35
Mounting Brackets	37
Platform Flipover Steel	39
Platform Flipover Steel 2021 06	42
Platform Flipover Steel Aluminum 2021 06	44
Platform Flipover WR Steel	47
Platform Flipover WR Steel 2021 06	50
Platform Flipover WR Steel Aluminum 2021 06	52
Flipover SCS For Steel 2021 06	55
Flipover DCS For Steel 2021 06	57
Platform Flipover Aluminum	59

Platform Aluminum	61
Flipover DCS Aluminum	64
Platform Flipover Aluminum 2021 06	66
Platform Aluminum 2021 06	68
Flipover SCS Aluminum 2021 06	70
Flipover DCS Aluminum 2021 06	72
Hydraulic Systems GD	74
Hydraulic Systems PD	77
Electrical Systems	80
Pump Assembly 12V GD	81
Pump Assembly 24V GD	84
Pump Assembly 12V PD	87
Pump Assembly 24V PD	90
12 VDC Power Unit GD	93
24 VDC Power Unit GD	95
12 VDC Power Unit PD	97
24 VDC Power Unit PD	99
Control Switch and Power Cable	101
Decals	103
Decals WR	105
Dual Steps Kits	107
Single Step Kits	116
Flexible Steps Kits	121

## TE-33

### TUK-A-WAY SERIES

Final Assembly with Steel Platform (July 2021 to present)


Final Assembly with Steel Platform (March 2018 to June 2021)

Final Assembly with Aluminum Platform (March 2018 to present)

Final Assembly with Steel Platform (Walk Ramp) (July 2021 to present)

Final Assembly with Steel Platform (Walk Ramp) (March 2018 to June 2021)

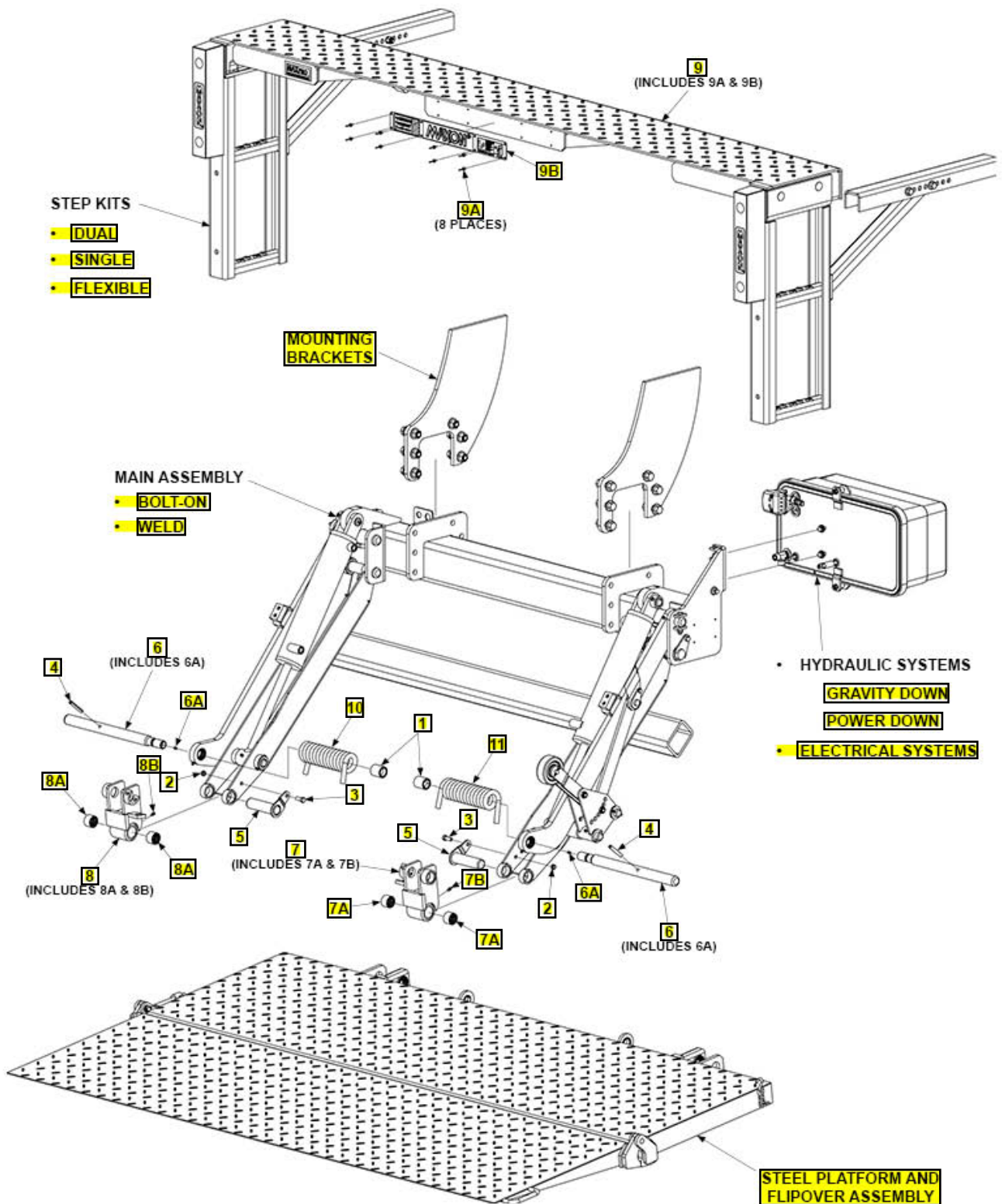
Final Assembly with Aluminum Platform (Walk Ramp) (March 2018 to present)



Pos	SKU	Description	Qty	Remark
-----	-----	-------------	-----	--------

FINAL ASSEMBLY WITH STEEL PLATFORM

LAST UPDATED  
JUL 2021 to present



Pos	SKU	Description	Qty	Remark
1	285098-01	BUSHING ASSY, P/F SPRING	2	
2	226941	NUT, NYLON LOCK 3/8-24 THIN ZC	2	
3	030034	BOLT 3/8-24X1 GR8 ZC	2	
4	904717-08	PIN ROLL .38 X 2.5 ZINC	2	
5	284210-01	PIN ASSY,SHACKLE	2	
6	288348-01	PIN, SPRING ASSY	2	
6A	224342	FITTING, GREASE 1/4"SELF DRILL	1	
7	284202-04	SHACKLE ASSY,RH,LB	1	
7	284202-04G	SHACKLE ASSY,RH,LB,GALV	1	
7	284215-04	SHACKLE ASSY, RH,HB	1	
7	284215-04G	SHACKLE ASSY,RH,HB, GALV	1	
7A	908177-02	BEARING,PRE LUBRICATING 1.25ID X 1.0 LG	2	
7B	224342	FITTING, GREASE 1/4"SELF DRILL	1	
8	284202-01	SHACKLE ASSY,LH, LB	1	
8	284202-01G	SHACKLE ASSY,LH,LB,GALV	1	
8	284215-01	SHACKLE ASSY,LH, HB	1	
8	284215-01G	SHACKLE ASSY,LH,HB, GALV	1	
8A	908177-02	BEARING,PRE LUBRICATING 1.25ID X 1.0 LG	2	
8B	224342	FITTING, GREASE 1/4"SELF DRILL	1	
9	288702-01	EXT PLATE ASSY, 96"LG, TE-33/25	1	
9	288702-01G	EXT PLATE ASSY, 96"LG, TE-33/25,G	1	
9	288702-02	EXT PLATE ASSY, 102"LG, TE-33/25	1	
9	288702-02G	EXT PLATE ASSY, 102"LG, TE-33/25,G	1	
9A	904005-2	RIVET,BLIND SSTL DOME.187X.565	8	
9B	280004-01	PLATE, MAXON NAME & DECALS	1	

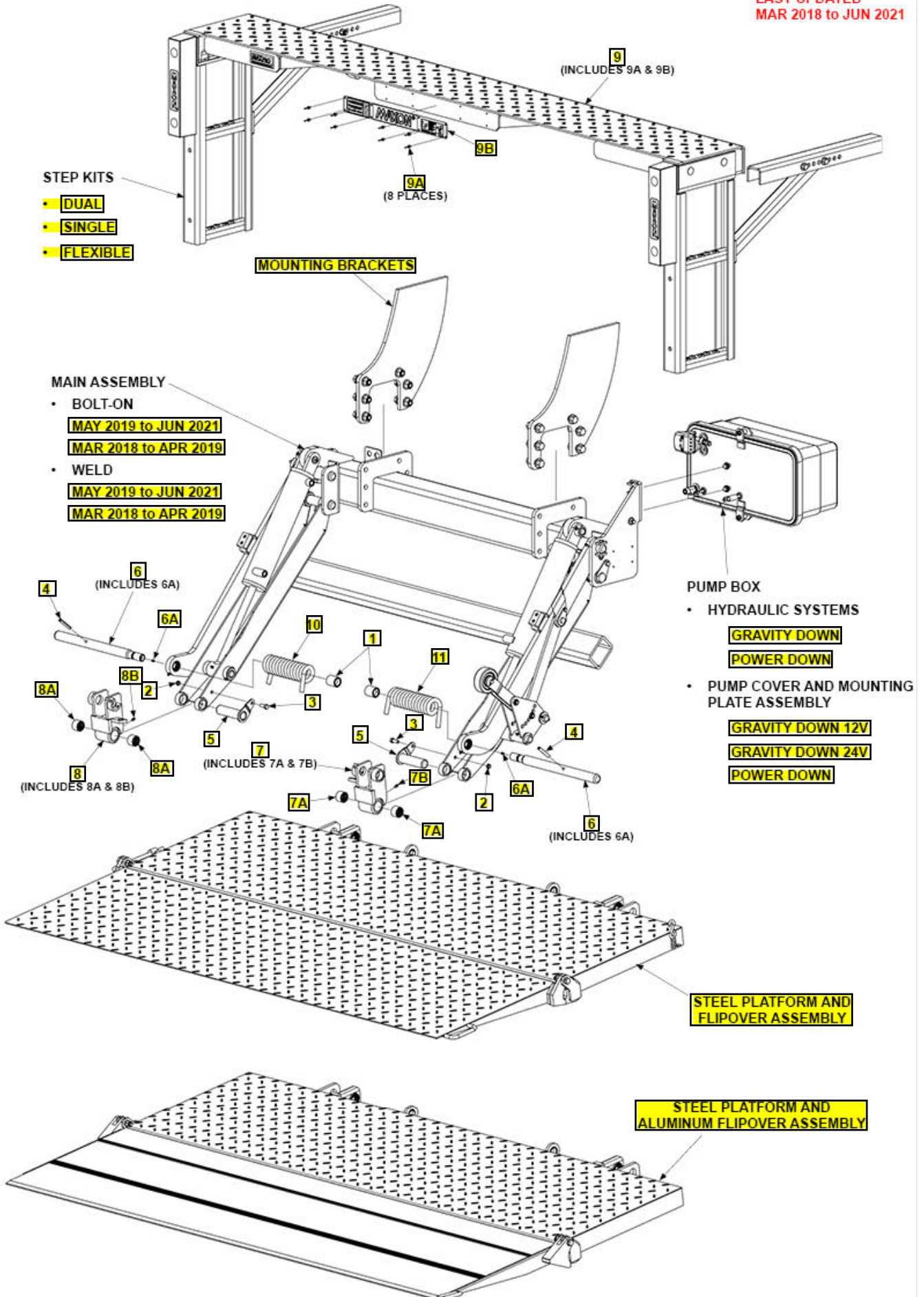
---

Pos	SKU	Description	Qty	Remark
10	284541-02	TORSION SPRING,P/F	1	
11	284541-01	TORSION SPRING,P/F	1	

---

FINAL ASSEMBLY WITH STEEL PLATFORM

LAST UPDATED  
MAR 2018 to JUN 2021



Pos	SKU	Description	Qty	Remark
1	285098-01	BUSHING ASSY, P/F SPRING	2	
2	226941	NUT, NYLON LOCK 3/8-24 THIN ZC	2	
3	030034	BOLT 3/8-24X1 GR8 ZC	2	
4	904717-08	PIN ROLL .38 X 2.5 ZINC	2	
5	284210-01	PIN ASSY,SHACKLE	2	
6	288348-01	PIN, SPRING ASSY	2	
6A	224342	FITTING, GREASE 1/4"SELF DRILL	1	
7	284202-04	SHACKLE ASSY,RH,LB	1	
7	284202-04G	SHACKLE ASSY,RH,LB,GALV	1	
7	284215-04	SHACKLE ASSY, RH,HB	1	
7	284215-04G	SHACKLE ASSY,RH,HB, GALV	1	
7A	908177-02	BEARING,PRE LUBRICATING 1.25ID X 1.0 LG	2	
7B	224342	FITTING, GREASE 1/4"SELF DRILL	1	
8	284202-01	SHACKLE ASSY,LH, LB	1	
8	284202-01G	SHACKLE ASSY,LH,LB,GALV	1	
8	284215-01	SHACKLE ASSY,LH, HB	1	
8	284215-01G	SHACKLE ASSY,LH,HB, GALV	1	
8A	908177-02	BEARING,PRE LUBRICATING 1.25ID X 1.0 LG	2	
8B	224342	FITTING, GREASE 1/4"SELF DRILL	1	
9	288702-01	EXT PLATE ASSY, 96"LG, TE-33/25	1	
9	288702-01G	EXT PLATE ASSY, 96"LG, TE-33/25,G	1	
9	288702-02	EXT PLATE ASSY, 102"LG, TE-33/25	1	
9	288702-02G	EXT PLATE ASSY, 102"LG, TE-33/25,G	1	
9A	904005-2	RIVET,BLIND SSTL DOME.187X.565	8	
9B	280004-01	PLATE, MAXON NAME & DECALS	1	

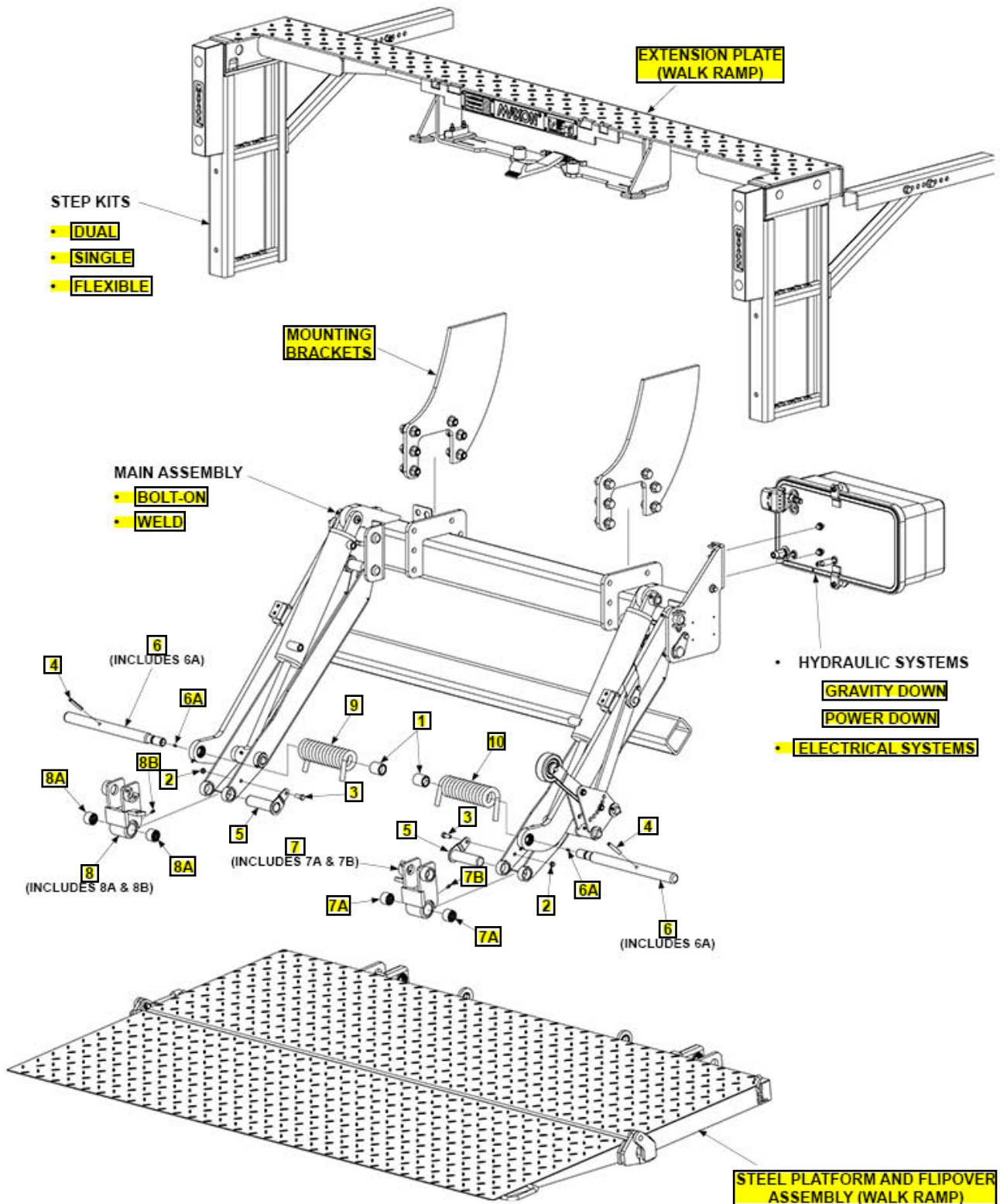
---

Pos	SKU	Description	Qty	Remark
10	284541-02	TORSION SPRING,P/F	1	
11	284541-01	TORSION SPRING,P/F	1	

---

FINAL ASSEMBLY WITH STEEL PLATFORM (WALK RAMP)

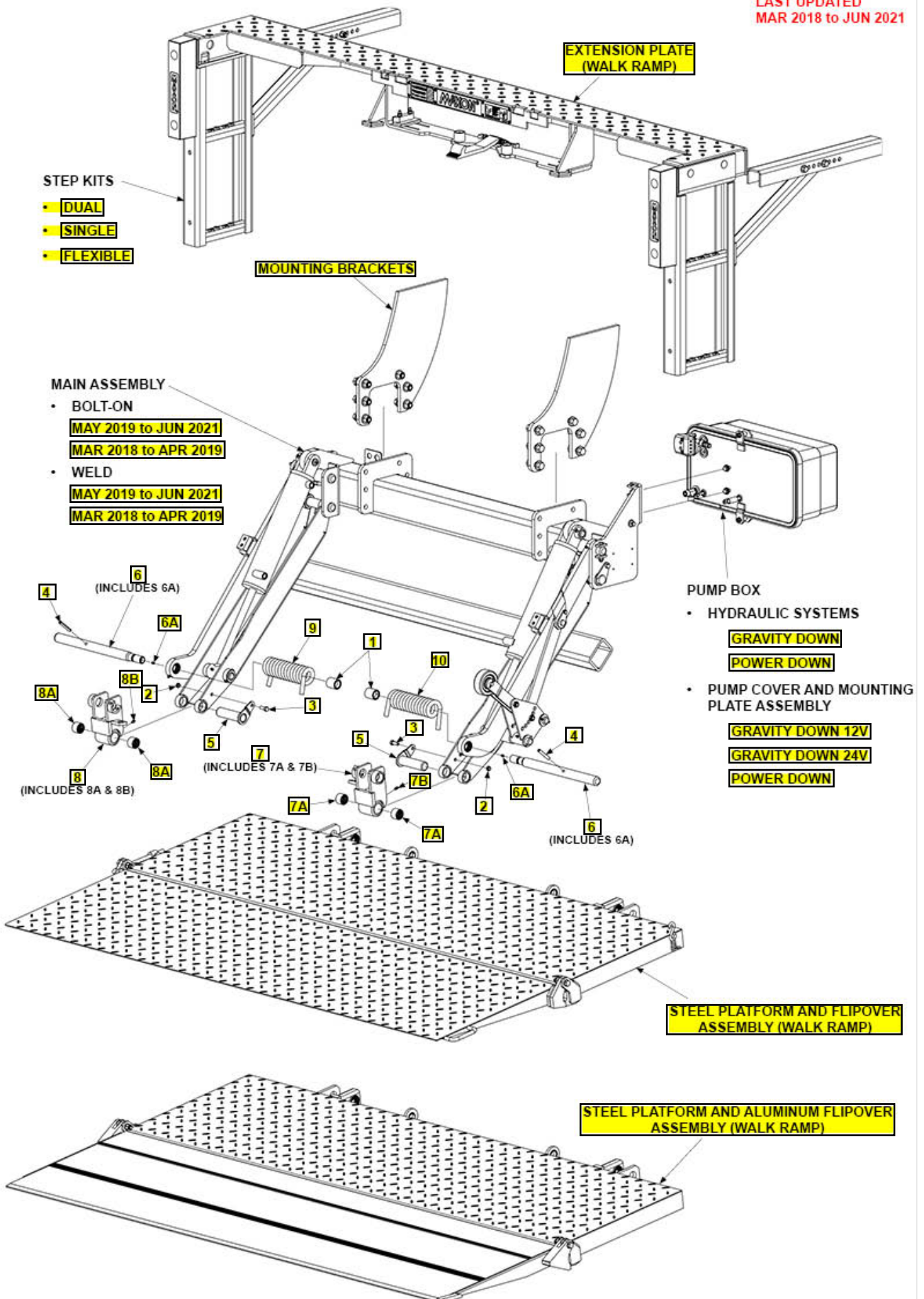
LAST UPDATED  
JUL 2021 to present



Pos	SKU	Description	Qty	Remark
1	285098-01	BUSHING ASSY, P/F SPRING	2	
2	226941	NUT, NYLON LOCK 3/8-24 THIN ZC	2	
3	030034	BOLT 3/8-24X1 GR8 ZC	2	
4	904717-08	PIN ROLL .38 X 2.5 ZINC	2	
5	284210-01	PIN ASSY,SHACKLE	2	
6	288348-01	PIN, SPRING ASSY	2	
6A	224342	FITTING, GREASE 1/4"SELF DRILL	1	
7	284202-04	SHACKLE ASSY,RH,LB	1	
7	284202-04G	SHACKLE ASSY,RH,LB,GALV	1	
7	284215-04	SHACKLE ASSY, RH,HB	1	
7	284215-04G	SHACKLE ASSY,RH,HB, GALV	1	
7A	908177-02	BEARING,PRE LUBRICATING 1.25ID X 1.0 LG	2	
7B	224342	FITTING, GREASE 1/4"SELF DRILL	1	
8	284202-01	SHACKLE ASSY,LH, LB	1	
8	284202-01G	SHACKLE ASSY,LH,LB,GALV	1	
8	284215-01	SHACKLE ASSY,LH, HB	1	
8	284215-01G	SHACKLE ASSY,LH,HB, GALV	1	
8A	908177-02	BEARING,PRE LUBRICATING 1.25ID X 1.0 LG	2	
8B	224342	FITTING, GREASE 1/4"SELF DRILL	1	
9	284541-02	TORSION SPRING,P/F	1	
10	284541-01	TORSION SPRING,P/F	1	

**FINAL ASSEMBLY WITH STEEL PLATFORM (WALK RAMP)**

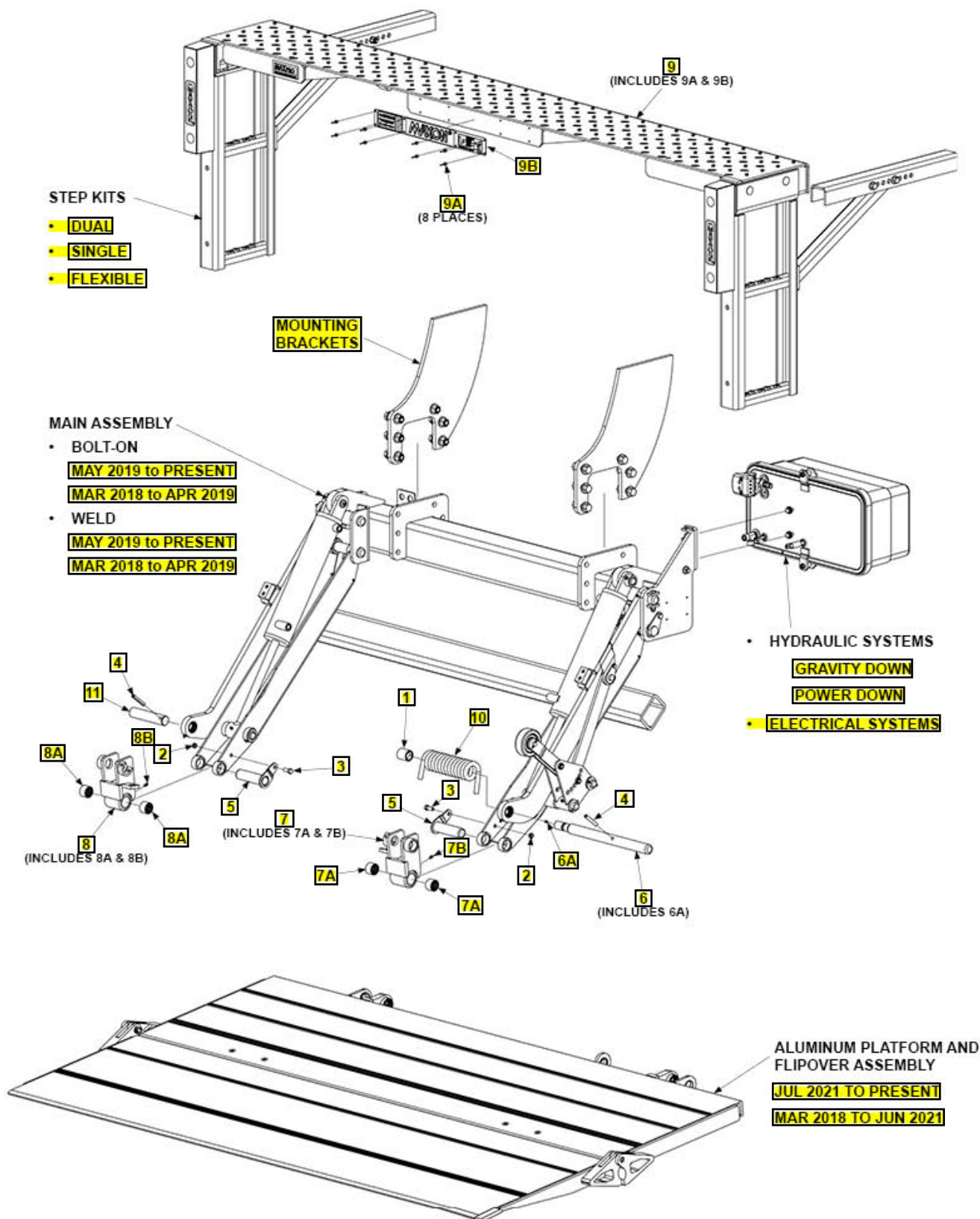
LAST UPDATED  
MAR 2018 to JUN 2021



Pos	SKU	Description	Qty	Remark
1	285098-01	BUSHING ASSY, P/F SPRING	2	
2	226941	NUT, NYLON LOCK 3/8-24 THIN ZC	2	
3	030034	BOLT 3/8-24X1 GR8 ZC	2	
4	904717-08	PIN ROLL .38 X 2.5 ZINC	2	
5	284210-01	PIN ASSY,SHACKLE	2	
6	288348-01	PIN, SPRING ASSY	2	
6A	224342	FITTING, GREASE 1/4"SELF DRILL	1	
7	284202-04	SHACKLE ASSY,RH,LB	1	
7	284202-04G	SHACKLE ASSY,RH,LB,GALV	1	
7	284215-04	SHACKLE ASSY, RH,HB	1	
7	284215-04G	SHACKLE ASSY,RH,HB, GALV	1	
7A	908177-02	BEARING,PRE LUBRICATING 1.25ID X 1.0 LG	2	
7B	224342	FITTING, GREASE 1/4"SELF DRILL	1	
8	284202-01	SHACKLE ASSY,LH, LB	1	
8	284202-01G	SHACKLE ASSY,LH,LB,GALV	1	
8	284215-01	SHACKLE ASSY,LH, HB	1	
8	284215-01G	SHACKLE ASSY,LH,HB, GALV	1	
8A	908177-02	BEARING,PRE LUBRICATING 1.25ID X 1.0 LG	2	
8B	224342	FITTING, GREASE 1/4"SELF DRILL	1	
9	284541-02	TORSION SPRING,P/F	1	
10	284541-01	TORSION SPRING,P/F	1	

FINAL ASSEMBLY WITH ALUMINUM PLATFORM

LAST UPDATED  
MAR 2018 to present



Pos	SKU	Description	Qty	Remark
1	285098-01	BUSHING ASSY, P/F SPRING	2	
2	226941	NUT, NYLON LOCK 3/8-24 THIN ZC	2	
3	030034	BOLT 3/8-24X1 GR8 ZC	2	
4	904717-08	PIN ROLL .38 X 2.5 ZINC	2	
5	284210-01	PIN ASSY,SHACKLE	2	
6	288348-01	PIN, SPRING ASSY	1	
6A	224342	FITTING, GREASE 1/4"SELF DRILL	1	
7	284202-04	SHACKLE ASSY,RH,LB	1	
7	284202-04G	SHACKLE ASSY,RH,LB,GALV	1	
7	284215-04	SHACKLE ASSY, RH,HB	1	
7	284215-04G	SHACKLE ASSY,RH,HB, GALV	1	
7A	908177-02	BEARING,PRE LUBRICATING 1.25ID X 1.0 LG	2	
7B	224342	FITTING, GREASE 1/4"SELF DRILL	1	
8	284202-01	SHACKLE ASSY,LH, LB	1	
8	284202-01G	SHACKLE ASSY,LH,LB,GALV	1	
8	284215-01	SHACKLE ASSY,LH, HB	1	
8	284215-01G	SHACKLE ASSY,LH,HB, GALV	1	
8A	908177-02	BEARING,PRE LUBRICATING 1.25ID X 1.0 LG	2	
8B	224342	FITTING, GREASE 1/4"SELF DRILL	1	
9	288702-01	EXT PLATE ASSY, 96"LG, TE-33/25	1	
9	288702-01G	EXT PLATE ASSY, 96"LG, TE-33/25,G	1	
9	288702-02	EXT PLATE ASSY, 102"LG, TE-33/25	1	
9	288702-02G	EXT PLATE ASSY, 102"LG, TE-33/25,G	1	
9A	904005-2	RIVET,BLIND SSTL DOME.187X.565	8	
9B	280004-01	PLATE, MAXON NAME & DECALS	1	

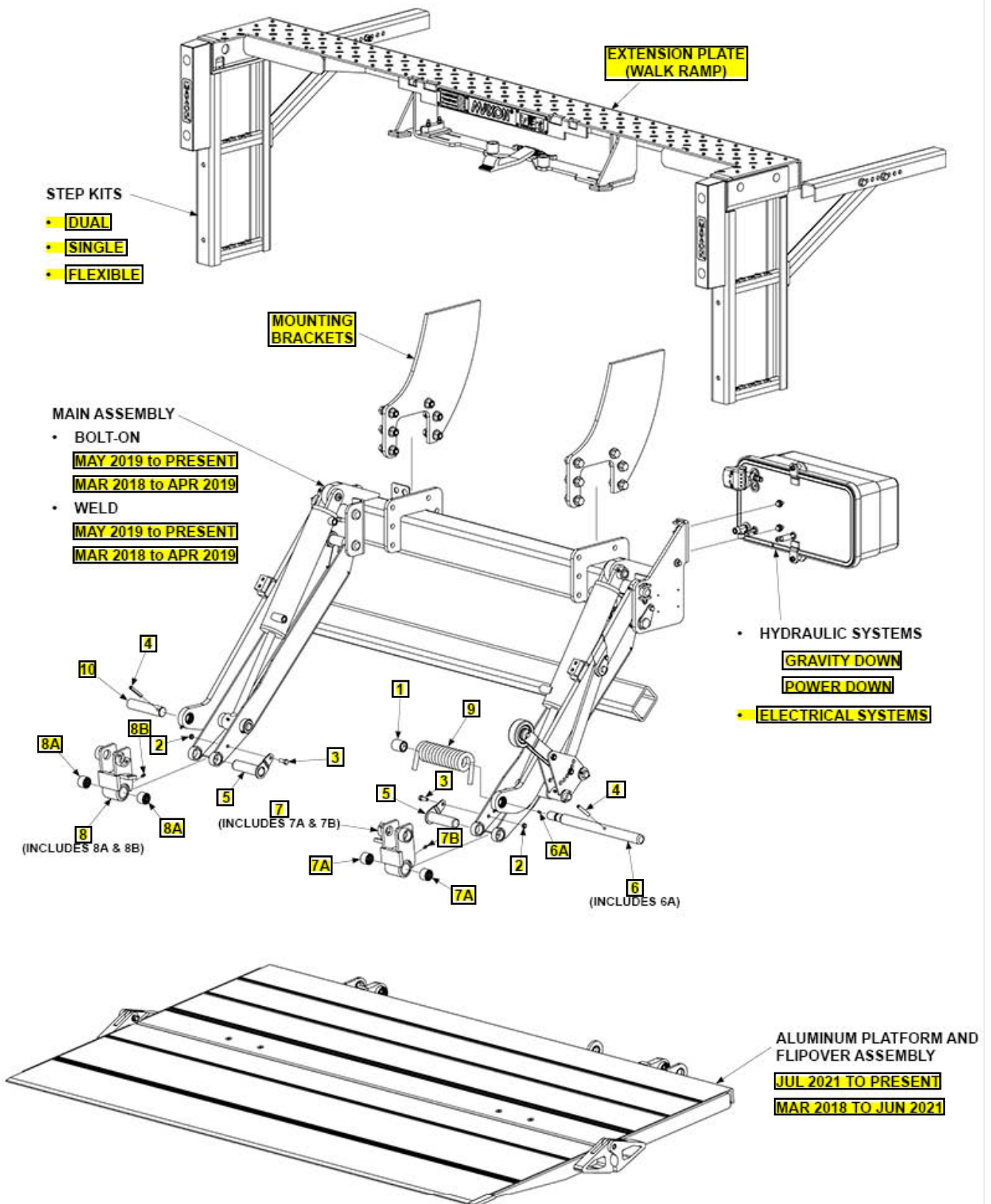
---

Pos	SKU	Description	Qty	Remark
10	284541-01	TORSION SPRING,P/F	1	
11	283627-01	PIN, 1.25DIA X 5.88, ZINC	1	

---

FINAL ASSEMBLY WITH ALUMINUM PLATFORM (WALK RAMP)

LAST UPDATED  
MAR 2018 to present



- STEP KITS
- DUAL
  - SINGLE
  - FLEXIBLE

- MAIN ASSEMBLY
- BOLT-ON  
MAY 2019 to PRESENT  
MAR 2018 to APR 2019
  - WELD  
MAY 2019 to PRESENT  
MAR 2018 to APR 2019

- HYDRAULIC SYSTEMS  
GRAVITY DOWN  
POWER DOWN
- ELECTRICAL SYSTEMS

- ALUMINUM PLATFORM AND FLIPOVER ASSEMBLY
- JUL 2021 TO PRESENT
  - MAR 2018 TO JUN 2021

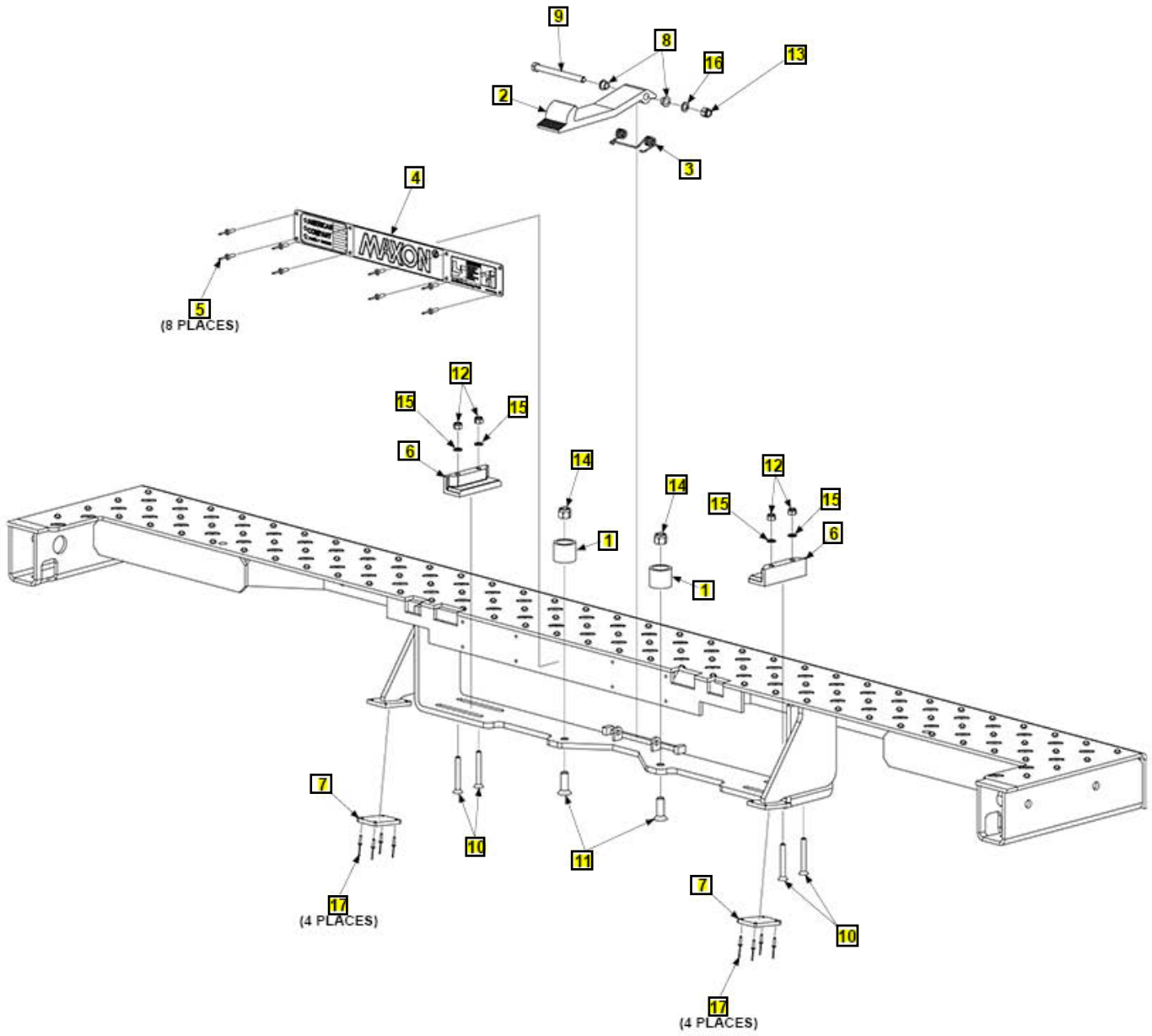
Pos	SKU	Description	Qty	Remark
1	285098-01	BUSHING ASSY, P/F SPRING	2	
2	226941	NUT, NYLON LOCK 3/8-24 THIN ZC	2	
3	030034	BOLT 3/8-24X1 GR8 ZC	2	
4	904717-08	PIN ROLL .38 X 2.5 ZINC	2	
5	284210-01	PIN ASSY,SHACKLE	2	
6	288348-01	PIN, SPRING ASSY	1	
6A	224342	FITTING, GREASE 1/4"SELF DRILL	1	
7	284202-04	SHACKLE ASSY,RH,LB	1	
7	284202-04G	SHACKLE ASSY,RH,LB,GALV	1	
7	284215-04	SHACKLE ASSY, RH,HB	1	
7	284215-04G	SHACKLE ASSY,RH,HB, GALV	1	
7A	908177-02	BEARING,PRE LUBRICATING 1.25ID X 1.0 LG	2	
7B	224342	FITTING, GREASE 1/4"SELF DRILL	1	
8	284202-01	SHACKLE ASSY,LH, LB	1	
8	284202-01G	SHACKLE ASSY,LH,LB,GALV	1	
8	284215-01	SHACKLE ASSY,LH, HB	1	
8	284215-01G	SHACKLE ASSY,LH,HB, GALV	1	
8A	908177-02	BEARING,PRE LUBRICATING 1.25ID X 1.0 LG	2	
8B	224342	FITTING, GREASE 1/4"SELF DRILL	1	
9	284541-01	TORSION SPRING,P/F	1	
10	283627-01	PIN, 1.25DIA X 5.88, ZINC	1	

### EXTENSION PLATE (WALK RAMP)

COMPLETE ASSEMBLY:

**EXTENSION PLATE (WALK RAMP)**

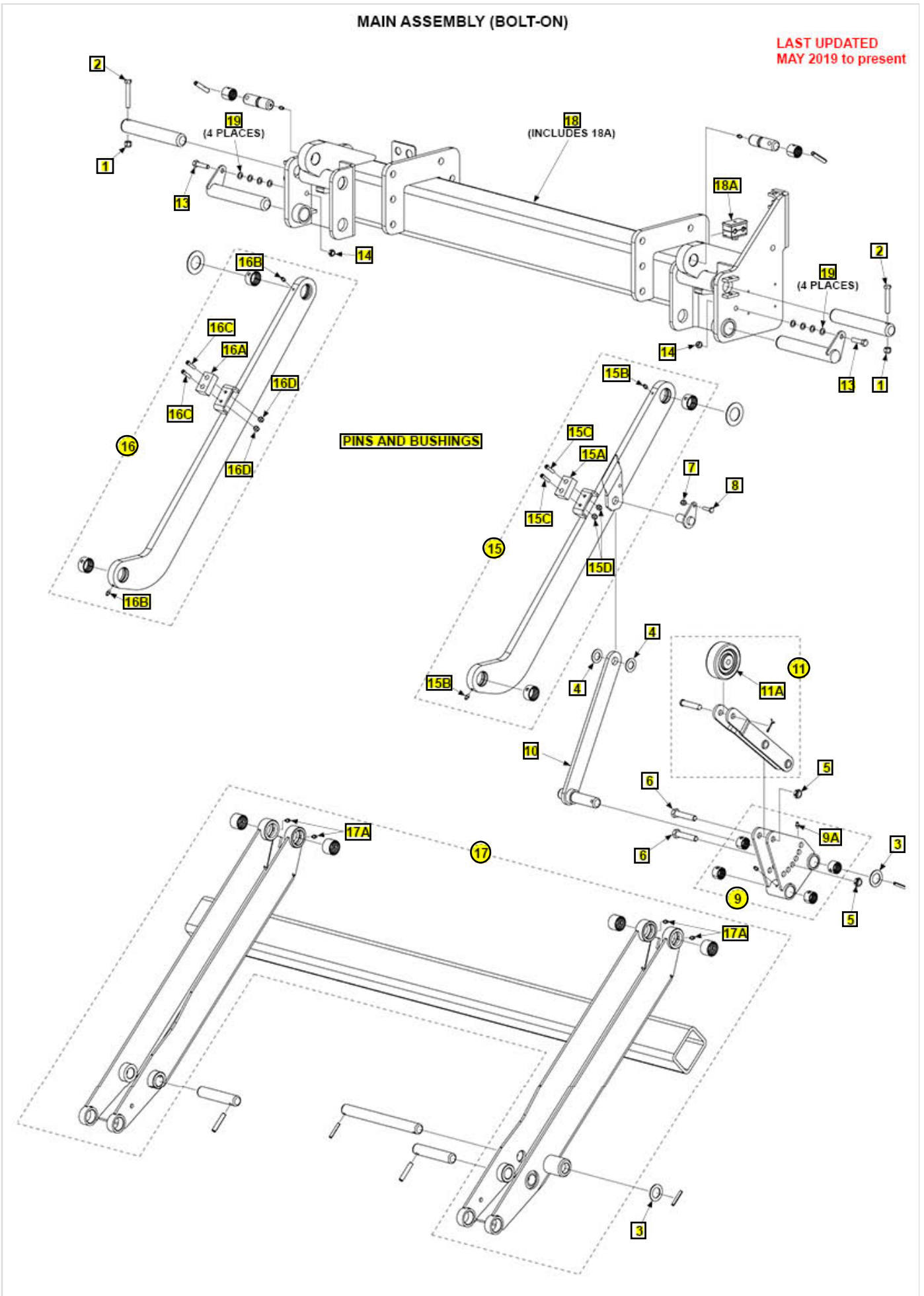
LAST UPDATED  
MAR 2018 to present



Pos	SKU	Description	Qty	Remark
REF	288703-01	EXT PLATE ASSY, 96" LG, TEWR-33	1	
REF	288703-01G	EXT PLATE ASSY, 96" LG, TEWR-33, G	1	
REF	288703-02	EXT PLATE ASSY, 102" LG, TEWR-33	1	
REF	288703-02G	EXT PLATE ASSY, 102" LG, TEWR-33, G	1	
1	282344-01	STOPPER	2	
2	282257-01	LATCH, WALK RAMP	1	
3	282258-01	SPRING,W/RAMP LATCH	1	
4	280004-01	PLATE, MAXON NAME & DECALS	1	
5	904005-2	RIVET,BLIND SSTL DOME.187X.565	8	
6	212321-01	PAD, WALK-IN RAMP, NYLON	2	
7	269478-01	PAD,STOPPER P/F	2	
8	908094-01	BRG,FLANGE .38ID X.38LG	2	
9	900014-15	SCREW,HEX CAP.38-16X4.5,G8,ZC	1	
10	900021-9	SCREW,SOC .312-18X2-1/2 FL	4	
11	900745-04	SCREW,SOC FL.5-13 X1.5	2	
12	901001	NUT, NYLON 5/16-18 ZINC	4	
13	901002	NUT, NYLON 3/8-16 ZINC	1	
14	901010	NUT, NYLON LOCK 1/2-13 ZC	2	
15	902000-8	WASHER, FLAT .312 .063 THK	4	
16	902000-10	WASHER, FLAT .375X.063 THK	1	
17	904000-2	RIVET, BLIND.125DIAX.515"LG	8	

MAIN ASSEMBLY (BOLT-ON)

LAST UPDATED  
MAY 2019 to present

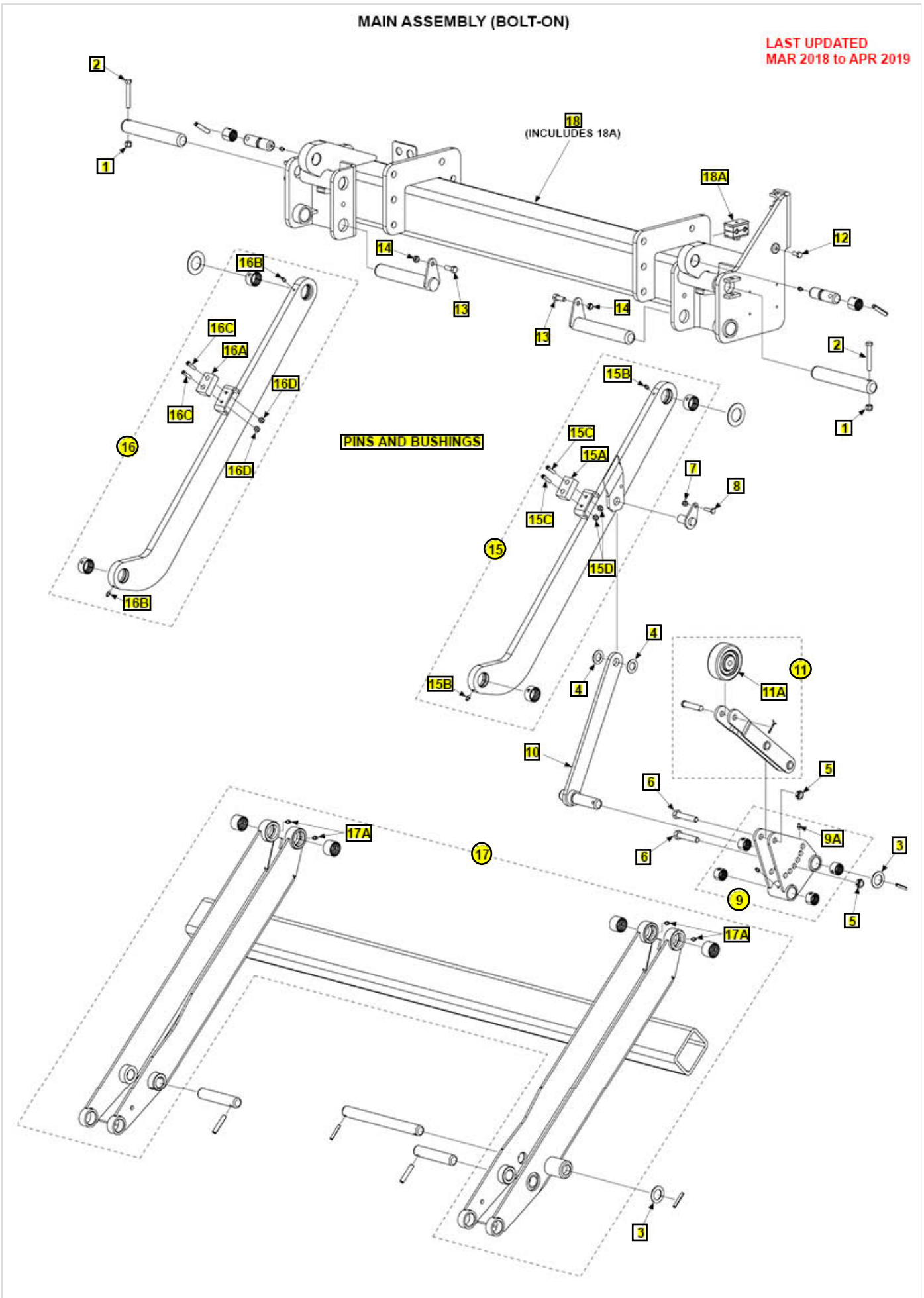


Pos	SKU	Description	Qty	Remark
1	901002	NUT, NYLON 3/8-16 ZINC	2	
2	900014-10	SCREW,HEX CAP.38-16X2.5,G8,ZC	2	
3	902000-25	WASHER, FLAT	2	
4	902020-1	WASHER, FLAT,NYLON 1-5/16X.765	2	
5	901016-1	NUT HEX THN HD LKG.500-20UNF	2	
6	900033-7	SCREW, CAP.5-20X2.5 GR8 ZC	2	
7	901000	NUT, NYLON 1/4-20 ZINC	1	
8	900000-4	BOLT, HX 1/4-20X1 GR8 ZC	1	
9	286536-01G	BRACKET ASSY, OPENER, GALV	1	
9A	224342	FITTING, GREASE 1/4"SELF DRILL	2	
10	286538-01	ARM WLDMT	1	
11	286541-01G	OPENER ASSY,GALV	1	
11A	280082-01	ROLLER, OPENER,3.5 X 1.25 X .5	1	
13	030038	BOLT 3/8-24X1-1/2 GR8 ZC	2	
14	226941	NUT, NYLON LOCK 3/8-24 THIN ZC	2	
15	285715-02	PARALLEL ARM ASSY, RH	1	
15	285715-02G	PARALLEL ARM ASSY, RH, GALV	1	
15A	285058-01	PAD NYLON, P/F SUPPORT	1	
15B	224342	FITTING, GREASE 1/4"SELF DRILL	2	
15C	900025-1	SCREW, SOC 1/4-20X1 ALLOY	2	
15D	901000	NUT, NYLON 1/4-20 ZINC	3	
16	285715-01	PARALLEL ARM ASSY, LH	1	
16	285715-01G	PARALLEL ARM ASSY, LH, GALV	1	
16A	285058-01	PAD NYLON, P/F SUPPORT	1	

Pos	SKU	Description	Qty	Remark
16B	224342	FITTING, GREASE 1/4"SELF DRILL	1	
16C	900025-1	SCREW, SOC 1/4-20X1 ALLOY	2	
16D	901000	NUT, NYLON 1/4-20 ZINC	3	
17	298230-01	LIFT FRAME ASSY	1	
17	298230-01G	LIFT FRAME ASSY, GALV	1	
17A	224342	FITTING, GREASE 1/4"SELF DRILL	4	
18	298222-01	MAIN FRAME WLDMT, TE-33	1	
18	298222-01G	MAIN FRAME WLDMT, TE-33, GAL	1	
18A	908190-01	CLAMP, DUAL HOSE	1	
19	902000-10	WASHER, FLAT .375X.063 THK	8	

MAIN ASSEMBLY (BOLT-ON)

LAST UPDATED  
MAR 2018 to APR 2019

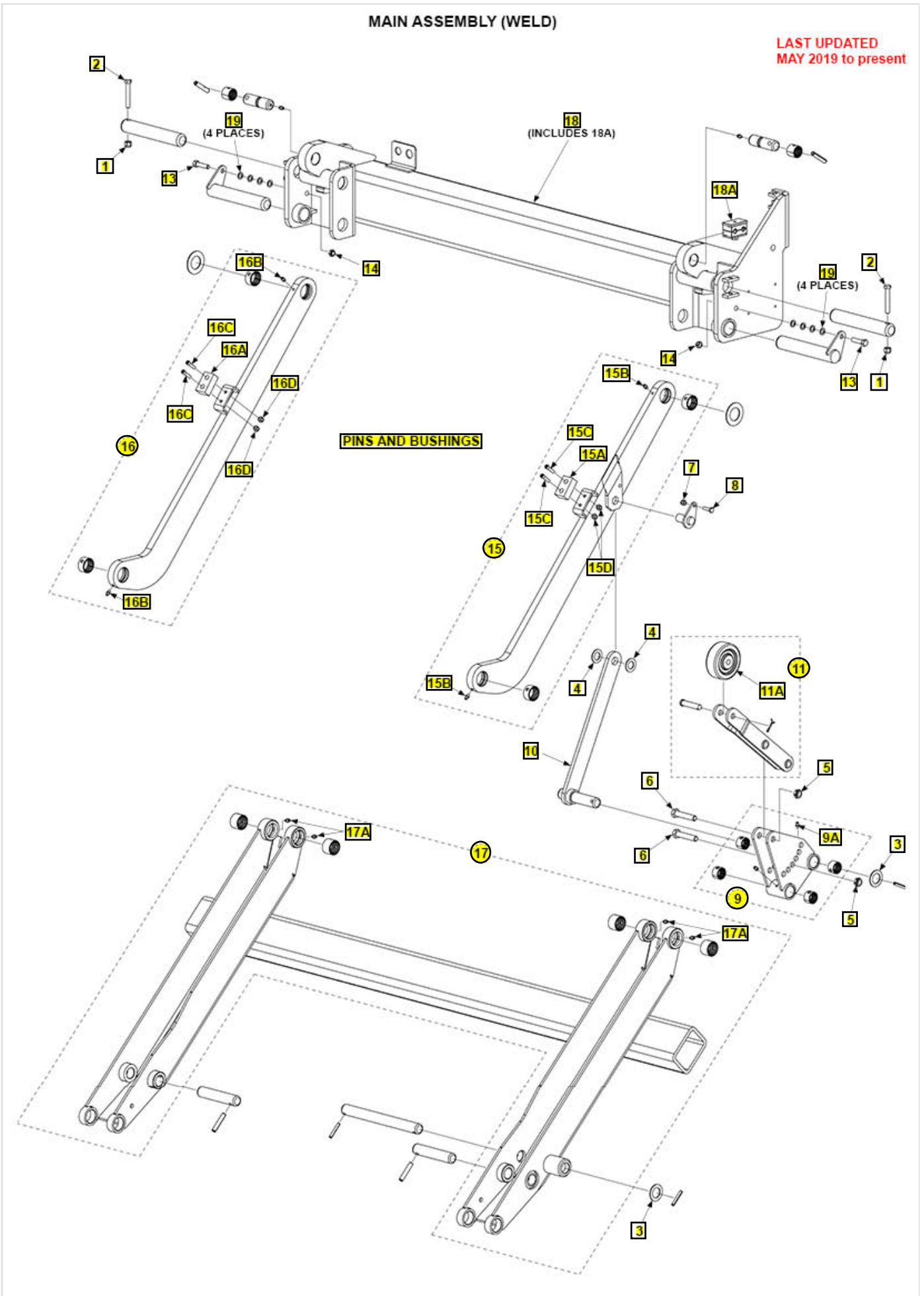


Pos	SKU	Description	Qty	Remark
1	901002	NUT, NYLON 3/8-16 ZINC	2	
2	900014-10	SCREW,HEX CAP.38-16X2.5,G8,ZC	2	
3	902000-25	WASHER, FLAT	2	
4	902020-1	WASHER, FLAT,NYLON 1-5/16X.765	2	
5	901016-1	NUT HEX THN HD LKG.500-20UNF	2	
6	900033-7	SCREW, CAP.5-20X2.5 GR8 ZC	2	
7	901000	NUT, NYLON 1/4-20 ZINC	1	
8	900000-4	BOLT, HX 1/4-20X1 GR8 ZC	1	
9	286536-01G	BRACKET ASSY, OPENER, GALV	1	
9A	224342	FITTING, GREASE 1/4"SELF DRILL	2	
10	286538-01	ARM WLDMT	1	
11	286541-01G	OPENER ASSY,GALV	1	
11A	280082-01	ROLLER, OPENER,3.5 X 1.25 X .5	1	
12	900009-3	BOLT,HEX 5/16-18X3/4 GR8 ZC	1	
13	030034	BOLT 3/8-24X1 GR8 ZC	2	
14	226941	NUT, NYLON LOCK 3/8-24 THIN ZC	2	
15	285715-02	PARALLEL ARM ASSY, RH	1	
15	285715-02G	PARALLEL ARM ASSY, RH, GALV	1	
15A	285058-01	PAD NYLON, P/F SUPPORT	1	
15B	224342	FITTING, GREASE 1/4"SELF DRILL	2	
15C	900025-1	SCREW, SOC 1/4-20X1 ALLOY	2	
15D	901000	NUT, NYLON 1/4-20 ZINC	3	
16	285715-01	PARALLEL ARM ASSY, LH	1	
16	285715-01G	PARALLEL ARM ASSY, LH, GALV	1	

Pos	SKU	Description	Qty	Remark
16A	285058-01	PAD NYLON, P/F SUPPORT	1	
16B	224342	FITTING, GREASE 1/4"SELF DRILL	1	
16C	900025-1	SCREW, SOC 1/4-20X1 ALLOY	2	
16D	901000	NUT, NYLON 1/4-20 ZINC	3	
17	298230-01	LIFT FRAME ASSY	1	
17	298230-01G	LIFT FRAME ASSY, GALV	1	
17A	224342	FITTING, GREASE 1/4"SELF DRILL	4	
18	298222-01	MAIN FRAME WLDMT, TE-33	1	
18	298222-01G	MAIN FRAME WLDMT, TE-33, GAL	1	
18A	908190-01	CLAMP, DUAL HOSE	1	

MAIN ASSEMBLY (WELD)

LAST UPDATED  
MAY 2019 to present



Pos	SKU	Description	Qty	Remark
1	901002	NUT, NYLON 3/8-16 ZINC	2	
2	900014-10	SCREW,HEX CAP.38-16X2.5,G8,ZC	2	
3	902000-25	WASHER, FLAT	2	
4	902020-1	WASHER, FLAT,NYLON 1-5/16X.765	2	
5	901016-1	NUT HEX THN HD LKG.500-20UNF	2	
6	900033-7	SCREW, CAP.5-20X2.5 GR8 ZC	2	
7	901000	NUT, NYLON 1/4-20 ZINC	1	
8	900000-4	BOLT, HX 1/4-20X1 GR8 ZC	1	
9	286536-01G	BRACKET ASSY, OPENER, GALV	1	
9A	224342	FITTING, GREASE 1/4"SELF DRILL	2	
10	286538-01	ARM WLDMT	1	
11	286541-01G	OPENER ASSY,GALV	1	
11A	280082-01	ROLLER, OPENER,3.5 X 1.25 X .5	1	
13	030038	BOLT 3/8-24X1-1/2 GR8 ZC	2	
14	226941	NUT, NYLON LOCK 3/8-24 THIN ZC	2	
15	285715-02	PARALLEL ARM ASSY, RH	1	
15	285715-02G	PARALLEL ARM ASSY, RH, GALV	1	
15A	285058-01	PAD NYLON, P/F SUPPORT	1	
15B	224342	FITTING, GREASE 1/4"SELF DRILL	2	
15C	900025-1	SCREW, SOC 1/4-20X1 ALLOY	2	
15D	901000	NUT, NYLON 1/4-20 ZINC	3	
16	285715-01	PARALLEL ARM ASSY, LH	1	
16	285715-01G	PARALLEL ARM ASSY, LH, GALV	1	
16A	285058-01	PAD NYLON, P/F SUPPORT	1	

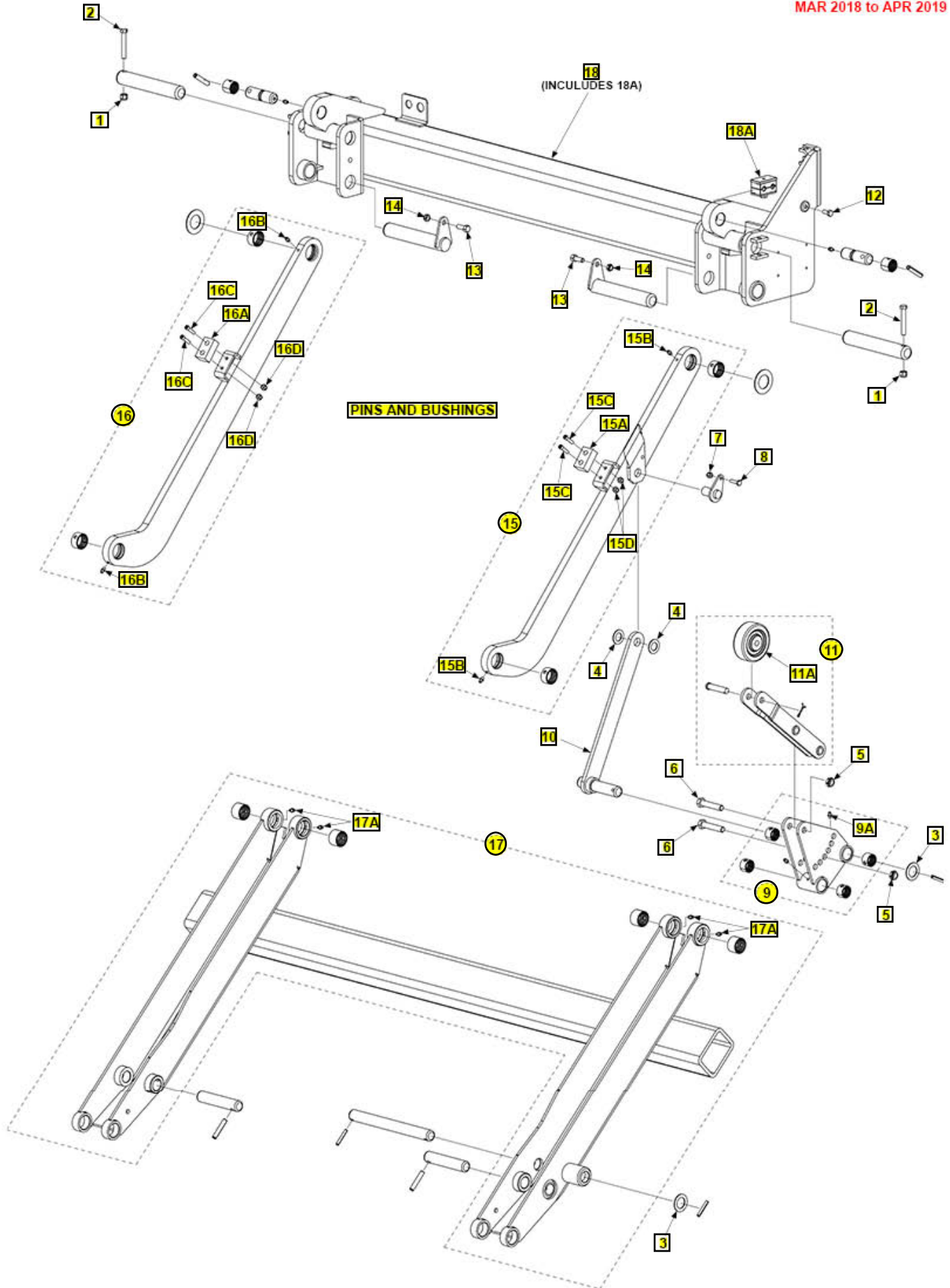
---

Pos	SKU	Description	Qty	Remark
16B	224342	FITTING, GREASE 1/4"SELF DRILL	1	
16C	900025-1	SCREW, SOC 1/4-20X1 ALLOY	2	
16D	901000	NUT, NYLON 1/4-20 ZINC	3	
17	298230-01	LIFT FRAME ASSY	1	
17	298230-01G	LIFT FRAME ASSY, GALV	1	
17A	224342	FITTING, GREASE 1/4"SELF DRILL	4	
18	298222-02	M/F WLDMT W/BRKT MTP HOLDER,TE-33	1	
18	298222-02G	M/F WLDMT W/BRKT MTP HOLDER,TE-33,G	1	
18A	908190-01	CLAMP, DUAL HOSE	1	
19	902000-10	WASHER, FLAT .375X.063 THK	8	

---

MAIN ASSEMBLY (WELD)

LAST UPDATED  
MAR 2018 to APR 2019

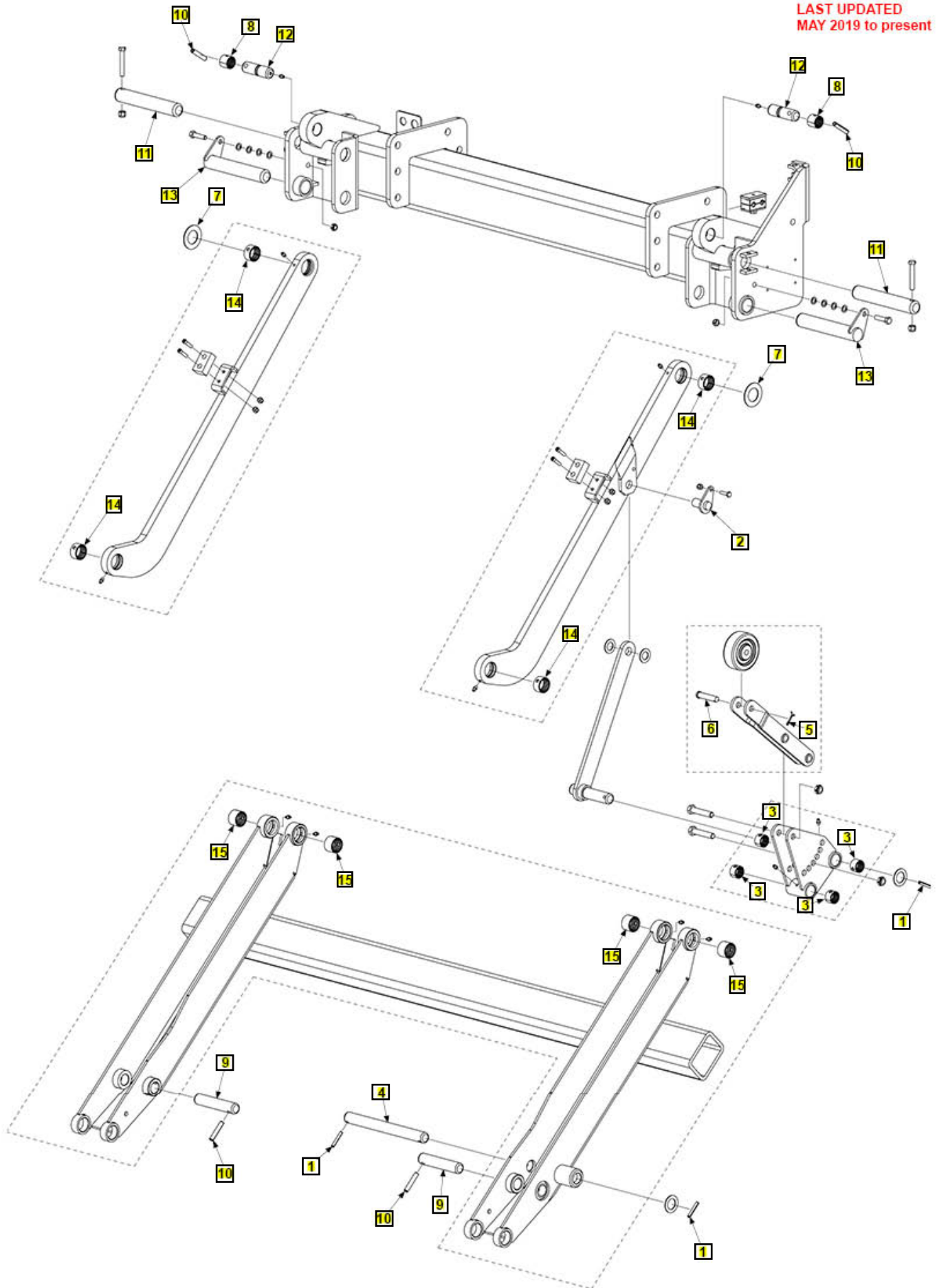


Pos	SKU	Description	Qty	Remark
1	901002	NUT, NYLON 3/8-16 ZINC	2	
2	900014-10	SCREW,HEX CAP.38-16X2.5,G8,ZC	2	
3	902000-25	WASHER, FLAT	2	
4	902020-1	WASHER, FLAT,NYLON 1-5/16X.765	2	
5	901016-1	NUT HEX THN HD LKG.500-20UNF	2	
6	900033-7	SCREW, CAP.5-20X2.5 GR8 ZC	2	
7	901000	NUT, NYLON 1/4-20 ZINC	1	
8	900000-4	BOLT, HX 1/4-20X1 GR8 ZC	1	
9	286536-01G	BRACKET ASSY, OPENER, GALV	1	
9A	224342	FITTING, GREASE 1/4"SELF DRILL	2	
10	286538-01	ARM WLDMT	1	
11	286541-01G	OPENER ASSY,GALV	1	
11A	280082-01	ROLLER, OPENER,3.5 X 1.25 X .5	1	
12	900009-3	BOLT,HEX 5/16-18X3/4 GR8 ZC	1	
13	030034	BOLT 3/8-24X1 GR8 ZC	2	
14	226941	NUT, NYLON LOCK 3/8-24 THIN ZC	2	
15	285715-02	PARALLEL ARM ASSY, RH	1	
15	285715-02G	PARALLEL ARM ASSY, RH, GALV	1	
15A	285058-01	PAD NYLON, P/F SUPPORT	1	
15B	224342	FITTING, GREASE 1/4"SELF DRILL	2	
15C	900025-1	SCREW, SOC 1/4-20X1 ALLOY	2	
15D	901000	NUT, NYLON 1/4-20 ZINC	3	
16	285715-01	PARALLEL ARM ASSY, LH	1	
16	285715-01G	PARALLEL ARM ASSY, LH, GALV	1	

Pos	SKU	Description	Qty	Remark
16A	285058-01	PAD NYLON, P/F SUPPORT	1	
16B	224342	FITTING, GREASE 1/4"SELF DRILL	1	
16C	900025-1	SCREW, SOC 1/4-20X1 ALLOY	2	
16D	901000	NUT, NYLON 1/4-20 ZINC	3	
17	298230-01	LIFT FRAME ASSY	1	
17	298230-01G	LIFT FRAME ASSY, GALV	1	
17A	224342	FITTING, GREASE 1/4"SELF DRILL	4	
18	298222-02	M/F WLDMT W/BRKT MTP HOLDER,TE-33	1	
18	298222-02G	M/F WLDMT W/BRKT MTP HOLDER,TE-33,G	1	
18A	908190-01	CLAMP, DUAL HOSE	1	

MAIN ASSEMBLY, PINS AND BUSHINGS

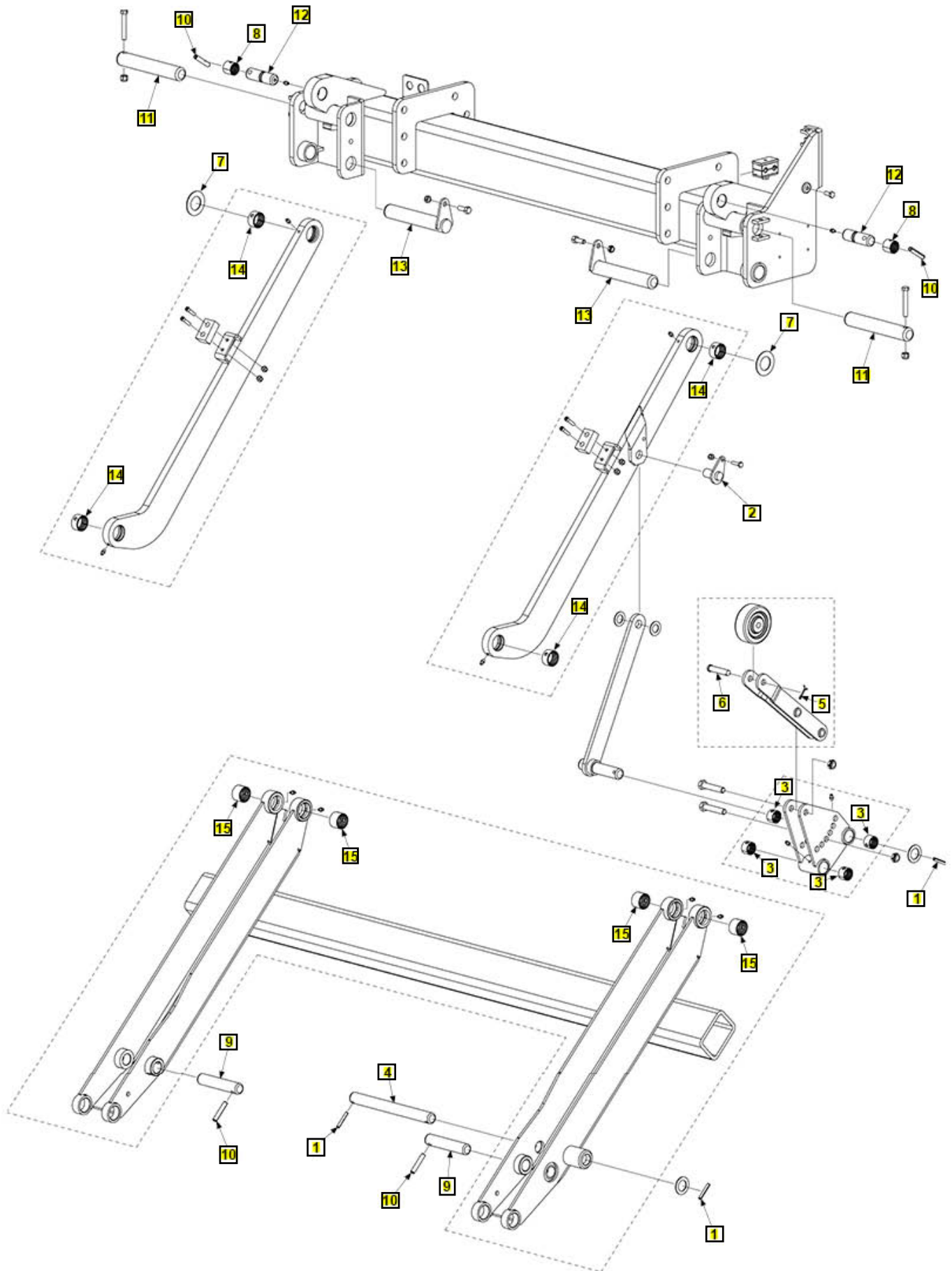
LAST UPDATED  
MAY 2019 to present



Pos	SKU	Description	Qty	Remark
1	904726-11	PIN, ROLL .25 DIA X 1.63 LG, SS	3	
2	286544-01	PIN WLDMT, OPENER ARM	1	
3	908178-01	BEARING,PRE LUBRICATING 1.00ID X .75 LG	4	
4	286531-01	PIN, OPENER	1	
5	030805	COTTER PIN 1/8 X 1"	1	
6	905212-04	CLEVIS PIN .5 DIA X 2.25, SS	1	
7	908078-02	FB THRUST BEARING, 1.25 ID	2	
8	908178-02	BEARING,PRE LUBRICATING 1.00ID X 1.0 LG	2	
9	284207-01	PIN CYL	2	
10	904717-06	PIN ROLL .38 X 2 ZINC	4	
11	288786-01	PIN 1.25 DIA X7.8 LG	2	
12	284205-01	PIN CYL,ASSY	2	
13	284174-01	PIN WLDMT, LIFT/ARM	2	
14	908177-01	BEARING,PRE LUBRICATING 1.25ID X .75 LG	4	
15	908177-02	BEARING,PRE LUBRICATING 1.25ID X 1.0 LG	4	

MAIN ASSEMBLY, PINS AND BUSHINGS

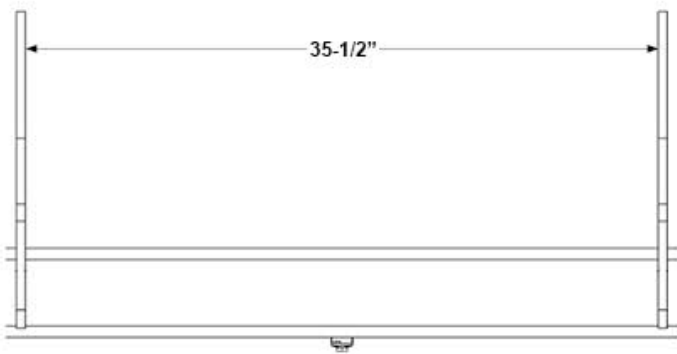
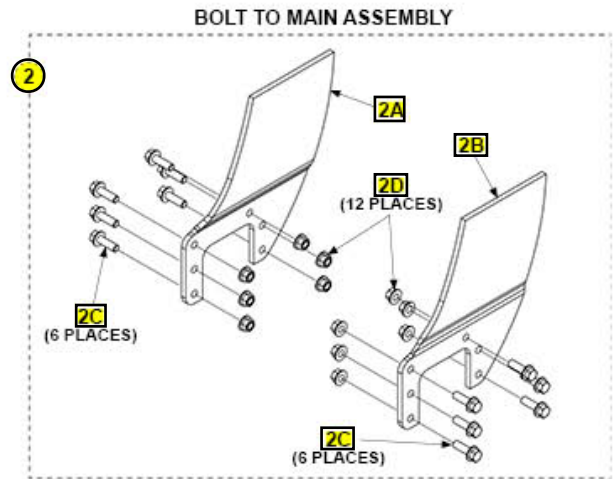
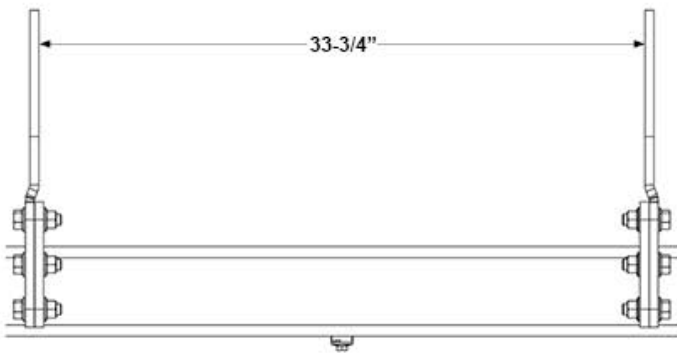
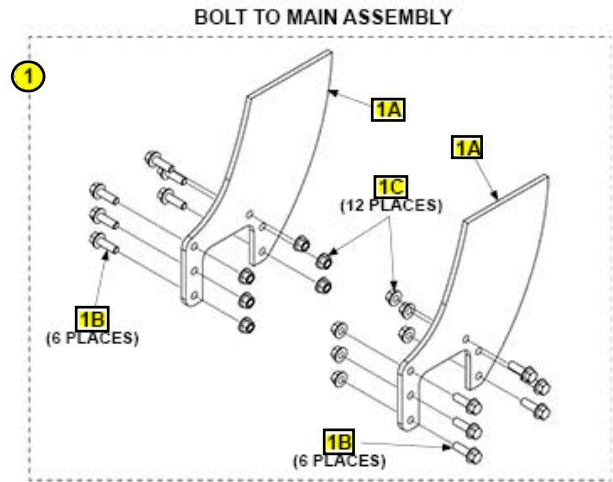
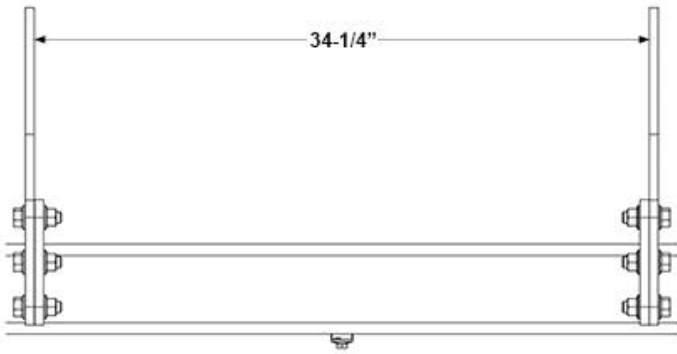
LAST UPDATED  
MAR 2018 to APR 2019



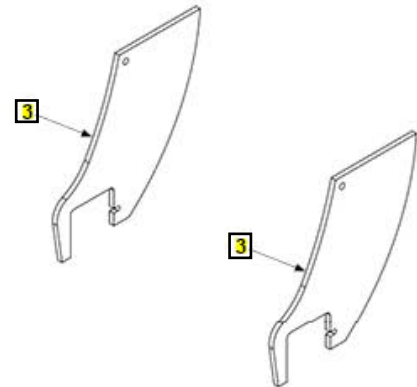
Pos	SKU	Description	Qty	Remark
1	904726-11	PIN, ROLL .25 DIA X 1.63 LG, SS	3	
2	286544-01	PIN WLDMT, OPENER ARM	1	
3	908178-01	BEARING,PRE LUBRICATING 1.00ID X .75 LG	4	
4	286531-01	PIN, OPENER	1	
5	030805	COTTER PIN 1/8 X 1"	1	
6	905212-04	CLEVIS PIN .5 DIA X 2.25, SS	1	
7	908078-02	FB THRUST BEARING, 1.25 ID	2	
8	908178-02	BEARING,PRE LUBRICATING 1.00ID X 1.0 LG	2	
9	284207-01	PIN CYL	2	
10	904717-06	PIN ROLL .38 X 2 ZINC	4	
11	288786-01	PIN 1.25 DIA X7.8 LG	2	
12	284205-01	PIN CYL,ASSY	2	
13	284174-01	PIN WLDMT, LIFT/ARM	2	
14	908177-01	BEARING,PRE LUBRICATING 1.25ID X .75 LG	4	
15	908177-02	BEARING,PRE LUBRICATING 1.25ID X 1.0 LG	4	

### MOUNTING BRACKETS

LAST UPDATED  
MAR 2018 to present



### WELD TO MAIN ASSEMBLY



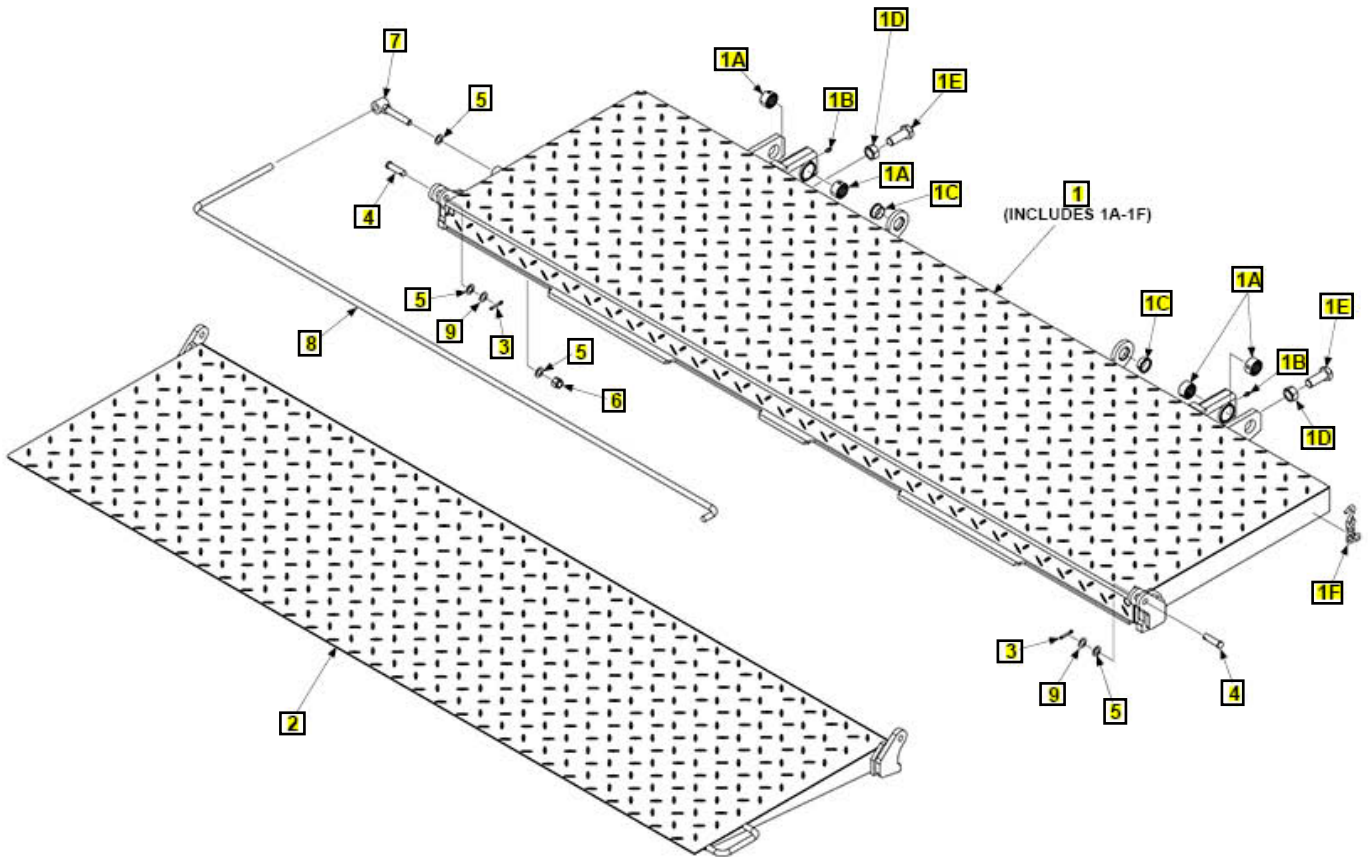
Pos	SKU	Description	Qty	Remark
1	298226-01	KIT,MOUNTING BRACKET,34.25, TE-33	1	
1A	298224-03	BRACKET, MOUNTING, TE-33, STR	2	
1B	901615-04	BOLT HEX FLANGE .63-11X2"LG	12	
1C	901023-04	FLANGE LOCK NUT,63-11,ZC	12	
2	298226-02	KIT,MOUNTING BRACKET,33.75, TE-33	1	
2A	298224-01	BRACKET, MOUNTING, TE-33, .25 JOG	1	
2B	298224-02	BRACKET, MOUNTING, TE-33, .25 JOG	1	
2C	901615-04	BOLT HEX FLANGE .63-11X2"LG	12	
2D	901023-04	FLANGE LOCK NUT,63-11,ZC	12	
3	284308-01-100	BRKT,MOUNTING,W/SLOT,TE-33		

### STEEL PLATFORM AND FLIPOVER ASSEMBLY

COMPLETE ASSEMBLY:

**STEEL PLATFORM AND FLIPOVER ASSEMBLY**

LAST UPDATED  
JUL 2021 to present



Pos	SKU	Description	Qty	Remark
REF	283900-05G	P/F & F/O ASSY, ST 48X84, GALV	1	
REF	283900-06G	P/F & F/O ASSY, ST 52X84, GALV	1	
REF	283900-55	P/F & F/O ASSY, ST 48X84, PNT	1	
REF	283900-56	P/F & F/O ASSY, ST 52X84, PNT	1	
1	284065-11	P/F ASSY, ST 24X84, ST F/O	1	
1	284065-11G	P/F ASSY, ST 24X84, ST F/O, GALV	1	
1	284065-12	P/F ASSY, ST 26X84, ST F/O	1	
1	284065-12G	P/F ASSY, ST 26X84, ST F/O, GALV	1	
1A	908177-01	BEARING,PRE LUBRICATING 1.25ID X .75 LG	4	
1B	224342	FITTING, GREASE 1/4"SELF DRILL	2	
1C	908002-03	BEARING,SELF LUB.1ID X.5 LG	2	
1D	030336	NUT 3/4-10NC	2	
1E	298717-01	SPECIAL SCREW .75-10UNCX2.0 LG	2	
1F	283879-01	HOOK ASSY	1	
2	284067-11	FLIP OVER WLDMT, STL, 24 X 84	1	
2	284067-11G	FLIP OVER WLDMT, STL, 24 X 84, GALV	1	
2	284067-12	FLIP OVER WLDMT, STL, 26 X 84	1	
2	284067-12G	FLIP OVER WLDMT, STL, 26 X 84, GALV	1	
3	904741-01	PIN, COTTER .19DIA X 1IN SS	2	
4	904740-01	CLEVIS PIN .5DIA X 1.75LG, GR 8, ZINC	2	
5	902000-14	WASHER, FLAT .500X.063 THK	4	
6	901010	NUT, NYLON LOCK 1/2-13 ZC	1	

---

Pos	SKU	Description	Qty	Remark
7	280749-02	ANCHOR BOLT WLDMT, ZINC PLATE	1	
8	280751-01	TORSION BAR	1	
9	902000-13	WASHER, FLAT .500 .032 THK	2	

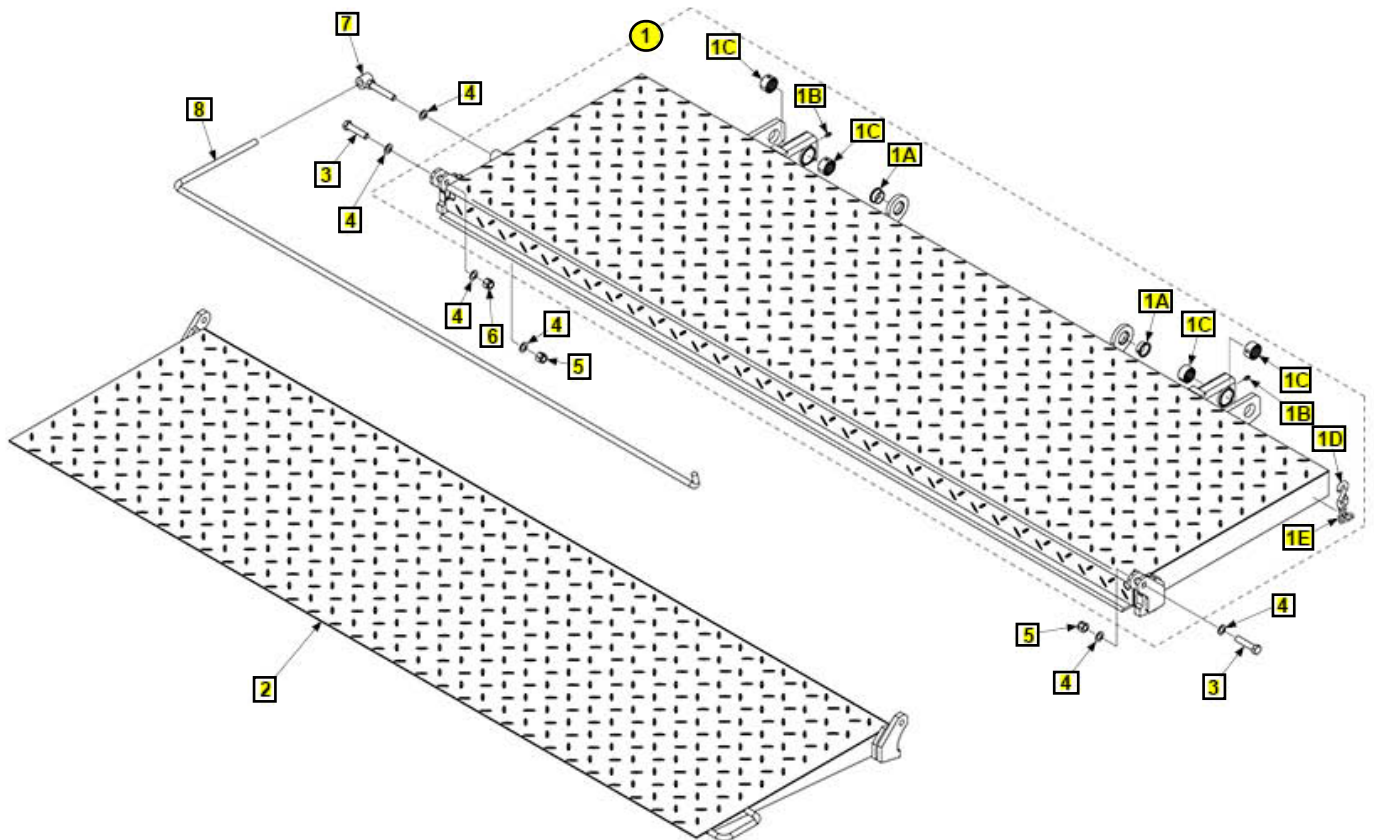
---

### STEEL PLATFORM AND FLIPOVER ASSEMBLY

LAST UPDATED  
MAR 2018 to JUN 2021

COMPLETE ASSEMBLY:

**STEEL PLATFORM AND FLIPOVER ASSEMBLY**



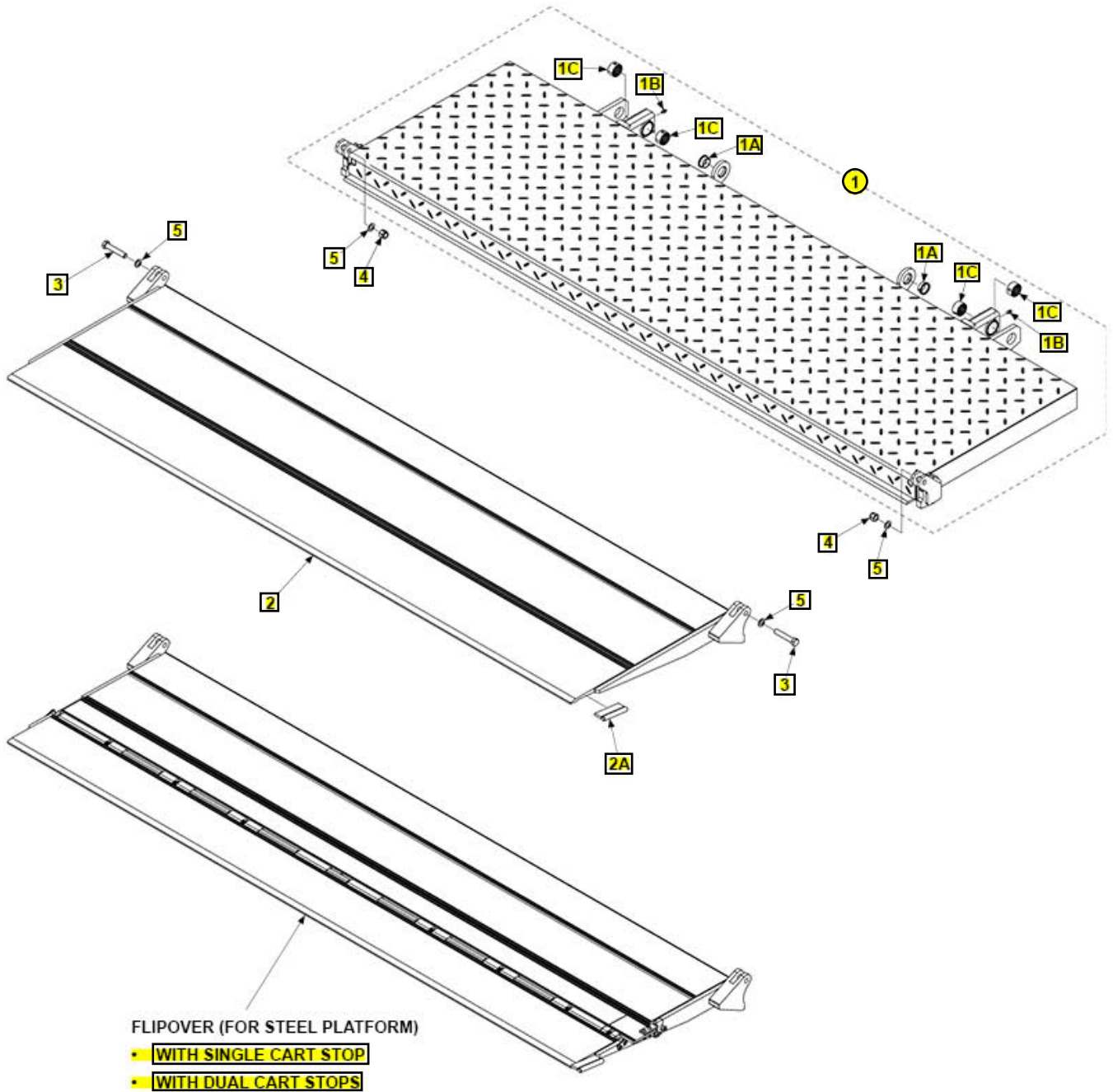
Pos	SKU	Description	Qty	Remark
REF	269522-01	P/F & F/O ASSY,ST 48X84 LG	1	
REF	269522-01G	P/F & F/O ASSY,ST 48X84 LG,GALV	1	
REF	269522-03	P/F & F/O ASSY,ST 52X84 LG	1	
REF	269522-03G	P/F & F/O ASSY,ST 52X84 LG,G	1	
1	286785-01	P/F ASSY, 24X84 LG	1	
1	286785-01G	P/F ASSY, 24X84 LG,GALV	1	
1	286785-02	P/F ASSY, 26X84 LG	1	
1	286785-02G	P/F ASSY, 26X84 LG,GALV	1	
1A	908002-03	BEARING,SELF LUB.1ID X.5 LG	2	
1B	224342	FITTING, GREASE 1/4"SELF DRILL	2	
1C	908177-01	BEARING,PRE LUBRICATING 1.25ID X .75 LG	4	
1D	260458	S-HOOK, SIZE 80, 2 1/4 LONG	1	
1E	050162-16	CHAIN # 2/0 X 3"LG	1	
2	284135-01	FLIP OVER WLDMT,24X84 LG	1	
2	284135-01G	FLIP OVER WLDMT, 24X84LG,GALV	1	
2	284135-02	FLIP OVER WLDMT,26X84 LG	1	
2	284135-02G	FLIP OVER WLDMT, 26X84 LG,GALV	1	
3	900033-6	SCREW, CAP.5-20X2.25 GR8 ZC	2	
4	902000-14	WASHER, FLAT .500X.063 THK	6	
5	901008	NUT, NYLON 1/2-20 ZC	2	
6	901010	NUT, NYLON LOCK 1/2-13 ZC	1	
7	280749-02	ANCHOR BOLT WLDMT, ZINC PLATE	1	
8	280751-01	TORSION BAR	1	

### STEEL PLATFORM AND ALUMINUM FLIPOVER ASSEMBLY

COMPLETE ASSEMBLY:

LAST UPDATED  
MAR 2018 to JUN 2021

**STEEL PLATFORM AND ALUMINUM FLIPOVER ASSEMBLY**



Pos	SKU	Description	Qty	Remark
REF	269522-07	ST P/F & AL F/O ASSY,.48X84 LG	1	
REF	269522-07G	ST P/F& AL F/O ASSY 48X84 LG,G	1	
REF	269522-08	ST P/F & AL F/O ASSY 52X84 LG	1	
REF	269522-08G	ST P/F & AL F/O ASSY 52X84 LG,G	1	
REF	269522-11	ST P/F& AL F/O SCS ASSY 48X84 LG	1	
REF	269522-11G	ST P/F& AL F/O SCS ASSY 48X84 LG,G	1	
REF	269522-12	ST P/F& AL F/O SCS ASSY 52X84 LG	1	
REF	269522-12G	ST P/F& AL F/O SCS ASSY 52X84 LG,G	1	
REF	269522-13	ST P/F& AL F/O DCS ASSY 48X84 LG	1	
REF	269522-13G	ST P/F& AL F/O DCS ASSY 48X84 LG,G	1	
REF	269522-14	ST P/F& AL F/O DCS ASSY 52X84 LG	1	
REF	269522-14G	ST P/F& AL F/O DCS ASSY 52X84 LG,G	1	
1	286785-05	P/F ASSY, 24X84 LG,AL F/O	1	
1	286785-05G	P/F ASSY, 24X84 LG,AL F/O,GALV	1	
1	286785-06	P/F ASSY, 26X84 LG,AL F/O	1	
1	286785-06G	P/F ASSY, 26X84 LG,AL F/O,GALV	1	
1A	908002-03	BEARING,SELF LUB.1ID X.5 LG	2	
1B	224342	FITTING, GREASE 1/4"SELF DRILL	2	
1C	908177-01	BEARING,PRE LUBRICATING 1.25ID X .75 LG	4	
2	285527-01	F/O WLDMT, AL WEDGE 24X84.63LG	1	

---

Pos	SKU	Description	Qty	Remark
2	285527-02	F/O WLDMT, AL WEDGE 26X84.63LG	1	
2A	265819-01	HANDLE-WELDMENT, AL F/O	1	
3	900033-8	SCREW, CAP.5-20X2.75 GR8 ZC	2	
4	901008	NUT, NYLON 1/2-20 ZC	2	
5	902000-14	WASHER, FLAT .500X.063 THK	4	

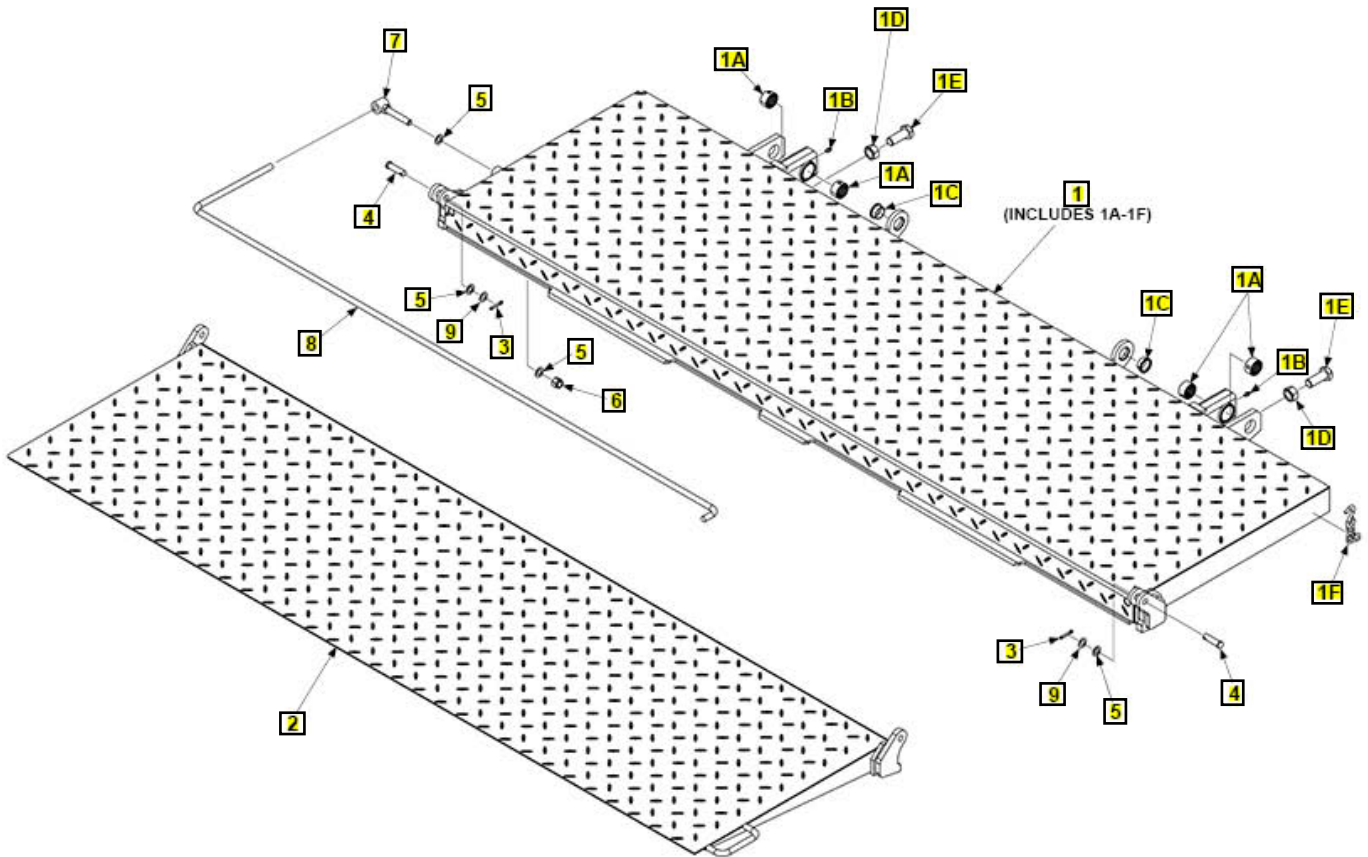
---

### STEEL PLATFORM AND FLIPOVER ASSEMBLY (WALK RAMP)

COMPLETE ASSEMBLY:

LAST UPDATED  
JUL 2021 to present

**STEEL PLATFORM AND FLIPOVER ASSEMBLY (WALK RAMP)**



Pos	SKU	Description	Qty	Remark
REF	283900-07G	P/F & F/O ASSY, ST 48X84, WR, GALV	1	
REF	283900-08G	P/F & F/O ASSY, ST 52X84, WR, GALV	1	
REF	283900-57	P/F & F/O ASSY, ST 48X84, WR, PNT	1	
REF	283900-58	P/F & F/O ASSY, ST 52X84, WR, PNT	1	
1	284065-13	P/F ASSY, ST 24X84, ST F/O, WR	1	
1	284065-13G	P/F ASSY, ST 24X84, ST F/O, WR,GALV	1	
1	284065-14	P/F ASSY, ST 26X84, ST F/O, WR	1	
1	284065-14G	P/F ASSY, ST 26X84, ST F/O, WR,GALV	1	
1A	908177-01	BEARING,PRE LUBRICATING 1.25ID X .75 LG	4	
1B	224342	FITTING, GREASE 1/4"SELF DRILL	2	
1C	908002-03	BEARING,SELF LUB.1ID X.5 LG	2	
1D	030336	NUT 3/4-10NC	2	
1E	298717-01	SPECIAL SCREW .75-10UNCX2.0 LG	2	
1F	283879-01	HOOK ASSY	1	
2	284067-11	FLIP OVER WLDMT, STL, 24 X 84	1	
2	284067-11G	FLIP OVER WLDMT, STL, 24 X 84, GALV	1	
2	284067-12	FLIP OVER WLDMT, STL, 26 X 84	1	
2	284067-12G	FLIP OVER WLDMT, STL, 26 X 84, GALV	1	
3	904741-01	PIN, COTTER .19DIA X 1IN SS	2	
4	904740-01	CLEVIS PIN .5DIA X 1.75LG, GR 8, ZINC	2	

---

Pos	SKU	Description	Qty	Remark
5	902000-14	WASHER, FLAT .500X.063 THK	4	
6	901010	NUT, NYLON LOCK 1/2-13 ZC	1	
7	280749-02	ANCHOR BOLT WLDMT, ZINC PLATE	1	
8	280751-01	TORSION BAR	1	
9	902000-13	WASHER, FLAT .500 .032 THK	2	

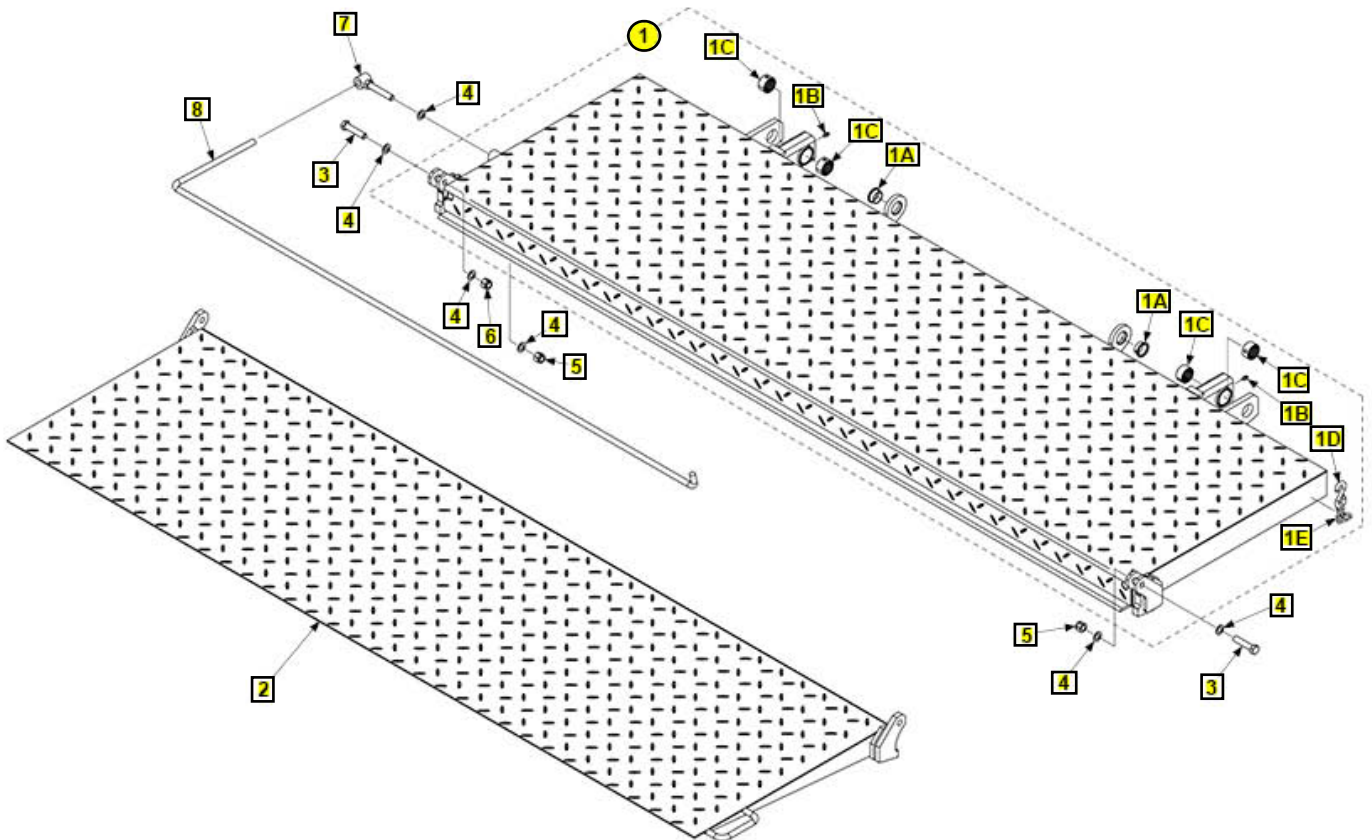
---

### STEEL PLATFORM AND FLIPOVER ASSEMBLY (WALK RAMP)

LAST UPDATED  
MAR 2018 to JUN 2021

COMPLETE ASSEMBLY:

#### STEEL PLATFORM AND FLIPOVER ASSEMBLY (WALK RAMP)



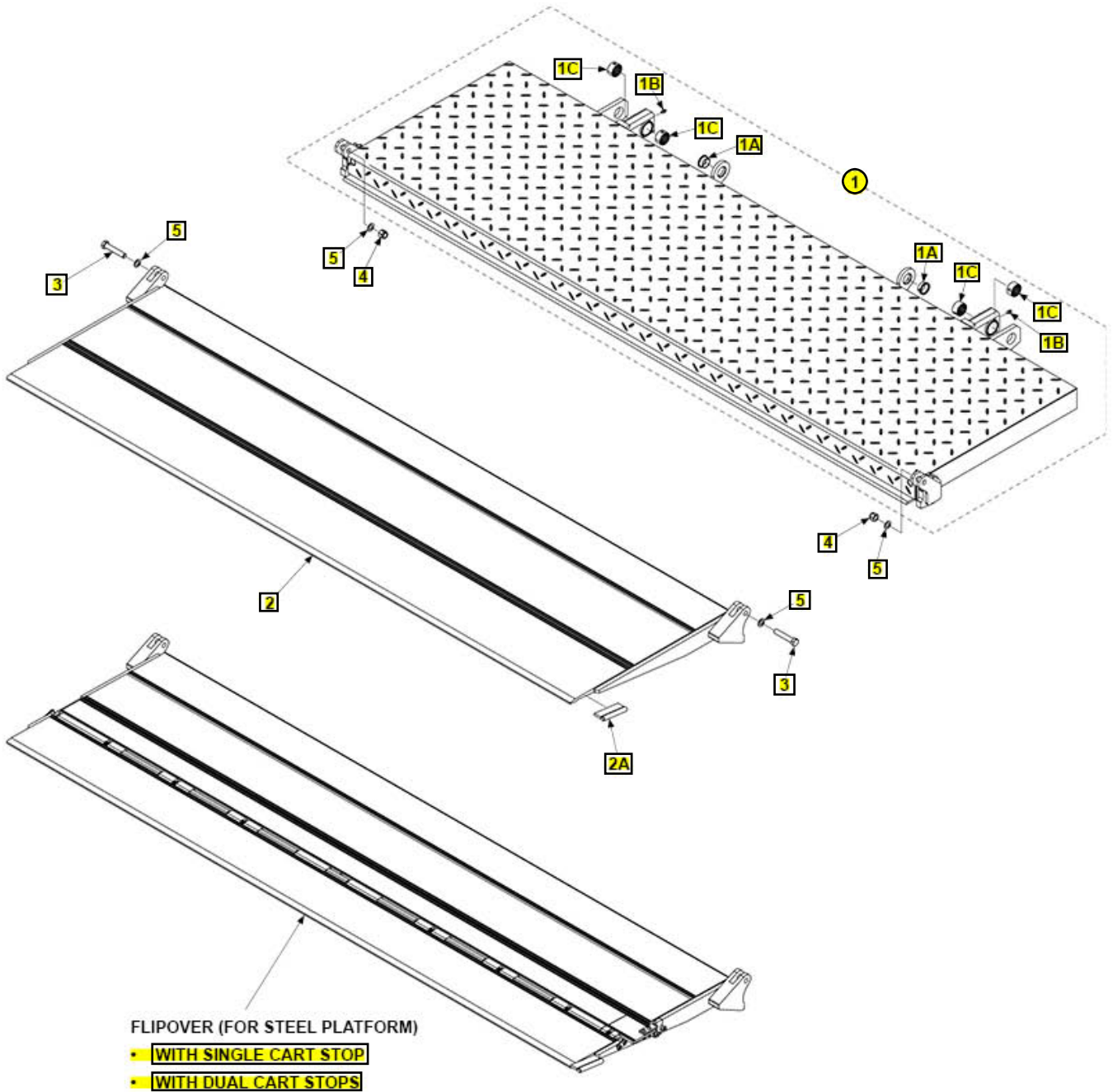
Pos	SKU	Description	Qty	Remark
REF	269522-04	P/F & F/O ASSY,ST 48X84 LG,WR	1	
REF	269522-04G	P/F & F/O ASSY,ST 48X84 LG,WR,G	1	
REF	269522-06	P/F & F/O ASSY,ST 52X84 LG,WR	1	
REF	269522-06G	P/F & F/O ASSY,ST 52X84 LG,WR,G	1	
1	286785-03	P/F ASSY, 24X84 LG,WR	1	
1	286785-03G	P/F ASSY, 24X84 LG,WR,GALV	1	
1	286785-04	P/F ASSY, 26X84 LG,WR	1	
1	286785-04G	P/F ASSY, 26X84 LG,WR,GALV	1	
1A	908002-03	BEARING,SELF LUB.1ID X.5 LG	2	
1B	224342	FITTING, GREASE 1/4"SELF DRILL	2	
1C	908177-01	BEARING,PRE LUBRICATING 1.25ID X .75 LG	4	
1D	260458	S-HOOK, SIZE 80, 2 1/4 LONG	1	
1E	050162-16	CHAIN # 2/0 X 3"LG	1	
2	284135-01	FLIP OVER WLDMT,24X84 LG	1	
2	284135-01G	FLIP OVER WLDMT, 24X84LG,GALV	1	
2	284135-02	FLIP OVER WLDMT,26X84 LG	1	
2	284135-02G	FLIP OVER WLDMT, 26X84 LG,GALV	1	
3	900033-6	SCREW, CAP.5-20X2.25 GR8 ZC	2	
4	902000-14	WASHER, FLAT .500X.063 THK	6	
5	901008	NUT, NYLON 1/2-20 ZC	2	
6	901010	NUT, NYLON LOCK 1/2-13 ZC	1	
7	280749-02	ANCHOR BOLT WLDMT, ZINC PLATE	1	
8	280751-01	TORSION BAR	1	

STEEL PLATFORM AND ALUMINUM FLIPOVER ASSEMBLY (WALK RAMP)

COMPLETE ASSEMBLY:

LAST UPDATED  
MAR 2018 to JUN 2021

**STEEL PLATFORM AND ALUMINUM FLIPOVER ASSEMBLY (WALK RAMP)**



Pos	SKU	Description	Qty	Remark
REF	269522-09	ST P/F& AL F/O ASSY 48X84 LG,WR	1	
REF	269522-09G	ST P/F& AL F/O ASSY 48X84 LG,WR,G	1	
REF	269522-10	ST P/F & AL F/O ASSY 52X84 LG,WR	1	
REF	269522-10G	ST P/F & AL F/O ASSY 52X84 LG,WR,G	1	
REF	269522-15	ST P/F & AL F/O SCS ASSY 48X84 LG,WR	1	
REF	269522-15G	ST P/F & AL F/O SCS ASSY 48X84 LG,WR,G	1	
REF	269522-16	ST P/F & AL F/O SCS ASSY 52X84 LG,WR	1	
REF	269522-16G	ST P/F&AL F/O SCS ASSY 52X84 LG,WR,G	1	
REF	269522-17	ST P/F&AL F/O DCS ASSY 48X84LG,WR	1	
REF	269522-17G	ST P/F&AL F/O DCS ASSY 48X84LG,WR,G	1	
REF	269522-18	ST P/F&AL F/O DCS ASSY 52X84LG,WR	1	
REF	269522-18G	ST P/F&AL F/O DCS ASSY 52X84LG,WR,G	1	
1	286785-07	P/F ASSY, 24X84 LG,AL F/O,WR	1	
1	286785-07G	P/F ASSY, 24X84 LG,AL F/O,WR,G	1	
1	286785-08	P/F ASSY, 26X84 LG,AL F/O,WR	1	
1	286785-08G	P/F ASSY, 26X84 LG,AL F/O,WR,G	1	
1A	908002-03	BEARING,SELF LUB.1ID X.5 LG	2	
1B	224342	FITTING, GREASE 1/4"SELF DRILL	2	
1C	908177-01	BEARING,PRES LUBRICATING 1.25ID X .75 LG	4	
2	285527-01	F/O WLDMT, AL WEDGE 24X84.63LG	1	

---

Pos	SKU	Description	Qty	Remark
2	285527-02	F/O WLDMT, AL WEDGE 26X84.63LG	1	
2A	265819-01	HANDLE-WELDMENT, AL F/O	1	
3	900033-8	SCREW, CAP.5-20X2.75 GR8 ZC	2	
4	901008	NUT, NYLON 1/2-20 ZC	2	
5	902000-14	WASHER, FLAT .500X.063 THK	4	

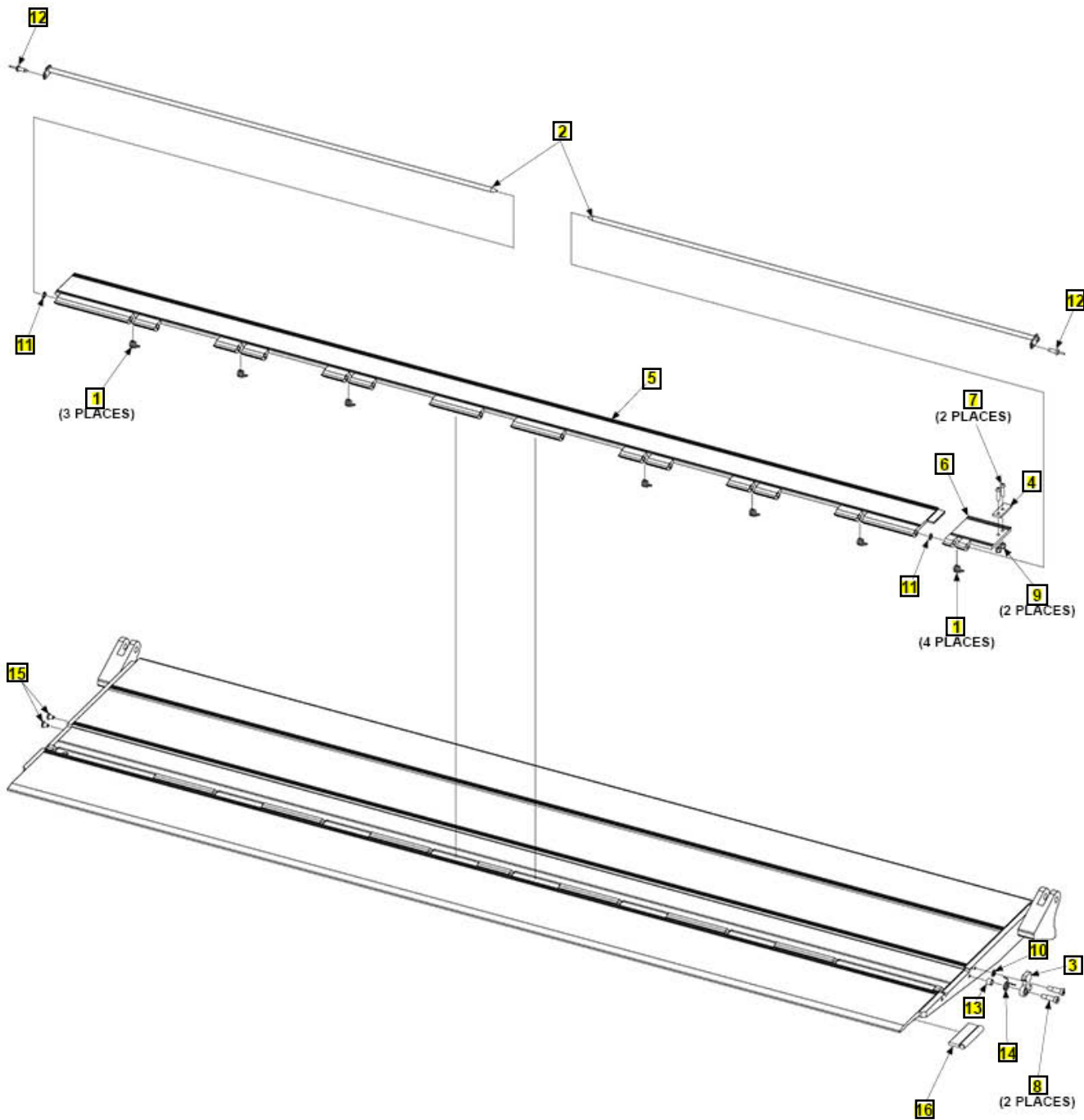
---

FLIPOVER WITH SINGLE CART STOP (FOR STEEL PLATFORM)

COMPLETE ASSEMBLY:

LAST UPDATED  
MAR 2018 to JUN 2021

**FLIPOVER WITH SINGLE CART STOP (FOR STEEL PLATFORM)**



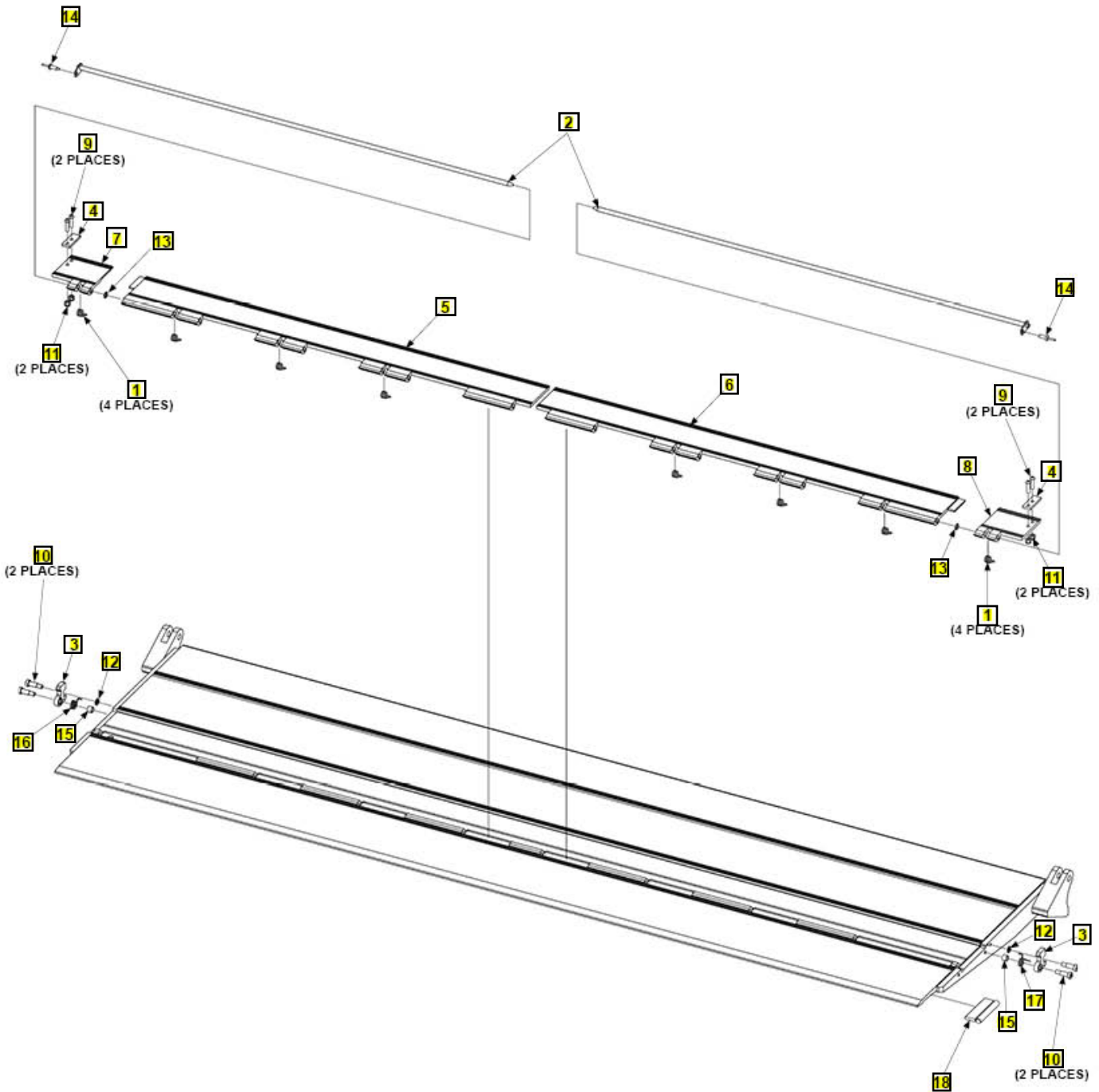
Pos	SKU	Description	Qty	Remark
REF	285518-03	F/O ASSY, AL/ST P/F,SCS,24 LG	1	
REF	285518-04	F/O ASSY, AL/ST P/F,SCS,26 LG	1	
1	282729-01	SPRING, C/S .08 WIRE, 302 SS	7	
2	282738-02	PIN WLDMT, CART STOP	2	
3	282739-01	HOOK, CART STOP LOCKING	1	
4	282748-01	FLAT, C/S LOCK SUPPORT	1	
5	288847-01	SINGLE CART STOP, 81.61, TE-33	1	
6	286099-02	LOCK-HINGE, CART STOP, RH	1	
7	900005-4	SCREW, BUTTON 1/4-20X1 ALLOY	2	
8	900723-05	SCREW,SHLDR.38 X.75 LG,SS	2	
9	901000	NUT, NYLON 1/4-20 ZINC	2	
10	902000-8	WASHER, FLAT .312 .063 THK	1	
11	903402-08	WASHER,FLAT,NYLON,.38ID X.56OD	2	
12	903715-06	RIVET,BL/DM,AL/AL .25X.62-.75	2	
13	905328-01	BEARING, NYL .38IDX.5ODX.38LG	1	
14	282749-02	SPRING,RH HOOK,.078 WIRE,302SS	1	
15	908022-07	PLUG, FLEXIBLE .275X.511	2	
16	265819-01	HANDLE-WELDMENT, AL F/O	1	

### FLIPOVER WITH DUAL CART STOPS (FOR STEEL PLATFORM)

COMPLETE ASSEMBLY:

LAST UPDATED  
MAR 2018 to JUN 2021

#### FLIPOVER WITH DUAL CART STOPS (FOR STEEL PLATFORM)



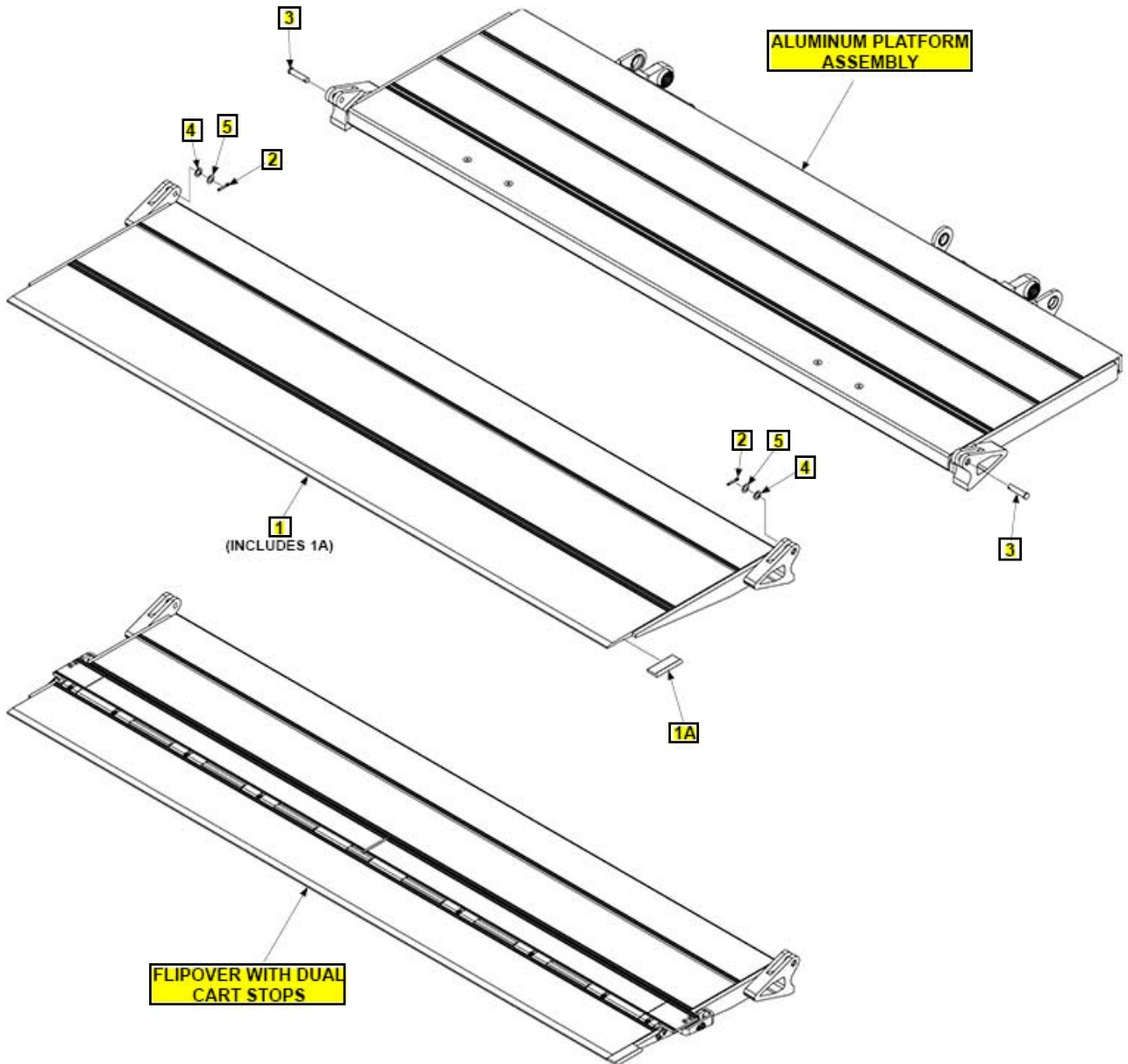
Pos	SKU	Description	Qty	Remark
REF	285518-01	F/O ASSY, AL/ST P/F,DCS,24 LG	1	
REF	285518-02	F/O ASSY, AL/ST P/F,DCS,26 LG	1	
1	282729-01	SPRING, C/S .08 WIRE, 302 SS	8	
2	282738-02	PIN WLDMT, CART STOP	2	
3	282739-01	HOOK, CART STOP LOCKING	2	
4	282748-01	FLAT, C/S LOCK SUPPORT	2	
5	285304-01	DUAL CART STOP, LH, F/O,MAX15T	1	
6	285304-02	DUAL CART STOP, RH, F/O,MAX15T	1	
7	286099-01	LOCK-HINGE, CART STOP, LH	1	
8	286099-02	LOCK-HINGE, CART STOP, RH	1	
9	900005-4	SCREW, BUTTON 1/4-20X1 ALLOY	4	
10	900723-05	SCREW,SHLDR.38 X.75 LG,SS	4	
11	901000	NUT, NYLON 1/4-20 ZINC	4	
12	902000-8	WASHER, FLAT .312 .063 THK	2	
13	903402-08	WASHER,FLAT,NYLON,.38ID X.56OD	2	
14	903715-06	RIVET,BL/DM,AL/AL .25X.62-.75	2	
15	905328-01	BEARING, NYL .38IDX.5ODX.38LG	2	
16	282749-01	SPRING,LH HOOK,.078 WIRE,302SS	1	
17	282749-02	SPRING,RH HOOK,.078 WIRE,302SS	1	
18	265819-01	HANDLE-WELDMENT, AL F/O	1	

### ALUMINUM PLATFORM AND FLIPOVER ASSEMBLY

COMPLETE ASSEMBLY:

**ALUMINUM PLATFORM AND FLIPOVER ASSEMBLY**

LAST UPDATED  
JUL 2021 to present



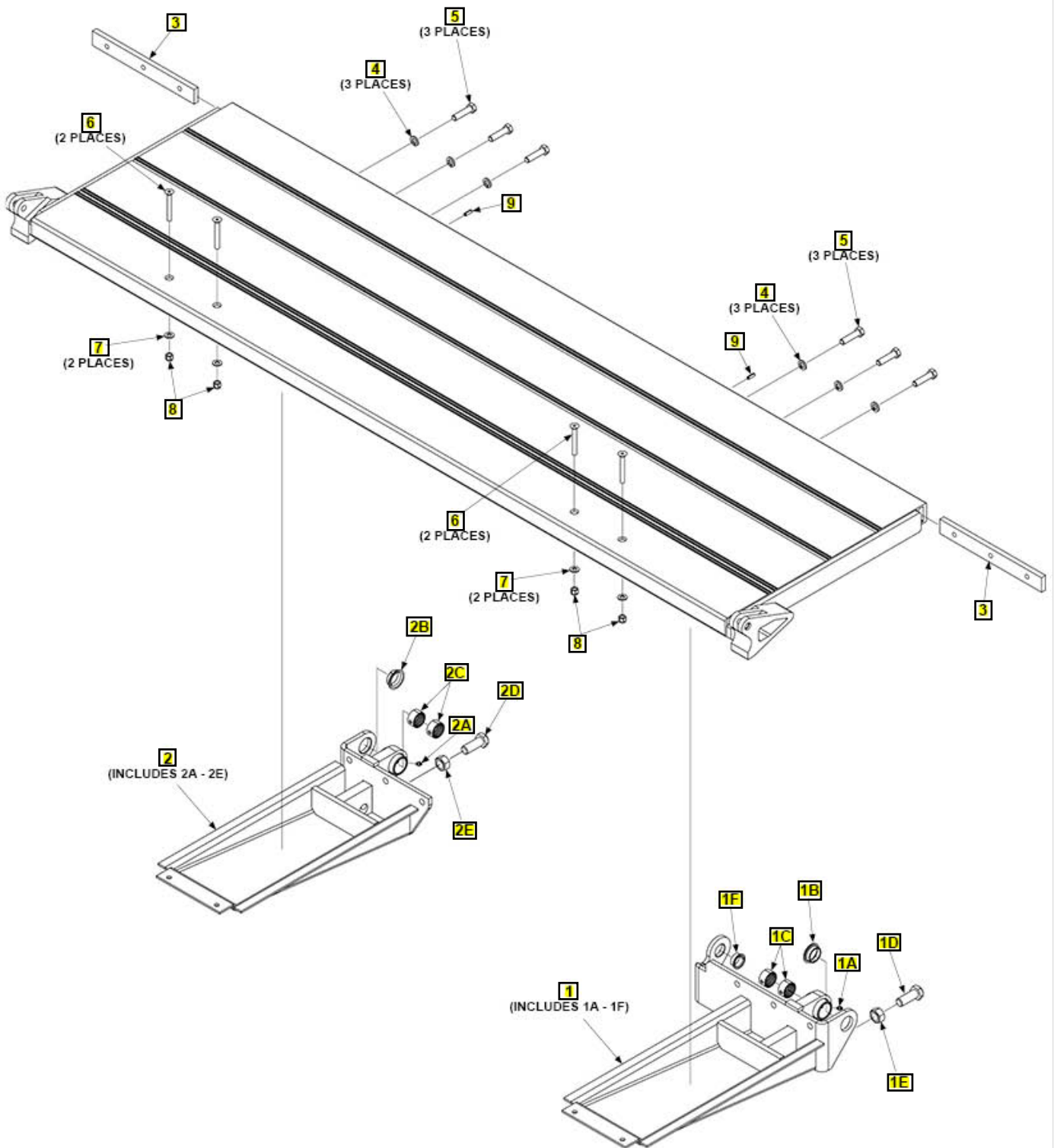
Pos	SKU	Description	Qty	Remark
REF	283900-05MG	P/F & F/O ASSY, AL 48X84, NCS, MAXGRIP	1	
REF	283900-06MG	P/F & F/O ASSY, AL 52X84, NCS, MAXGRIP	1	
REF	283900-25MG	P/F & F/O ASSY, AL 48X84, DCS, MAXGRIP	1	
REF	283900-26MG	P/F & F/O ASSY, AL 52X84, DCS, MAXGRIP	1	
1	283880-11MG	F/O WLDMT, AL 24X84, NCS, MAXGRIP	1	
1	283880-12MG	F/O WLDMT, AL 26X84, NCS, MAXGRIP	1	
1A	311367-10	EXTRUSION, HANDLE, AL F/O	1	
2	904741-01	PIN, COTTER .19DIA X 1IN SS	2	
3	904740-03	CLEVIS PIN .5DIA X 2.25LG, GR 8, ZINC	2	
4	902000-14	WASHER, FLAT .500X.063 THK	2	
5	902000-13	WASHER, FLAT .500 .032 THK	2	

### PLATFORM ASSEMBLY (ALUMINUM)

COMPLETE ASSEMBLY:

**PLATFORM ASSEMBLY (ALUMINUM)**

LAST UPDATED  
JUL 2021 to present



Pos	SKU	Description	Qty	Remark
REF	283804-11MG	P/F ASSY, AL 24X84, MAXGRIP	1	
REF	283804-12MG	P/F ASSY, AL 26X84, MAXGRIP	1	
1	298715-01G	SUPPORT ASSY,RH,G	1	
1	298715-03G	SUPPORT ASSY,RH,SHORT,G	1	
1A	224342	FITTING, GREASE 1/4"SELF DRILL	1	
1B	908007-02	BEARING, FLNGD 1.25 SHFT,.5 LG	1	
1C	908177-01	BEARING,PRE LUBRICATING 1.25ID X .75 LG	2	
1D	298717-01	SPECIAL SCREW .75-10UNCX2.0 LG	1	
1E	030336	NUT 3/4-10NC	1	
1F	908002-03	BEARING,SELF LUB.1ID X.5 LG	1	
2	298715-06G	SUPPORT ASSY, LONG, SNGL FLNG, LH, G	1	
2	298715-08G	SUPPORT ASSY, SHORT, SNGL FLNG, LH, G	1	
2A	224342	FITTING, GREASE 1/4"SELF DRILL	1	
2B	908007-02	BEARING, FLNGD 1.25 SHFT,.5 LG	1	
2C	908177-01	BEARING,PRE LUBRICATING 1.25ID X .75 LG	2	
2D	298717-01	SPECIAL SCREW .75-10UNCX2.0 LG	1	
2E	030336	NUT 3/4-10NC	1	
3	284293-01	BLOCK, BACK EXTRUSION	2	
4	902011-6	WASHER, LOCK 1/2X1/8 ZC	6	
5	900035-5	SCREW,CAP HXHD.5-13UNC-2A 2.00	6	
6	900040-11	SCREW, FL HD SOC 3/8-16X3	4	
7	902013-11	WASHER, FLAT 3/8" ZC	4	
8	901002	NUT, NYLON 3/8-16 ZINC	4	
9	905033-3	ROLL PIN .250 O.D.X0.75"LG	2	

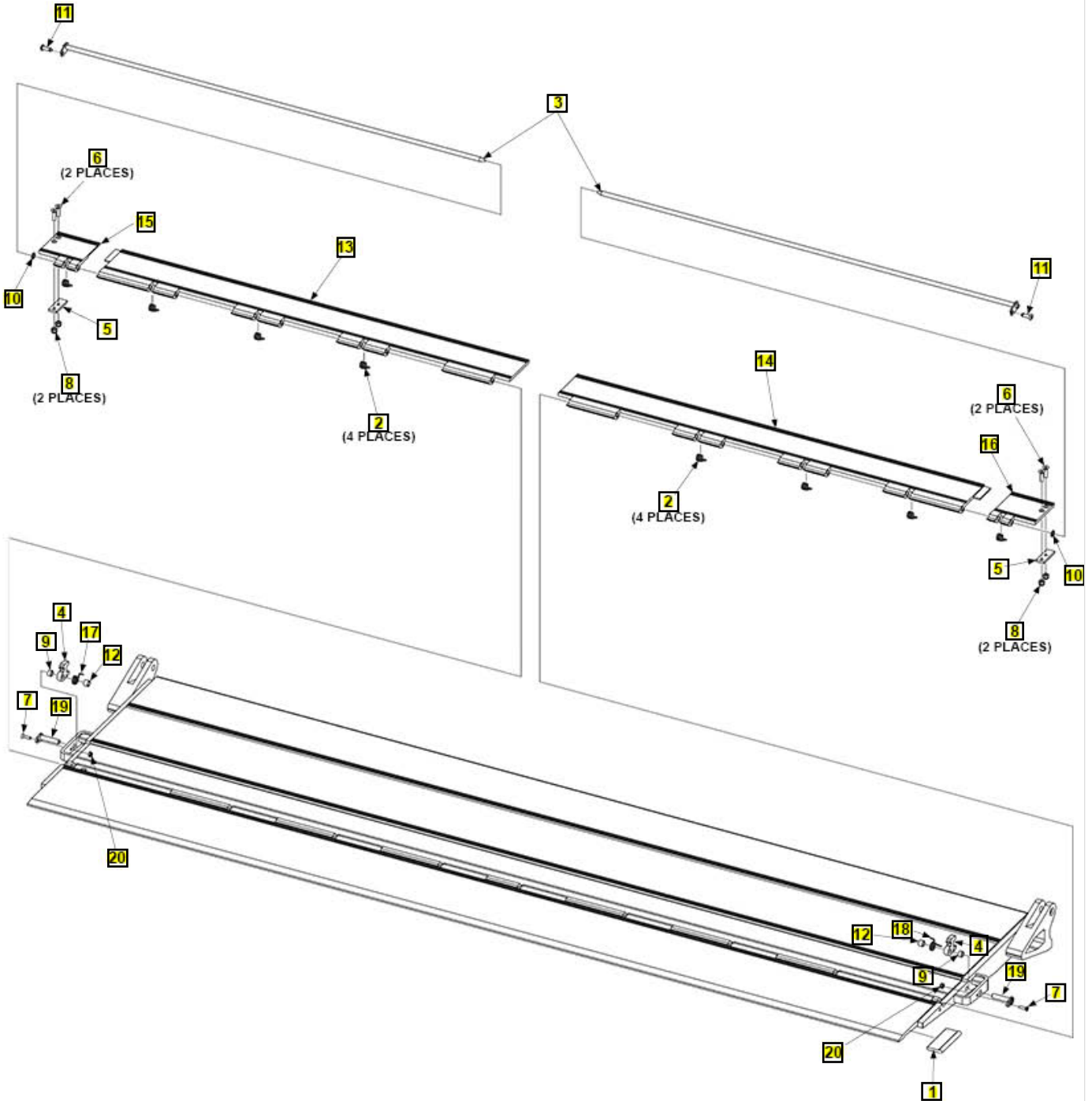


### FLIPOVER WITH DUAL CART STOPS (FOR ALUMINUM PLATFORM)

COMPLETE ASSEMBLY:

LAST UPDATED  
JUL 2021 to present

#### FLIPOVER WITH DUAL CART STOPS (FOR ALUMINUM PLATFORM)



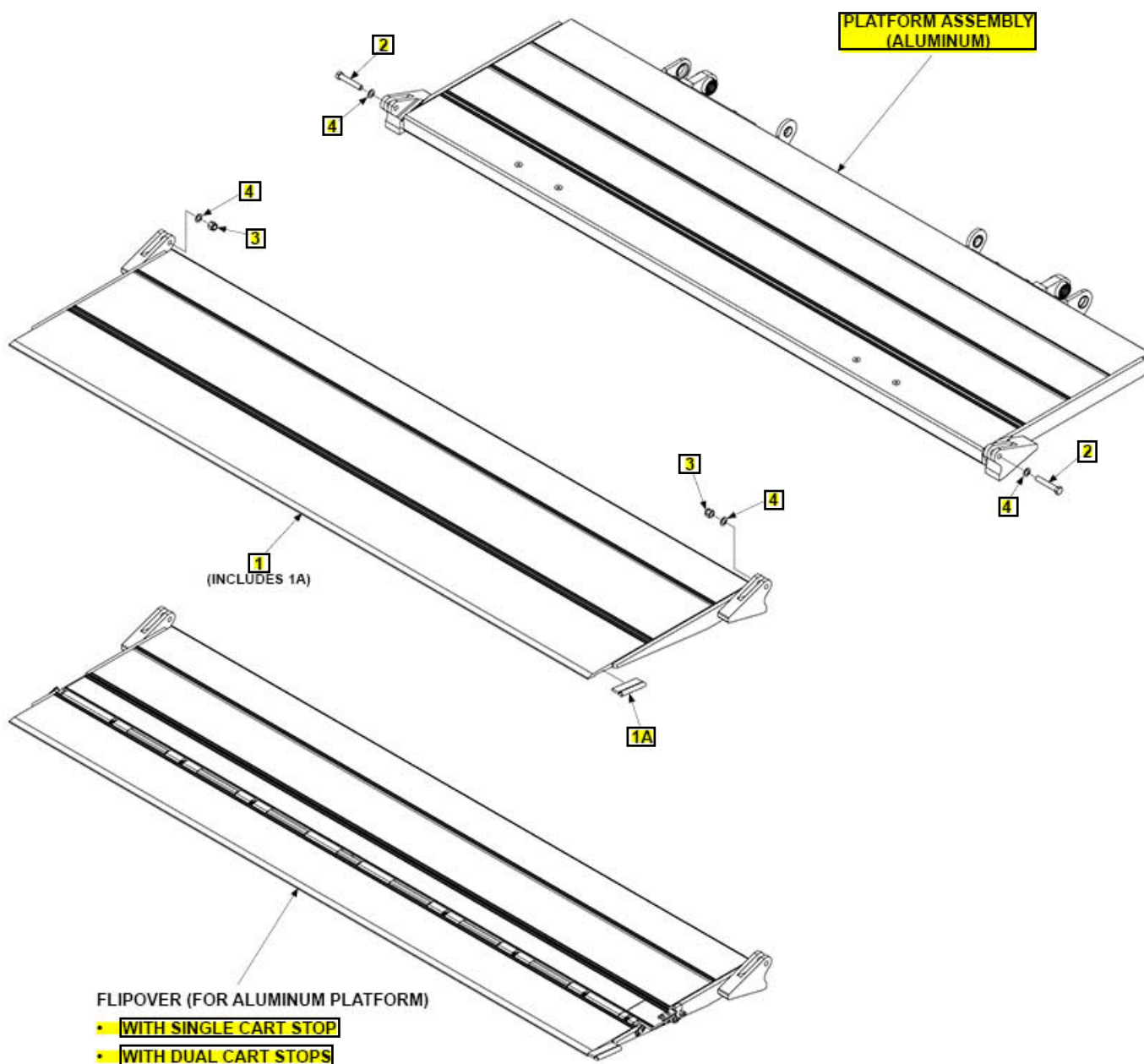
Pos	SKU	Description	Qty	Remark
REF	283820-13MG	F/O ASSY, AL, DCS,24X84, MAXGRIP	1	
REF	283820-14MG	F/O ASSY, AL, DCS,26X84, MAXGRIP	1	
1	311367-10	EXTRUSION, HANDLE, AL F/O	1	
2	282729-01	SPRING, C/S .08 WIRE, 302 SS	8	
3	282738-03	PIN WLDMT, CART STOP	2	
4	210751-01	HOOK, CART STOP LOCKING	2	
5	282748-01	FLAT, C/S LOCK SUPPORT	2	
6	900711-05	SCREW, SOC FL .25-20X1 SS	4	
7	900028-3	SCREW, 10-24X3/4 PH FL ZC	2	
8	901000	NUT, NYLON 1/4-20 ZINC	4	
9	210873-01	SPACER, NYLON	2	
10	903402-08	WASHER,FLAT,NYLON,.38ID X.56OD	2	
11	903715-06	RIVET,BL/DM,AL/AL .25X.62-.75	2	
12	905328-01	BEARING, NYL .38IDX.5ODX.38LG	2	
13	286055-12	DUAL CART STOP, LH, 84" F/O	1	
14	286055-13	DUAL CART STOP, RH, 84IN F/O	1	
15	286099-01	LOCK-HINGE, CART STOP, LH	1	
16	286099-02	LOCK-HINGE, CART STOP, RH	1	
17	282749-01	SPRING,LH HOOK,.078 WIRE,302SS	1	
18	282749-02	SPRING,RH HOOK,.078 WIRE,302SS	1	
19	210818-01	PIN WLDMT	2	
20	901003	NUT, NYLON 10-24 2B ZC	2	

ALUMINUM PLATFORM AND FLIPOVER ASSEMBLY

COMPLETE ASSEMBLY:

LAST UPDATED  
MAR 2018 to JUN 2021

**ALUMINUM PLATFORM AND FLIPOVER ASSEMBLY**



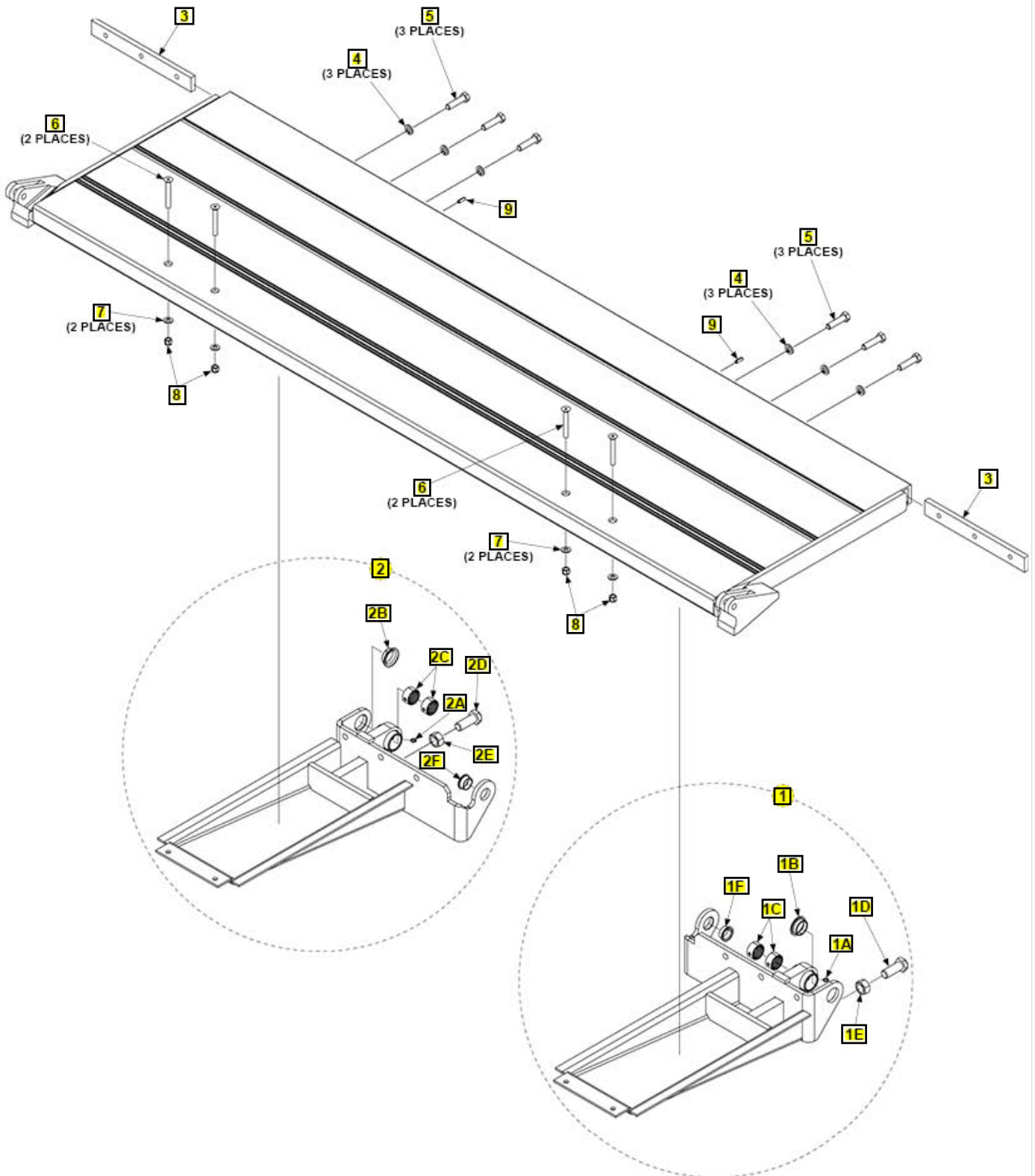
Pos	SKU	Description	Qty	Remark
REF	269522-01G-300	P/F & F/O ASSY,AL,48X84LG,NCS,TEWR-33 & TE-33,G		
REF	269522-02G-300	P/F & F/O ASSY,AL,52X84LG,NCS,TEWR-33 & TE-33,G		
REF	269522-03G-300	P/F & F/O ASSY,AL,48X84LG,DCS,TEWR-33 & TE-33,G		
REF	269522-04G-300	P/F & F/O ASSY,AL,52X84LG,DCS,TEWR-33 & TE-33,G		
REF	269522-11G-300	P/F & F/O ASSY,AL,48X84LG,SCS,TEWR-33 & TE-33,G		
REF	269522-12G-300	P/F & F/O ASSY,AL,52X84LG,SCS,TEWR-33 & TE-33,G		
1	285527-01-100	FO/ WLDMT, AL WEDGE 24X 84.63, LG	1	
1	285527-02-100	FO/ WLDMT, AL WEDGE 26X 84.63, LG	1	
1A	265819-01	HANDLE-WELDMENT, AL F/O	1	
2	900033-9	SCREW, CAP.5-20X3 GR8 ZC	2	
3	901008	NUT, NYLON 1/2-20 ZC	2	
4	902000-14	WASHER, FLAT .500X.063 THK	4	

### PLATFORM ASSEMBLY (ALUMINUM)

COMPLETE ASSEMBLY:

**PLATFORM ASSEMBLY (ALUMINUM)**

LAST UPDATED  
MAR 2018 to JUN 2021



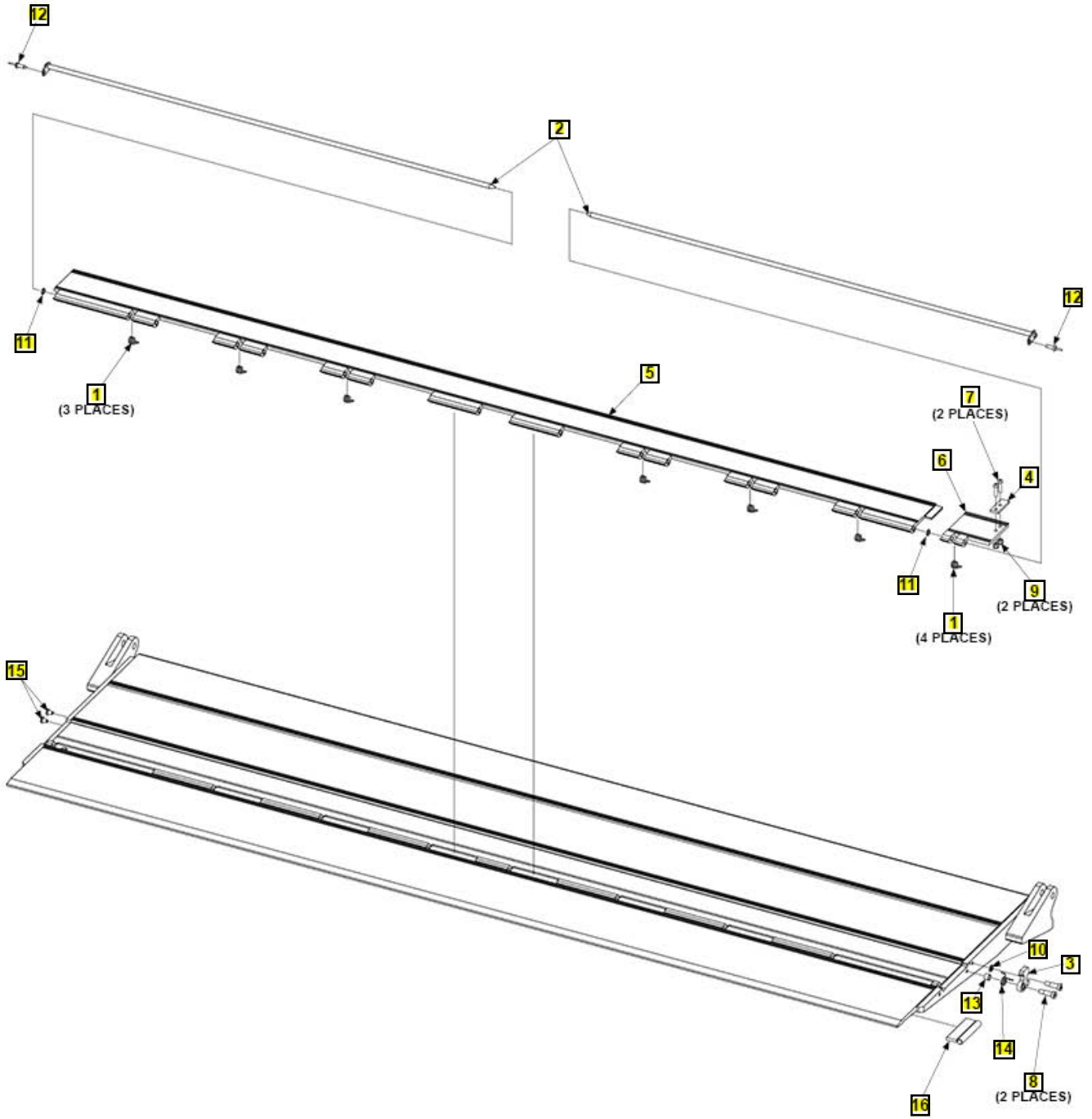
Pos	SKU	Description	Qty	Remark
REF	298705-03G	P/F ASSY, AL, 24X84 LG,TEWR-33,G	1	
REF	298705-04G	P/F ASSY, AL, 26X84 LG,TEWR-33,G	1	
1	298715-03G	SUPPORT ASSY,RH,SHORT,G	1	
1A	224342	FITTING, GREASE 1/4"SELF DRILL	1	
1B	908007-02	BEARING, FLNGD 1.25 SHFT,.5 LG	1	
1C	908177-01	BEARING,PRE LUBRICATING 1.25ID X .75 LG	2	
1D	298717-01	SPECIAL SCREW .75-10UNCX2.0 LG	1	
1E	030336	NUT 3/4-10NC	1	
1F	908002-03	BEARING,SELF LUB.1ID X.5 LG	1	
2	298715-04G	SUPPORT ASSY,LH,SHORT,G	1	
2A	224342	FITTING, GREASE 1/4"SELF DRILL	1	
2B	908007-02	BEARING, FLNGD 1.25 SHFT,.5 LG	1	
2C	908177-01	BEARING,PRE LUBRICATING 1.25ID X .75 LG	2	
2D	298717-01	SPECIAL SCREW .75-10UNCX2.0 LG	1	
2E	030336	NUT 3/4-10NC	1	
2F	908002-03	BEARING,SELF LUB.1ID X.5 LG	1	
3	284293-01	BLOCK, BACK EXTRUSION	2	
4	902011-6	WASHER, LOCK 1/2X1/8 ZC	6	
5	900035-5	SCREW,CAP HXHD.5-13UNC-2A 2.00	6	
6	900040-11	SCREW, FL HD SOC 3/8-16X3	4	
7	902013-11	WASHER, FLAT 3/8" ZC	4	
8	901002	NUT, NYLON 3/8-16 ZINC	4	
9	905033-3	ROLL PIN .250 O.D.X0.75"LG	2	

FLIPOVER WITH SINGLE CART STOP (FOR ALUMINUM PLATFORM)

COMPLETE ASSEMBLY:

LAST UPDATED  
MAR 2018 to JUN 2021

**FLIPOVER WITH SINGLE CART STOP (FOR ALUMINUM PLATFORM)**



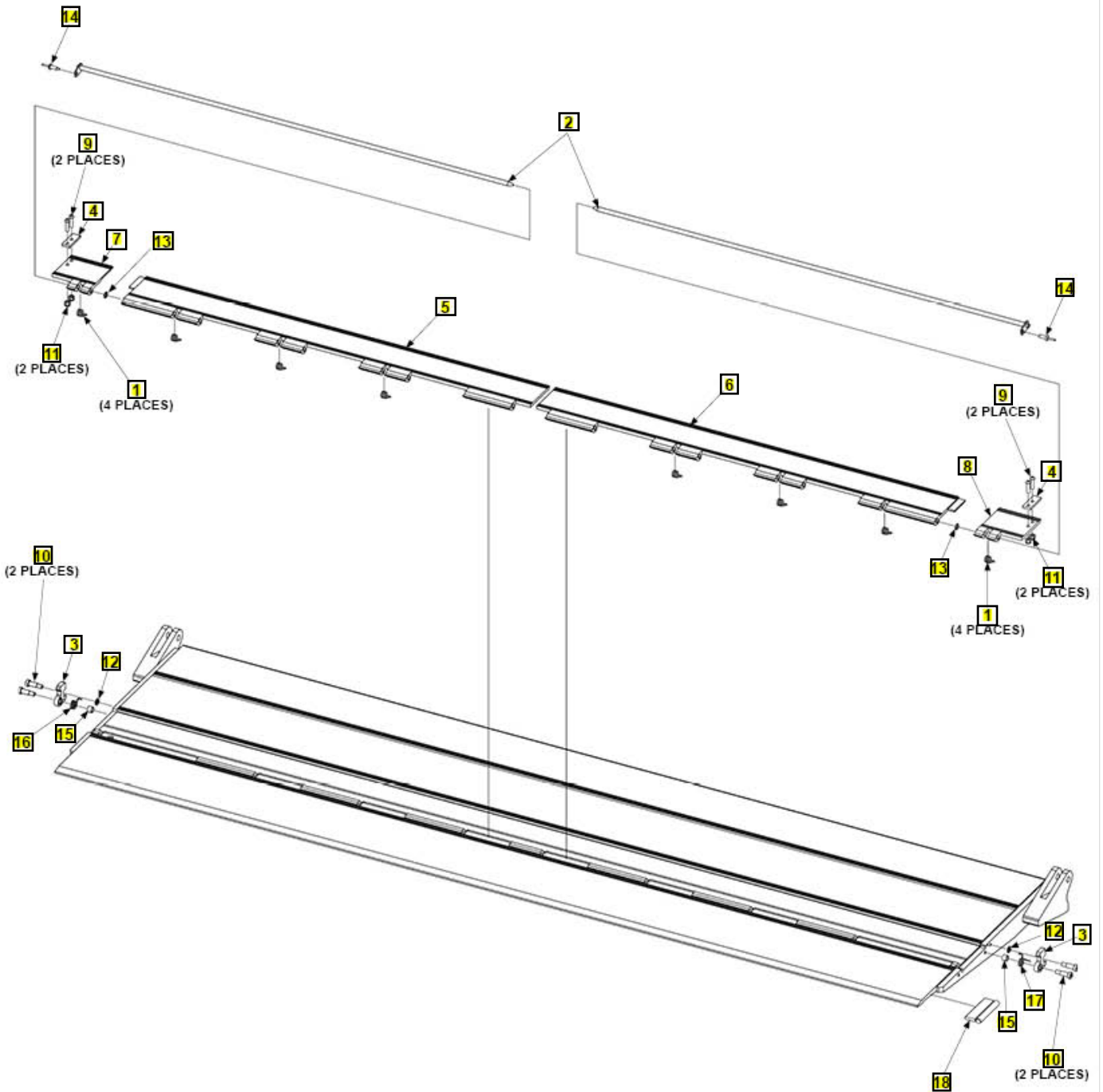
Pos	SKU	Description	Qty	Remark
REF	285518-03-100	F/O ASSY, AL/AL P/F,SCS,24 LG	1	
REF	285518-04-100	F/O ASSY, AL/AL P/F,SCS,26 LG	1	
1	282729-01	SPRING, C/S .08 WIRE, 302 SS	7	
2	282738-02	PIN WLDMT, CART STOP	2	
3	282739-01	HOOK, CART STOP LOCKING	1	
4	282748-01	FLAT, C/S LOCK SUPPORT	1	
5	288847-01	SINGLE CART STOP, 81.61, TE-33	1	
6	286099-02	LOCK-HINGE, CART STOP, RH	1	
7	900005-4	SCREW, BUTTON 1/4-20X1 ALLOY	2	
8	900723-05	SCREW,SHLDR.38 X.75 LG,SS	2	
9	901000	NUT, NYLON 1/4-20 ZINC	2	
10	902000-8	WASHER, FLAT .312 .063 THK	1	
11	903402-08	WASHER,FLAT,NYLON,.38ID X.56OD	2	
12	903715-06	RIVET,BL/DM,AL/AL .25X.62-.75	2	
13	905328-01	BEARING, NYL .38IDX.5ODX.38LG	1	
14	282749-02	SPRING,RH HOOK,.078 WIRE,302SS	1	
15	908022-07	PLUG, FLEXIBLE .275X.511	2	
16	265819-01	HANDLE-WELDMENT, AL F/O	1	

FLIPOVER WITH DUAL CART STOPS (FOR ALUMINUM PLATFORM)

COMPLETE ASSEMBLY:

LAST UPDATED  
MAR 2018 to JUN 2021

**FLIPOVER WITH DUAL CART STOPS (FOR ALUMINUM PLATFORM)**



Pos	SKU	Description	Qty	Remark
REF	285518-01-100	F/O ASSY, AL/AL P/F, DCS, 24 LG	1	
REF	285518-02-100	F/O ASSY, AL/AL P/F, DCS, 26 LG	1	
1	282729-01	SPRING, C/S .08 WIRE, 302 SS	8	
2	282738-02	PIN WLDMT, CART STOP	2	
3	282739-01	HOOK, CART STOP LOCKING	2	
4	282748-01	FLAT, C/S LOCK SUPPORT	2	
5	285304-01	DUAL CART STOP, LH, F/O,MAX15T	1	
6	285304-02	DUAL CART STOP, RH, F/O,MAX15T	1	
7	286099-01	LOCK-HINGE, CART STOP, LH	1	
8	286099-02	LOCK-HINGE, CART STOP, RH	1	
9	900005-4	SCREW, BUTTON 1/4-20X1 ALLOY	4	
10	900723-05	SCREW,SHLDR.38 X.75 LG,SS	4	
11	901000	NUT, NYLON 1/4-20 ZINC	4	
12	902000-8	WASHER, FLAT .312 .063 THK	2	
13	903402-08	WASHER,FLAT,NYLON,.38ID X.56OD	2	
14	903715-06	RIVET,BL/DM,AL/AL .25X.62-.75	2	
15	905328-01	BEARING, NYL .38IDX.5ODX.38LG	2	
16	282749-01	SPRING,LH HOOK,.078 WIRE,302SS	1	
17	282749-02	SPRING,RH HOOK,.078 WIRE,302SS	1	
18	265819-01	HANDLE-WELDMENT, AL F/O	1	

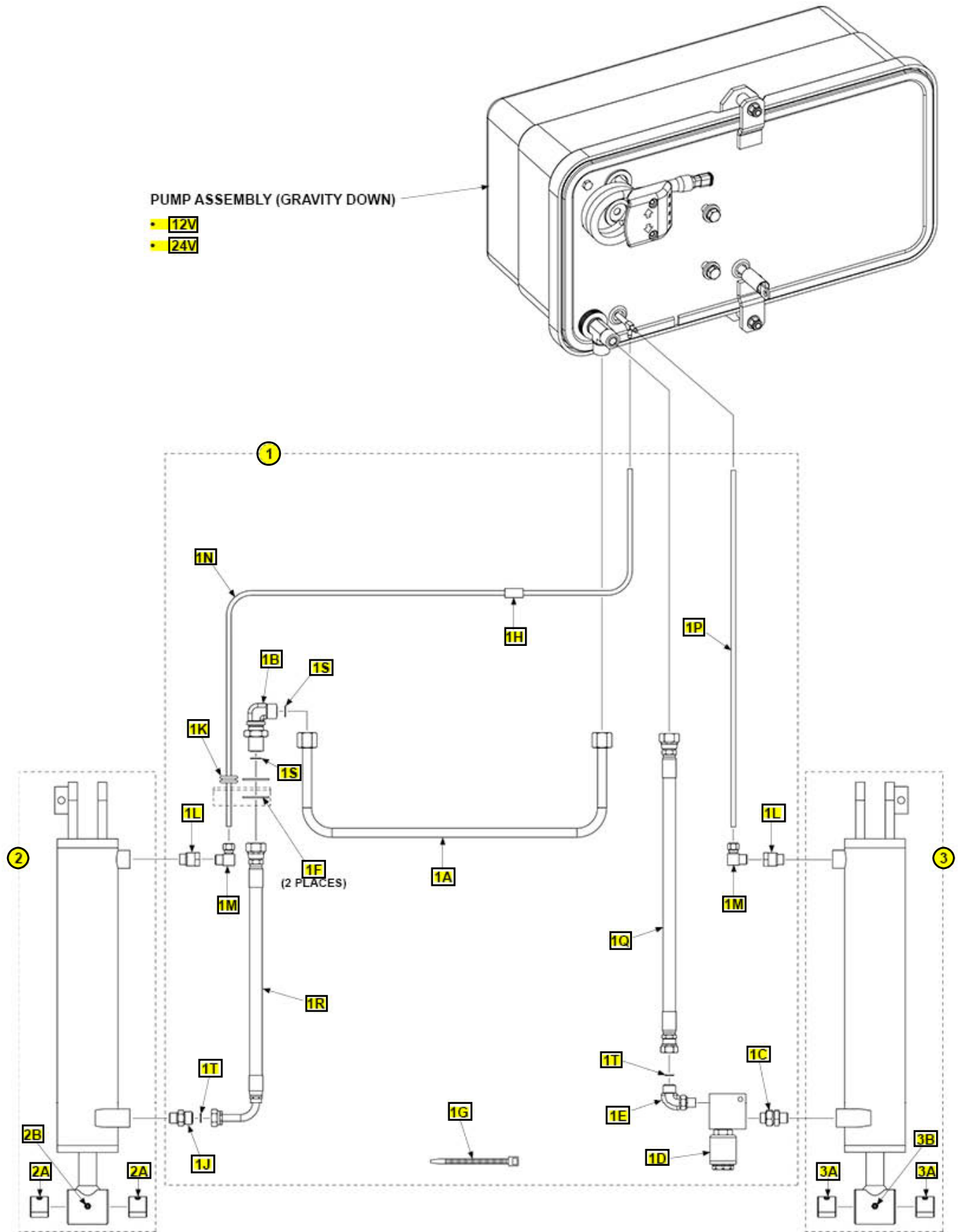
HYDRAULIC SYSTEMS - GRAVITY DOWN

LAST UPDATED  
MAR 2018 to present

NOTE: Replacement face seal fittings come with required O-rings.

PUMP ASSEMBLY (GRAVITY DOWN)

- 12V
- 24V



Pos	SKU	Description	Qty	Remark
1	298225-01	KIT, HYDRAULIC, GD, 12V, TE-33	1	
1	298225-03	KIT, HYDRAULIC, GD, 24V, TE-33	1	
1A	285656-01	F/S TUBE ASSY,TE-33	1	
1B	906858-01	ELBOW BULKHEAD UNION F/S #8	1	
1C	906786-01	UNION STR SAE#6M- M,O-RING,ADJ	1	
1D	282999-01	LOCK VALVE ASSY, 12V	1	
1D	282999-02	LOCK VALVE ASSY, 24V	1	
1E	906707-01	ELBOW, NPSC,SAE #6 F/S O-R M-M	1	
1F	902028-14	WASHER FLAT 1.437 OD X .884 ID	2	
1G	905322-01	TIE,PLASTIC 8" (120LB) BLACK	3	
1H	905350-10	TUBING,RUBBER .25IDX.5ODX1.0LG	1	
1J	905173	CONNECTOR F/S#6&O-R#6, M-M	1	
1K	281068-01	GROMMET, MODIFIED	1	
1L	228012	ADAPTER 9/16-18M-1/4F ST	2	
1M	905142-04	BRASS FIT M ELBOW1/4TBX1/4NPT	2	
1N	905362-13	TUBING POLYUR .25X66 LG	1	
1P	905362-16	TUBING POLYUR .25X11.75 LG	1	
1Q	299062-01	H/ASSY, 3/8HP, ORFS 6-8 FEM, 25IN LG	1	
1R	299063-01	H/ASSY, 3/8HP, ORFS 6-8 FEM, 25.6 LG	1	
1S	906712-03	O-RING #8, 1/2 ORFS TUBE END	2	
1T	906712-02	O-RING #6, 3/8 ORFS TUBE END	2	
2	284947-01	HYD CYL D/ACT 2.75BX12STX1RD,L	1	

---

Pos	SKU	Description	Qty	Remark
2A	908178-02	BEARING,PRE LUBRICATING 1.00ID X 1.0 LG	2	
2B	224342	FITTING, GREASE 1/4"SELF DRILL	1	
3	284947-02	HYD CYL D/ACT 2.75BX12STX1RD,R	1	
3A	908178-02	BEARING,PRE LUBRICATING 1.00ID X 1.0 LG	2	
3B	224342	FITTING, GREASE 1/4"SELF DRILL	1	

---



Pos	SKU	Description	Qty	Remark
1	298225-02	KIT, HYDRAULIC, PD, 12V, TE-33	1	
1	298225-04	KIT, HYDRAULIC, PD, 24V, TE-33	1	
1A	285656-01	F/S TUBE ASSY,TE-33	1	
1B	906858-01	ELBOW BULKHEAD UNION F/S #8	1	
1C	906786-01	UNION STR SAE#6M- M,O-RING,ADJ	1	
1D	282999-01	LOCK VALVE ASSY, 12V	1	
1D	282999-02	LOCK VALVE ASSY, 24V	1	
1E	906707-01	ELBOW, NPSC,SAE #6 F/S O-R M-M	1	
1F	902028-14	WASHER FLAT 1.437 OD X .884 ID	2	
1G	905322-01	TIE,PLASTIC 8" (120LB) BLACK	3	
1H	905353-10	TUBING,RUBBER .38IDX.5ODX1	1	
1J	905173	CONNECTOR F/S#6&O-R#6, M-M	3	
1K	285655-01	F/S TUBE ASSY,TE-33	1	
1L	905162	ELBOW BULKHEAD UNION F/S #6	1	
1M	902028-12	WASHER,FLAT 1.250 OD X .757 ID	2	
1N	299062-01	H/ASSY, 3/8HP, ORFS 6-8 FEM, 25IN LG	1	
1P	299063-01	H/ASSY, 3/8HP, ORFS 6-8 FEM, 25.6 LG	1	
1Q	299064-01	H/A .38HP SAE#6, F-F, 29IN LG	2	
1R	906712-03	O-RING #8, 1/2 ORFS TUBE END	2	
1S	906712-02	O-RING #6, 3/8 ORFS TUBE END	6	
2	284947-01	HYD CYL D/ACT 2.75BX12STX1RD,L	1	

---

Pos	SKU	Description	Qty	Remark
2A	908178-02	BEARING,PRE LUBRICATING 1.00ID X 1.0 LG	2	
2B	224342	FITTING, GREASE 1/4"SELF DRILL	1	
3	284947-02	HYD CYL D/ACT 2.75BX12STX1RD,R	1	
3A	908178-02	BEARING,PRE LUBRICATING 1.00ID X 1.0 LG	2	
3B	224342	FITTING, GREASE 1/4"SELF DRILL	1	

---

# TE-33

## ELECTRICAL SYSTEMS

### GRAVITY DOWN

Pump Assembly 12V (Mar 2018 - present)

Pump Assembly 24V (Mar 2018 - present)

### POWER DOWN

Pump Assembly 12V (Mar 2018 - present)

Pump Assembly 24V (Jul 2025 - present)

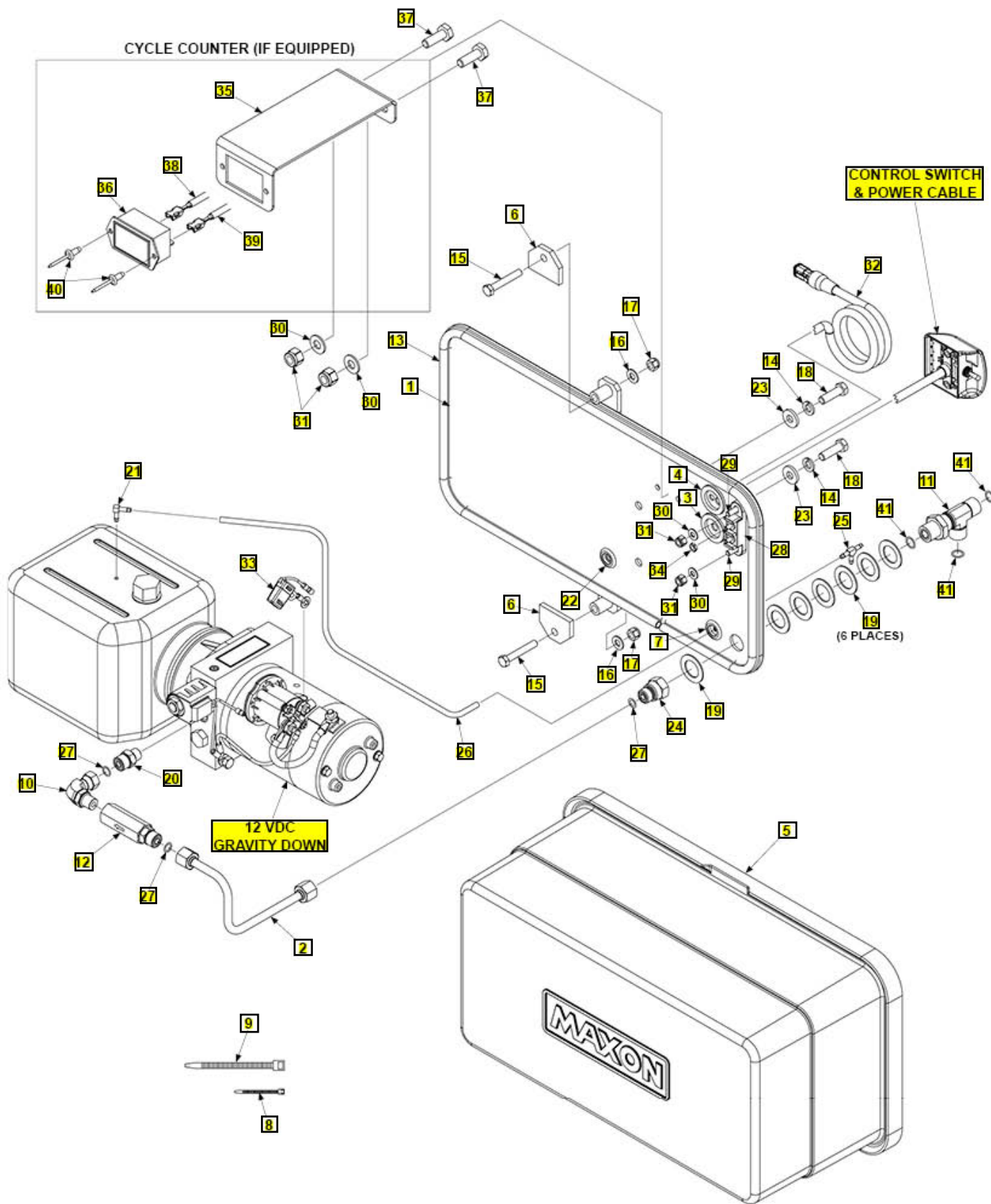
Pos	SKU	Description	Qty	Remark
-----	-----	-------------	-----	--------

PUMP ASSEMBLY 12V (GRAVITY DOWN)

COMPLETE ASSEMBLY:

**PUMP ASSEMBLY 12V (GRAVITY DOWN)**

LAST UPDATED  
MAR 2018 to present



Pos	SKU	Description	Qty	Remark
REF	297317-05G	PUMP ASSY, G/D, TE-33, G	1	
REF	297317-06G	PUMP ASSY, G/D, TE-33, CC, G	1	
1	297311-03G	PLATE WLDMT, PUMP MOUNT,CC,G/D,G	1	
2	269449-01	TUBE ASSY,TE-33,GD PUMP	1	
3	266428-04	GROMMET, 1.0 DIAPH .38 HOLE	1	
4	266428-12	GROM 1 DIA PH .374/.31 HOLES	1	
5	281038-02	COVER HORIZONTAL PUMP	1	
6	281062-02	FLAT, HOLDER,1.56 LG	2	
7	281068-01	GROMMET, MODIFIED	1	
8	208153	TIE, PLASTIC 4" (18 LB)	3	
9	205780	TIE, PLASTIC 7" (50 LB)	2	
10	906708-01	ELBOW, NPSC,SAE #6 O-R M-F SW	1	
11	906896-01	TEE, BULKHEAD RUN, ORFS SAE #8	1	
12	288518-03	VALVE,3GPM,SAE#6 M/F,PRESSURE COMP	1	
13	093203-10	NEOPRENE BULB,TRIM SEAL59.5"LG	1	
14	902011-4	WASHER, LOCK 3/8X.094 ZC	2	
15	900009-8	SCREW, CAP 5/16-18X2 GR8 ZC	2	
16	902013-10	WASHER, FLAT 5/16" SAE, ZC	2	
17	901001	NUT, NYLON 5/16-18 ZINC	2	
18	900014-5	SCREW,HEX CAP.38-16X1.25,G8,ZC	2	
19	902028-14	WASHER FLAT 1.437 OD X .884 ID	7	
20	905173	CONNECTOR F/S#6&O-R#6, M-M	1	
21	906767-01	UNION ELBOW,.25 TUBE O.D.	1	
22	281068-03	GROMMET,MODIFIED,.4 HOLE	1	

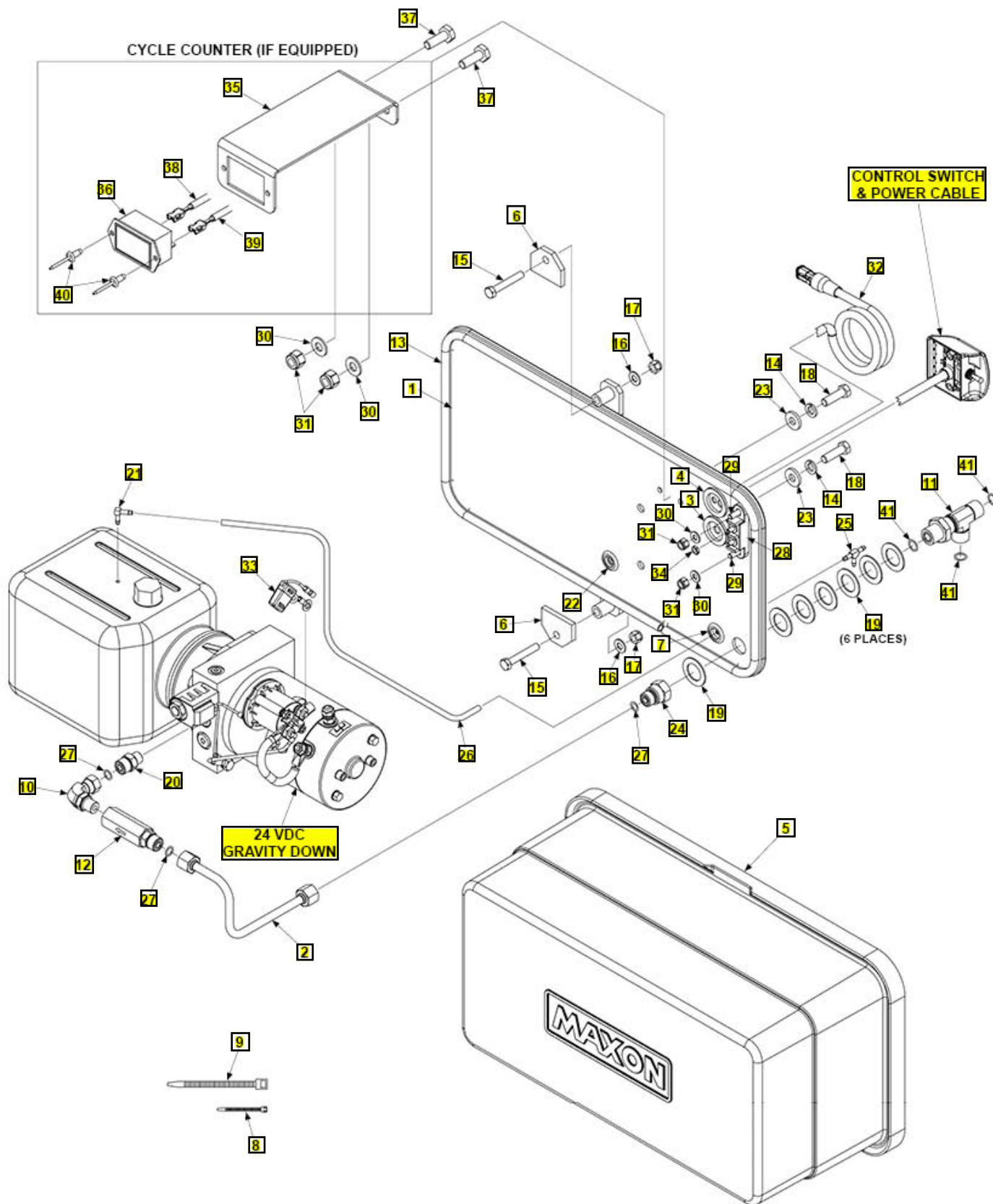
Pos	SKU	Description	Qty	Remark
23	902001-1	WASHER, FLAT.375 I.D. .125 THK	2	
24	906897-01	TUBE END REDUCER, ORFS 8-6	1	
25	906749-01	UNION TEE, .25 TUBE O.D.	1	
26	905362-15	TUBING POLYUR, .25 X 21.8 LG	1	
27	906712-02	O-RING #6, 3/8 ORFS TUBE END	3	
28	907279-01	JUNCTION BLOCK, TWO STUD	1	
29	900000-4	BOLT, HX 1/4-20X1 GR8 ZC	2	
30	903412-01	WASHER, FLAT .25, SS	4	
31	903137-01	NUT, NYL INSRT STOP .25-20 SS	4	
32	282625-13	CABLE ASSY, LOCK VALVE, 16/2X56	1	
33	297046-01	FUSE HOLDER ASSY	1	
34	903107-06	NUT, HEX 10-24 UNC SS	1	
35	297358-01	BRACKET, DIGITAL C/COUNT	1	
36	297269-01	DIGITAL CYCLE COUNTER	1	
37	900004-2	SCREW, CAP 1/4-20X3/4 GR8 ZC	2	
38	297274-02	WIRE ASSY, POS LOCK, RING TERM, RED	1	
39	297274-01	WIRE ASSY, POS LOCK, RING TERM, BLK	1	
40	903721-02	RIVET, BL/DM, SS .16X.13-.19	2	
41	906712-03	O-RING #8, 1/2 ORFS TUBE END	3	

PUMP ASSEMBLY 24V (GRAVITY DOWN)

COMPLETE ASSEMBLY:

**PUMP ASSEMBLY 24V (GRAVITY DOWN)**

LAST UPDATED  
MAR 2018 to present



Pos	SKU	Description	Qty	Remark
REF	297317-07G	PUMP ASSY, G/D, 24V, TE-33, G	1	
REF	297317-08G	PUMP ASSY, G/D, 24V, TE-33, CC, G	1	
1	297311-03G	PLATE WLDMT, PUMP MOUNT,CC,G/D,G	1	
2	269449-01	TUBE ASSY,TE-33,GD PUMP	1	
3	266428-04	GROMMET, 1.0 DIAPH .38 HOLE	1	
4	266428-12	GROM 1 DIA PH .374/.31 HOLES	1	
5	281038-02	COVER HORIZONTAL PUMP	1	
6	281062-02	FLAT, HOLDER,1.56 LG	2	
7	281068-01	GROMMET, MODIFIED	1	
8	208153	TIE, PLASTIC 4" (18 LB)	3	
9	205780	TIE, PLASTIC 7" (50 LB)	1	
10	906708-01	ELBOW, NPSC,SAE #6 O-R M-F SW	1	
11	906896-01	TEE, BULKHEAD RUN, ORFS SAE #8	1	
12	288518-03	VALVE,3GPM,SAE#6 M/F,PRESSURE COMP	1	
13	093203-10	NEOPRENE BULB,TRIM SEAL59.5"LG	1	
14	902011-4	WASHER, LOCK 3/8X.094 ZC	2	
15	900009-8	SCREW, CAP 5/16-18X2 GR8 ZC	2	
16	902013-10	WASHER, FLAT 5/16" SAE, ZC	2	
17	901001	NUT, NYLON 5/16-18 ZINC	2	
18	900014-5	SCREW,HEX CAP.38-16X1.25,G8,ZC	2	
19	902028-14	WASHER FLAT 1.437 OD X .884 ID	7	
20	905173	CONNECTOR F/S#6&O-R#6, M-M	1	
21	906767-01	UNION ELBOW,.25 TUBE O.D.	1	
22	281068-03	GROMMET,MODIFIED,.4 HOLE	1	

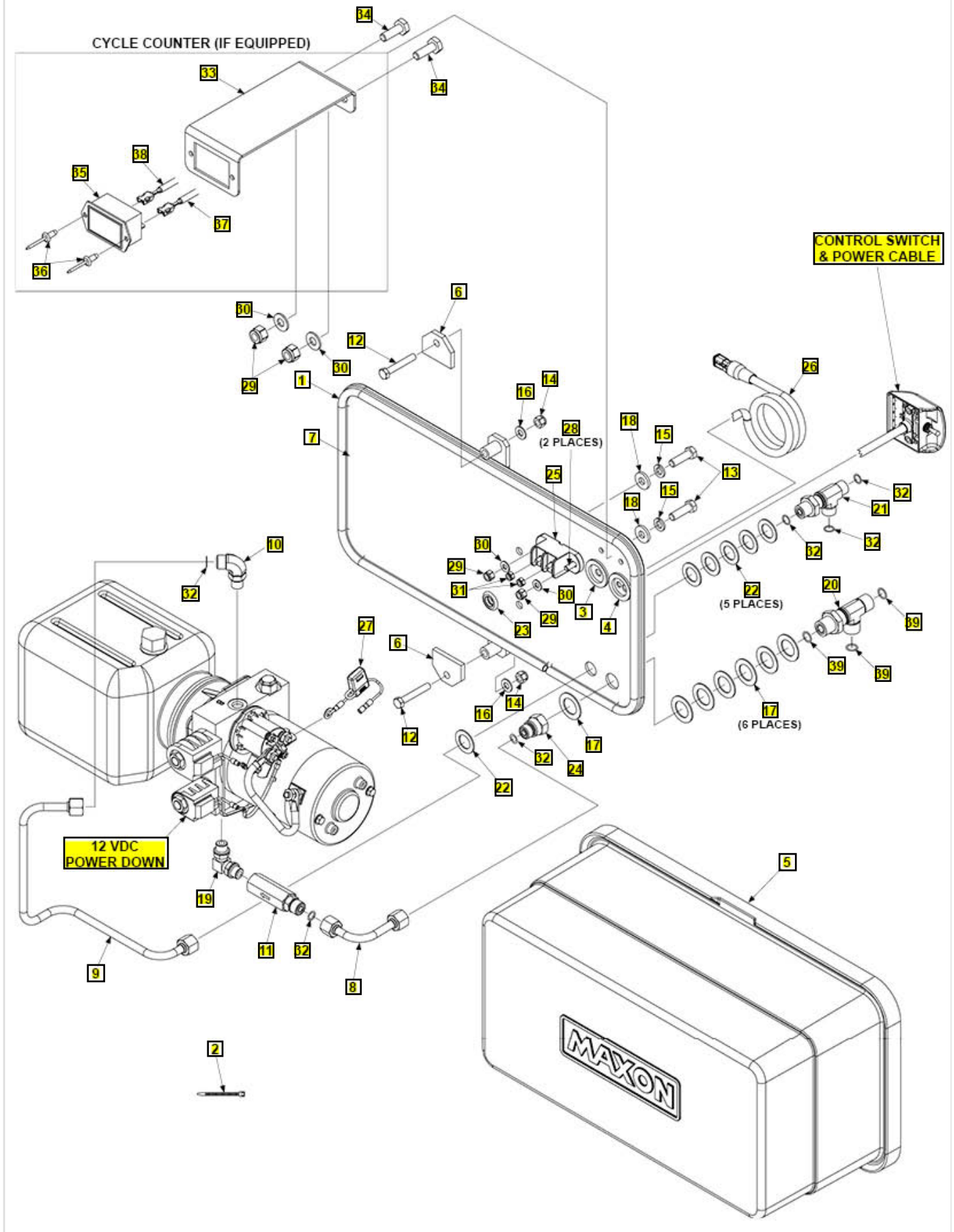
Pos	SKU	Description	Qty	Remark
23	902001-1	WASHER, FLAT.375 I.D. .125 THK	2	
24	906897-01	TUBE END REDUCER, ORFS 8-6	1	
25	906749-01	UNION TEE, .25 TUBE O.D.	1	
26	905362-15	TUBING POLYUR, .25 X 21.8 LG	1	
27	906712-02	O-RING #6, 3/8 ORFS TUBE END	3	
28	907279-01	JUNCTION BLOCK, TWO STUD	1	
29	900000-4	BOLT, HX 1/4-20X1 GR8 ZC	2	
30	903412-01	WASHER,FLAT .25,SS	4	
31	903137-01	NUT, NYL INSRT STOP .25-20 SS	4	
32	282625-13	CABLE ASSY, LOCK VALVE, 16/2X56	1	
33	297046-01	FUSE HOLDER ASSY	1	
34	903107-06	NUT, HEX 10-24 UNC SS	1	
35	297358-01	BRACKET, DIGITAL C/COUNT	1	
36	297269-01	DIGITAL CYCLE COUNTER	1	
37	900004-2	SCREW, CAP 1/4-20X3/4 GR8 ZC	2	
38	297274-02	WIRE ASSY, POS LOCK, RING TERM,RED	1	
39	297274-01	WIRE ASSY, POS LOCK, RING TERM,BLK	1	
40	903721-02	RIVET, BL/DM, SS .16X.13-.19	2	
41	906712-03	O-RING #8, 1/2 ORFS TUBE END	3	

PUMP ASSEMBLY 12V (POWER DOWN)

COMPLETE ASSEMBLY:

**PUMP ASSEMBLY 12V (POWER DOWN)**

LAST UPDATED  
MAR 2018 to present



Pos	SKU	Description	Qty	Remark
REF	297316-03G	PUMP ASSY, PD, TE-33, G	1	
REF	297316-04G	PUMP ASSY, PD, TE-33, CC, G	1	
1	093203-10	NEOPRENE BULB,TRIM SEAL59.5"LG	1	
2	208153	TIE, PLASTIC 4" (18 LB)	4	
3	266428-04	GROMMET, 1.0 DIAPH .38 HOLE	1	
4	266428-12	GROM 1 DIA PH .374/.31 HOLES	1	
5	281038-02	COVER HORIZONTAL PUMP	1	
6	281062-02	FLAT, HOLDER,1.56 LG	2	
7	297313-02G	PLATE, PUMP MOUNT WLDMT,CC,P/D,G	1	
8	285652-01	F/S TUBE ASSY,TE-33, PDP	1	
9	285653-01	F/S TUBE ASSY,TE-33, PDP	1	
10	906707-01	ELBOW, NPSC,SAE #6 F/S O-R M-M	1	
11	288518-03	VALVE,3GPM,SAE#6 M/F,PRESSURE COMP	1	
12	900009-8	SCREW, CAP 5/16-18X2 GR8 ZC	2	
13	900014-5	SCREW,HEX CAP.38-16X1.25,G8,ZC	2	
14	901001	NUT, NYLON 5/16-18 ZINC	2	
15	902011-4	WASHER, LOCK 3/8X.094 ZC	2	
16	902013-10	WASHER, FLAT 5/16" SAE, ZC	2	
17	902028-14	WASHER FLAT 1.437 OD X .884 ID	7	
18	902001-1	WASHER, FLAT.375 I.D. .125 THK	2	
19	906722-01	ELBOW, 90 NPSC O-RING #6M-M	1	
20	906896-01	TEE, BULKHEAD RUN, ORFS SAE #8	1	
21	906748-01	BULKHEAD RUN TEE,SAE#6 F/S,M	1	

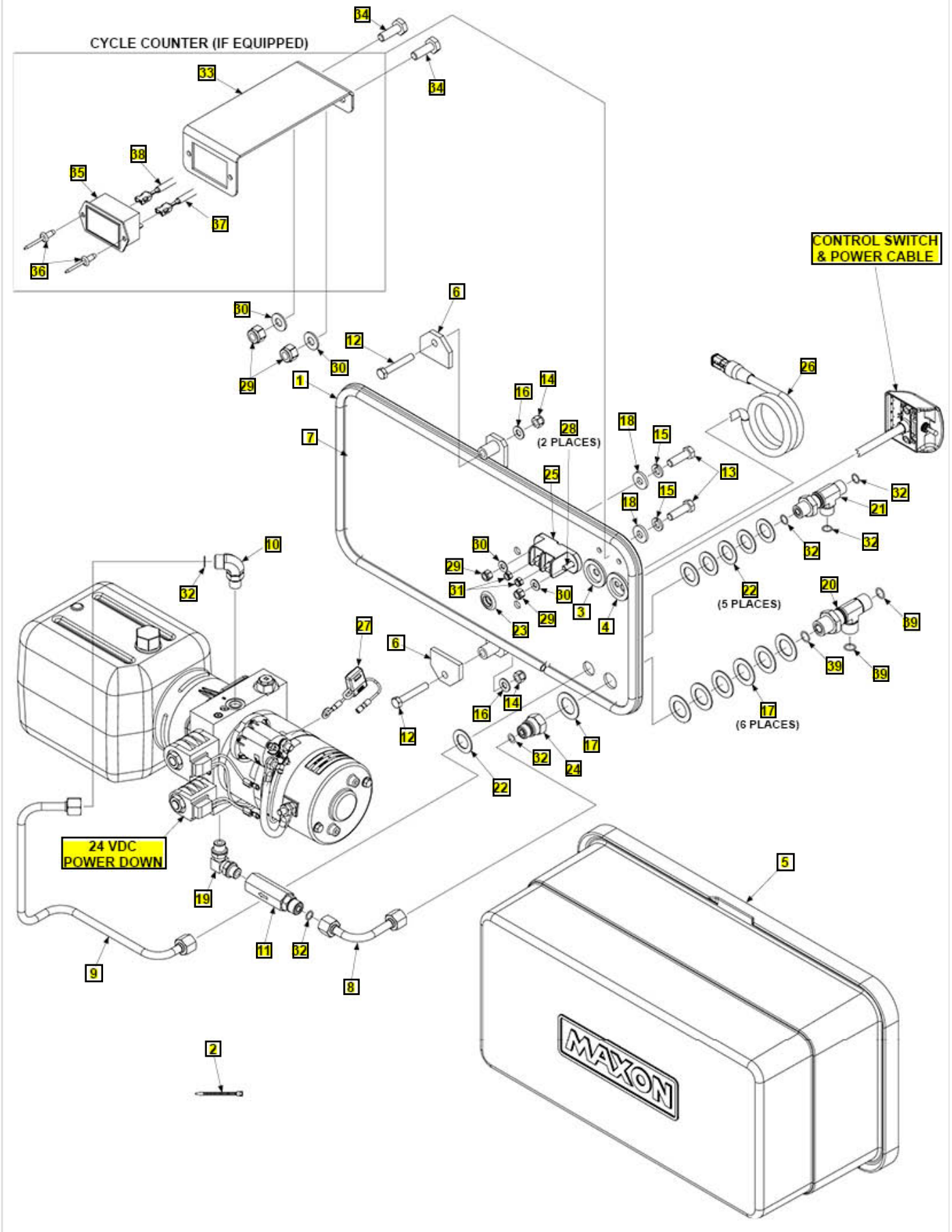
Pos	SKU	Description	Qty	Remark
22	902028-12	WASHER,FLAT 1.250 OD X .757 ID	6	
23	281068-02	GROMMET,MODIFIED,.5 HOLE	1	
24	906897-01	TUBE END REDUCER, ORFS 8-6	1	
25	296859-01	POWER DOWN MODULE	1	
26	282625-13	CABLE ASSY, LOCK VALVE, 16/2X56	1	
27	297046-01	FUSE HOLDER ASSY	1	
28	900000-4	BOLT, HX 1/4-20X1 GR8 ZC	2	
29	903137-01	NUT, NYL INSRT STOP .25-20 SS	4	
30	903412-01	WASHER,FLAT .25,SS	4	
31	903172-01	NUT, NYL INSRT STOP 10-32 SS	2	
32	906712-02	O-RING #6, 3/8 ORFS TUBE END	6	
33	297358-01	BRACKET, DIGITAL C/COUNT	1	
34	900004-2	SCREW, CAP 1/4-20X3/4 GR8 ZC	2	
35	297269-01	DIGITAL CYCLE COUNTER	1	
36	903721-02	RIVET, BL/DM, SS .16X.13-.19	2	
37	297274-01	WIRE ASSY, POS LOCK, RING TERM,BLK	1	
38	297274-02	WIRE ASSY, POS LOCK, RING TERM,RED	1	
39	906712-03	O-RING #8, 1/2 ORFS TUBE END	3	

### PUMP ASSEMBLY 24V (POWER DOWN)

LAST UPDATED  
JUL 2025 to present

COMPLETE ASSEMBLY:

**PUMP ASSEMBLY 24V (POWER DOWN)**



Pos	SKU	Description	Qty	Remark
REF	297316-05G	PUMP ASSY, 24V, PD, TE-33, G	1	
REF	297316-06G	PUMP ASSY, 24V, PD, TE-33, CC, G	1	
1	093203-10	NEOPRENE BULB,TRIM SEAL59.5"LG	1	
2	208153	TIE, PLASTIC 4" (18 LB)	4	
3	266428-04	GROMMET, 1.0 DIAPH .38 HOLE	1	
4	266428-12	GROM 1 DIA PH .374/.31 HOLES	1	
5	281038-02	COVER HORIZONTAL PUMP	1	
6	281062-02	FLAT, HOLDER,1.56 LG	2	
7	297313-02G	PLATE, PUMP MOUNT WLDMT,CC,P/D,G	1	
8	285652-01	F/S TUBE ASSY,TE-33, PDP	1	
9	285653-01	F/S TUBE ASSY,TE-33, PDP	1	
10	906707-01	ELBOW, NPSC,SAE #6 F/S O-R M-M	1	
11	288518-03	VALVE,3GPM,SAE#6 M/F,PRESSURE COMP	1	
12	900009-8	SCREW, CAP 5/16-18X2 GR8 ZC	2	
13	900014-5	SCREW,HEX CAP.38-16X1.25,G8,ZC	2	
14	901001	NUT, NYLON 5/16-18 ZINC	2	
15	902011-4	WASHER, LOCK 3/8X.094 ZC	2	
16	902013-10	WASHER, FLAT 5/16" SAE, ZC	2	
17	902028-14	WASHER FLAT 1.437 OD X .884 ID	7	
18	902001-1	WASHER, FLAT.375 I.D. .125 THK	2	
19	906722-01	ELBOW, 90 NPSC O-RING #6M-M	1	
20	906896-01	TEE, BULKHEAD RUN, ORFS SAE #8	1	
21	906748-01	BULKHEAD RUN TEE,SAE#6 F/S,M	1	

Pos	SKU	Description	Qty	Remark
22	902028-12	WASHER,FLAT 1.250 OD X .757 ID	6	
23	281068-02	GROMMET,MODIFIED,.5 HOLE	1	
24	906897-01	TUBE END REDUCER, ORFS 8-6	1	
25	296859-01-24	POWER DOWN MODULE, 24 V	1	
26	282625-13	CABLE ASSY, LOCK VALVE, 16/2X56	1	
27	297046-01	FUSE HOLDER ASSY	1	
28	900000-4	BOLT, HX 1/4-20X1 GR8 ZC	2	
29	903137-01	NUT, NYL INSRT STOP .25-20 SS	4	
30	903412-01	WASHER,FLAT .25,SS	4	
31	903172-01	NUT, NYL INSRT STOP 10-32 SS	2	
32	906712-02	O-RING #6, 3/8 ORFS TUBE END	6	
33	297358-01	BRACKET, DIGITAL C/COUNT	1	
34	900004-2	SCREW, CAP 1/4-20X3/4 GR8 ZC	2	
35	297269-01	DIGITAL CYCLE COUNTER	1	
36	903721-02	RIVET, BL/DM, SS .16X.13-.19	2	
37	297274-01	WIRE ASSY, POS LOCK, RING TERM,BLK	1	
38	297274-02	WIRE ASSY, POS LOCK, RING TERM,RED	1	
39	906712-03	O-RING #8, 1/2 ORFS TUBE END	3	

## 12 VDC POWER UNIT - GRAVITY DOWN

LAST UPDATED  
MAR 2018 to present

**CAUTION**

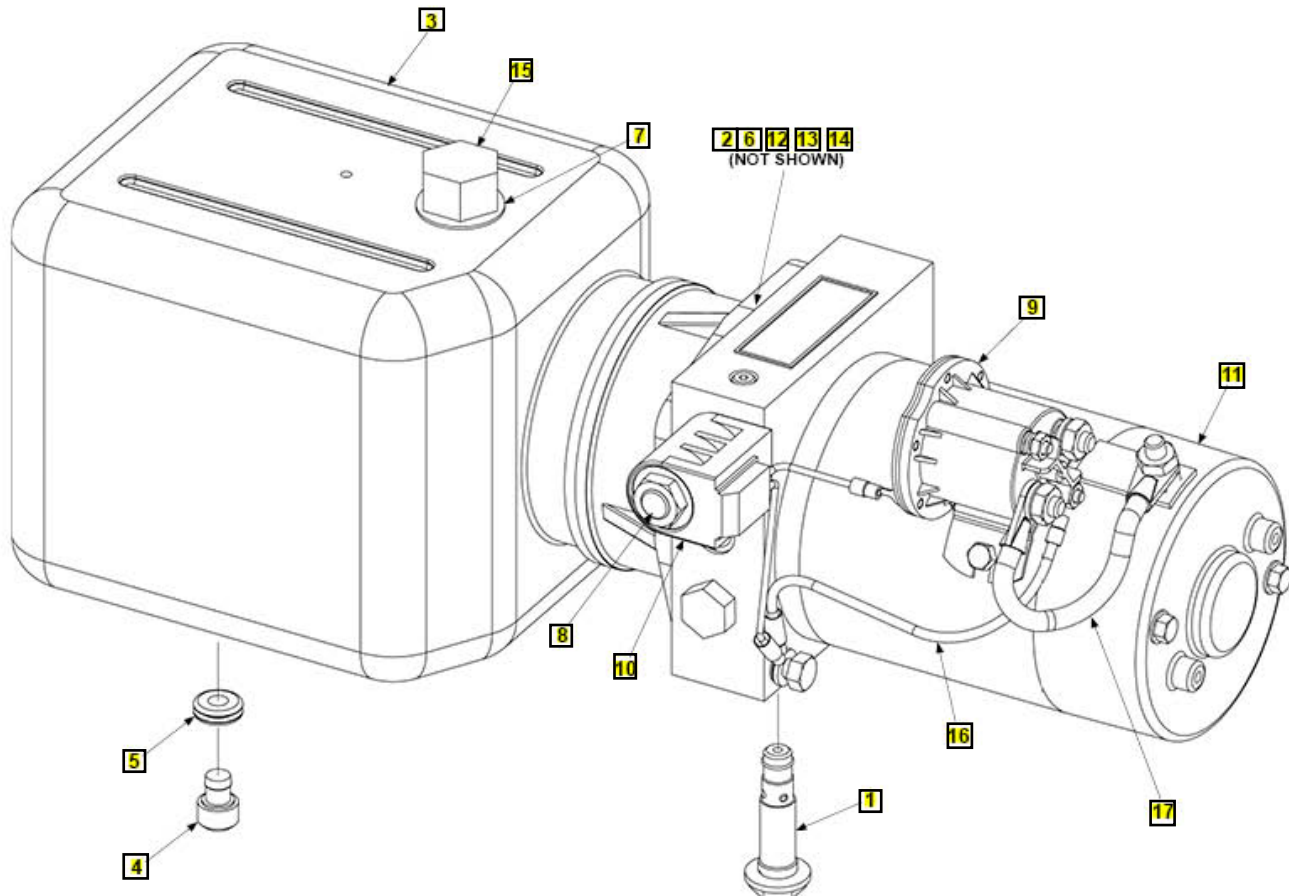
Do not over-tighten the terminal nuts on starter solenoid. For the load terminals, torque nuts to 35 lbs.-in. max. Torque the nuts on #10-32 control terminals 15 lbs.-in.

**CAUTION**

To prevent damage when installing 2-way valves, torque valve cartridge nut to 30 lbs.-in. max.

COMPLETE ASSEMBLY:

12 VDC POWER UNIT (GRAVITY DOWN)



NOTE: MAXON recommends using dielectric grease on all electrical connections.

Pos	SKU	Description	Qty	Remark
REF	297305-01	12 VDC PWR UNIT, G/D, TE-33/GPTLR	1	
1	290267-01	CARTRIDGE RELIEF VALVE, 2950 PSI	1	
2	906781-01	PUMP ASSY,203,GPT P/D	1	
3	290228	RESERVOIR, PLASTIC, 11.00 LG, W/DRAIN PLUG	1	
4	290208	PLUG, 9/16-18, PLASTIC TANK (35901162)	1	
5	290209	WASHER, .56 ID X 1.25 OD (61200504)	1	
6	290034	FILTER, PUMP INLET	1	
7	908016-01	GROMMET, RUBBER, .60 ID	1	
8	906822-01	2P2W VALVE	1	
9	284080-01	SWITCH, SOLENOID ASSY	1	
10	290210	12 VDC COIL, DOUBLE LEADS (PDL12) (39002186)	1	
11	290175-01	12 VOLT D.C. MOTOR W/OUT TERM SW	1	
12	290020	O-RING, KEPNER CHECK VALVE	1	
13	290061	SEAL SQUARE CUT PL RESERVOIR	1	
14	260261	OIL SEAL,PUMP	1	
15	280806-01	FILLER, BREATHER	1	
16	284161-02	18GA WIRE	1	
17	280404	CABLE ASSY	1	

## 24 VDC POWER UNIT - GRAVITY DOWN

LAST UPDATED  
MAR 2018 to present

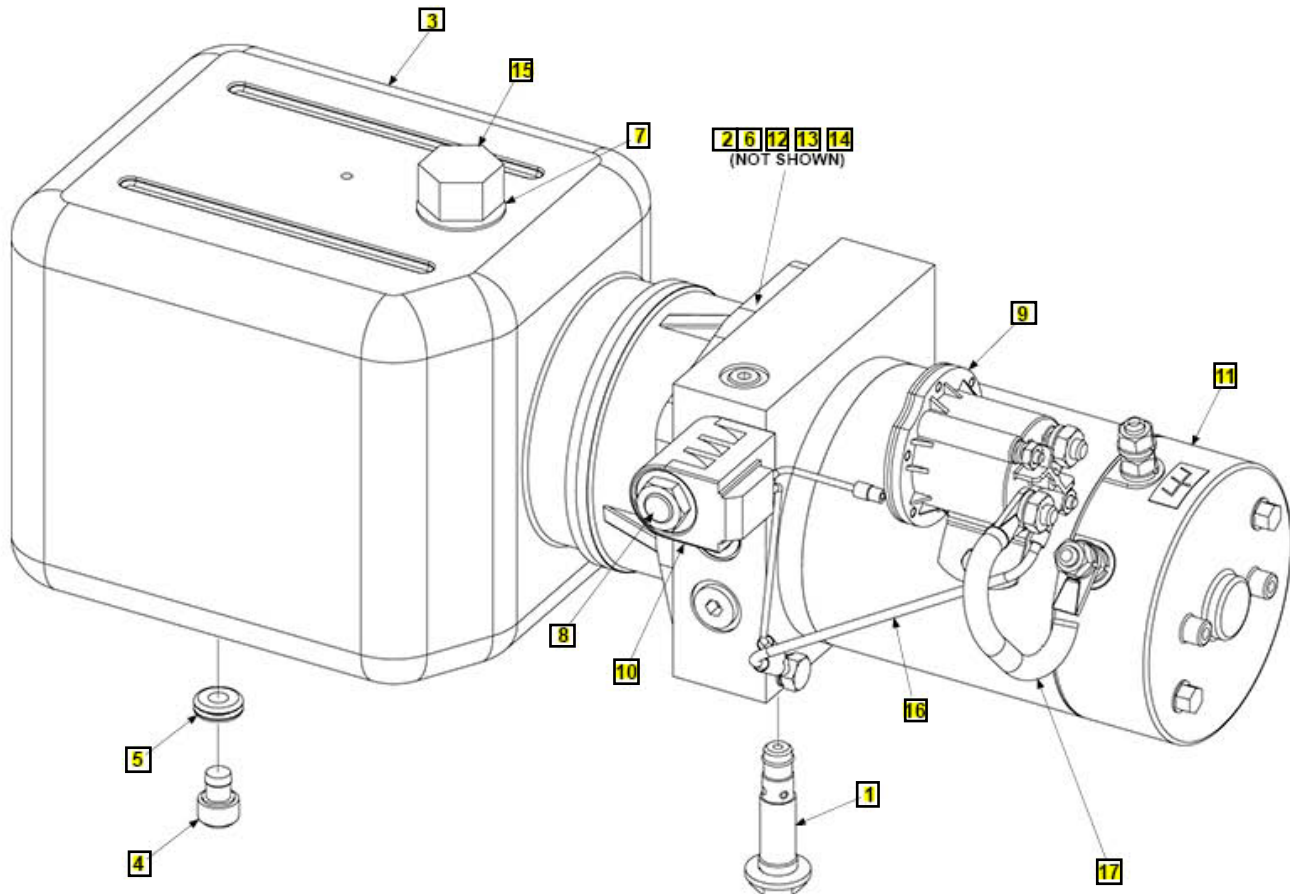
**CAUTION**

Do not over-tighten the terminal nuts on starter solenoid. For the load terminals, torque nuts to 35 lbs.-in. max. Torque the nuts on #10-32 control terminals 15 lbs.-in.

**CAUTION**

To prevent damage when installing 2-way valves, torque valve cartridge nut to 30 lbs.-in. max.

COMPLETE ASSEMBLY:

**24 VDC POWER UNIT (GRAVITY DOWN)**

NOTE: MAXON recommends using dielectric grease on all electrical connections.

Pos	SKU	Description	Qty	Remark
REF	298080-01	24 VDC POWER UNIT, G/D,TE-33/GPTLR	1	
1	290267-01	CARTRIDGE RELIEF VALVE, 2950 PSI	1	
2	906781-01	PUMP ASSY,203,GPT P/D	1	
3	290228	RESERVOIR, PLASTIC, 11.00 LG, W/DRAIN PLUG	1	
4	290208	PLUG, 9/16-18, PLASTIC TANK (35901162)	1	
5	290209	WASHER, .56 ID X 1.25 OD (61200504)	1	
6	290034	FILTER, PUMP INLET	1	
7	908016-01	GROMMET, RUBBER, .60 ID	1	
8	906822-01	2P2W VALVE	1	
9	284080-02	SWITCH, SOLENOID ASSY, 24VDC	1	
10	290211	24 VDC COIL, DOUBLE LEADS (PDL24) (39002187)	1	
11	290176-01	(SAME AS 281573-01) 24VDC MOTOR W/OUT TERM SW	1	
12	290020	O-RING, KEPNER CHECK VALVE	1	
13	290061	SEAL SQUARE CUT PL RESERVOIR	1	
14	260261	OIL SEAL,PUMP	1	
15	280806-01	FILLER, BREATHER	1	
16	284161-02	18GA WIRE	1	
17	280404	CABLE ASSY	1	

12 VDC POWER UNIT - POWER DOWN

LAST UPDATED  
MAR 2018 to present

**CAUTION**

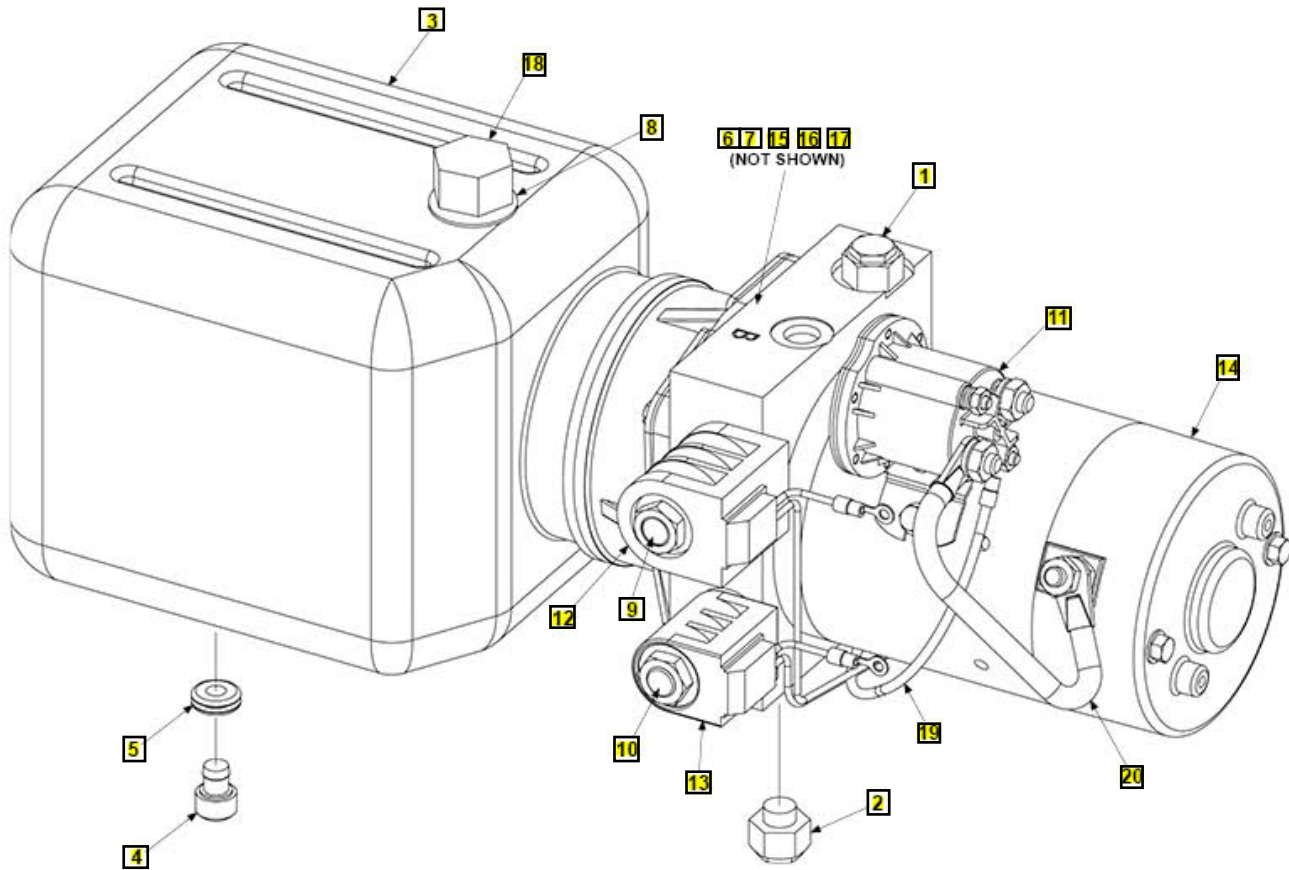
Do not over-tighten the terminal nuts on starter solenoid. For the load terminals, torque nuts to 35 lbs.-in. max. Torque the nuts on #10-32 control terminals 15 lbs.-in.

**CAUTION**

To prevent damage when installing 2-way valves, torque valve cartridge nut to 30 lbs.-in. max.

COMPLETE ASSEMBLY:

12 VDC POWER UNIT (POWER DOWN)



NOTE: MAXON recommends using dielectric grease on all electrical connections.

Pos	SKU	Description	Qty	Remark
REF	297310-01	12 VDC POWER UNIT, P/D, TE-33/GPTLR	1	
1	268174-01	RELIEF VALVE,ADJUST,1100PSI	1	
2	290268-01	RELIEF VALVE "RV1" SET @2950 PSI	1	
3	290229	RESERVOIR, PLASTIC, 11.00 LG, W/DRAIN PLUG	1	
4	290208	PLUG, 9/16-18, PLASTIC TANK (35901162)	1	
5	290209	WASHER, .56 ID X 1.25 OD (61200504)	1	
6	906781-01	PUMP ASSY,203,GPT P/D	1	
7	290034	FILTER, PUMP INLET	1	
8	908016-01	GROMMET, RUBBER, .60 ID	1	
9	290047	VALVE CARTRIDGE 4WAY	1	
10	906822-01	2P2W VALVE	1	
11	284080-01	SWITCH, SOLENOID ASSY	1	
12	290212	12 VDC COIL, DOUBLE LEADS (DDL12) (39002188)	1	
13	290213	12 VDC COIL, DOUBLE LEADS (PDL12) (39002189)	1	
14	290177-01	(REPLACED BY 906780-01) 12VDC MOTOR W/OUT TERM SW, P/D	1	
15	290020	O-RING, KEPNER CHECK VALVE	1	
16	290061	SEAL SQUARE CUT PL RESERVOIR	1	
17	260261	OIL SEAL,PUMP	1	
18	280806-01	FILLER, BREATHER	1	
19	284161-02	18GA WIRE	1	
20	280404	CABLE ASSY	1	

## 24 VDC POWER UNIT - POWER DOWN

LAST UPDATED  
JUL 2025 to present

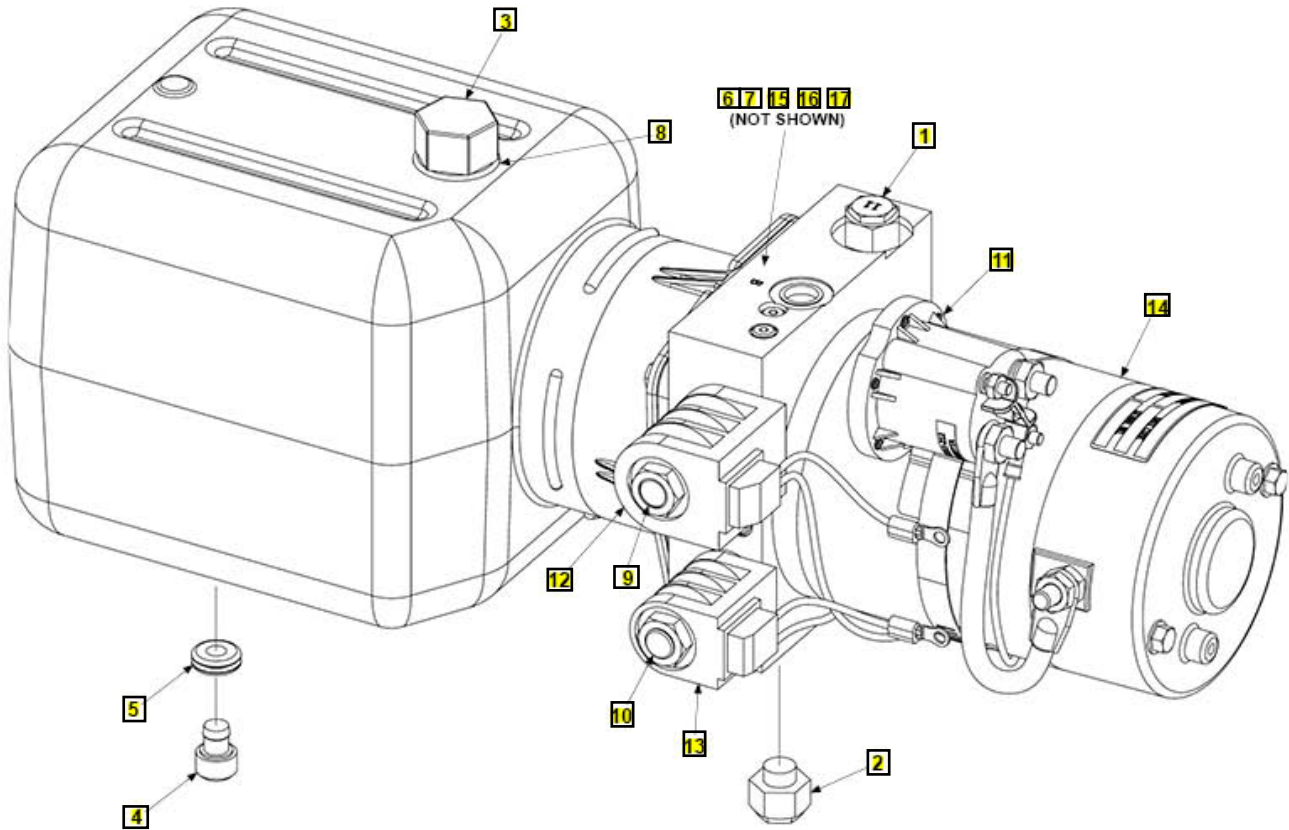
**CAUTION**

Do not over-tighten the terminal nuts on starter solenoid. For the load terminals, torque nuts to 35 lbs.-in. max. Torque the nuts on #10-32 control terminals 15 lbs.-in.

**CAUTION**

To prevent damage when installing 2-way valves, torque valve cartridge nut to 30 lbs.-in. max.

COMPLETE ASSEMBLY:

**24 VDC POWER UNIT (POWER DOWN)**

NOTE: MAXON recommends using dielectric grease on all electrical connections.

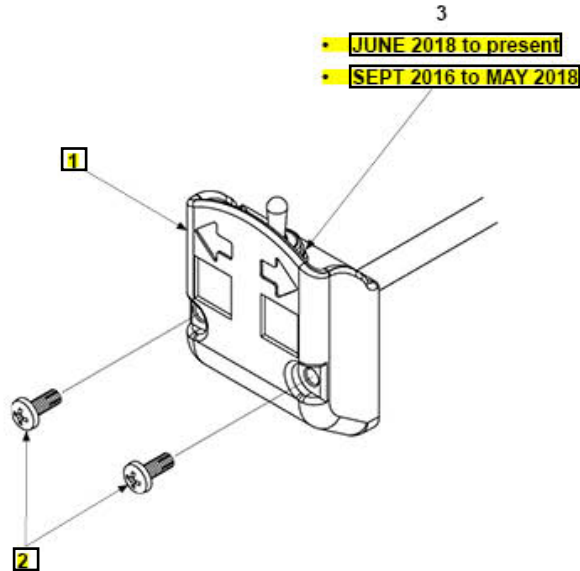
Pos	SKU	Description	Qty	Remark
REF	230070-01	24 VDC POWER UNIT, P/D,TE-33/GPTLR	1	
1	268174-01	RELIEF VALVE,ADJUST,1100PSI	1	
2	290268-01	RELIEF VALVE "RV1" SET @2950 PSI	1	
3	280806-01	BREATHER	1	
4	290208	PLUG, 9/16-18, PLASTIC TANK (35901162)	1	
5	290209	WASHER, .56 ID X 1.25 OD (61200504)	1	
6	906781-01	PUMP ASSY,203,GPT P/D	1	
7	290034	FILTER, PUMP INLET	1	
8	908016-01	GROMMET, RUBBER, .60 ID	1	
9	290047	VALVE CARTRIDGE 4WAY	1	
10	906822-01	2P2W VALVE	1	
11	284080-02	24 VDC START SWITCH, 4T, TROM, SD	1	
12	230071	COIL 24 VDC, DELTA, DDL24 (39002032)	1	
13	290045	COIL, DOUBLE SPADE 2WAY	1	
14	268536-01	MOTOR 24V DC, STD. DUTY	1	
15	290020	O-RING, KEPNER CHECK VALVE	1	
16	290061	SEAL SQUARE CUT PL RESERVOIR	1	
17	260261	OIL SEAL,PUMP	1	

**CONTROL SWITCH AND POWER CABLE**

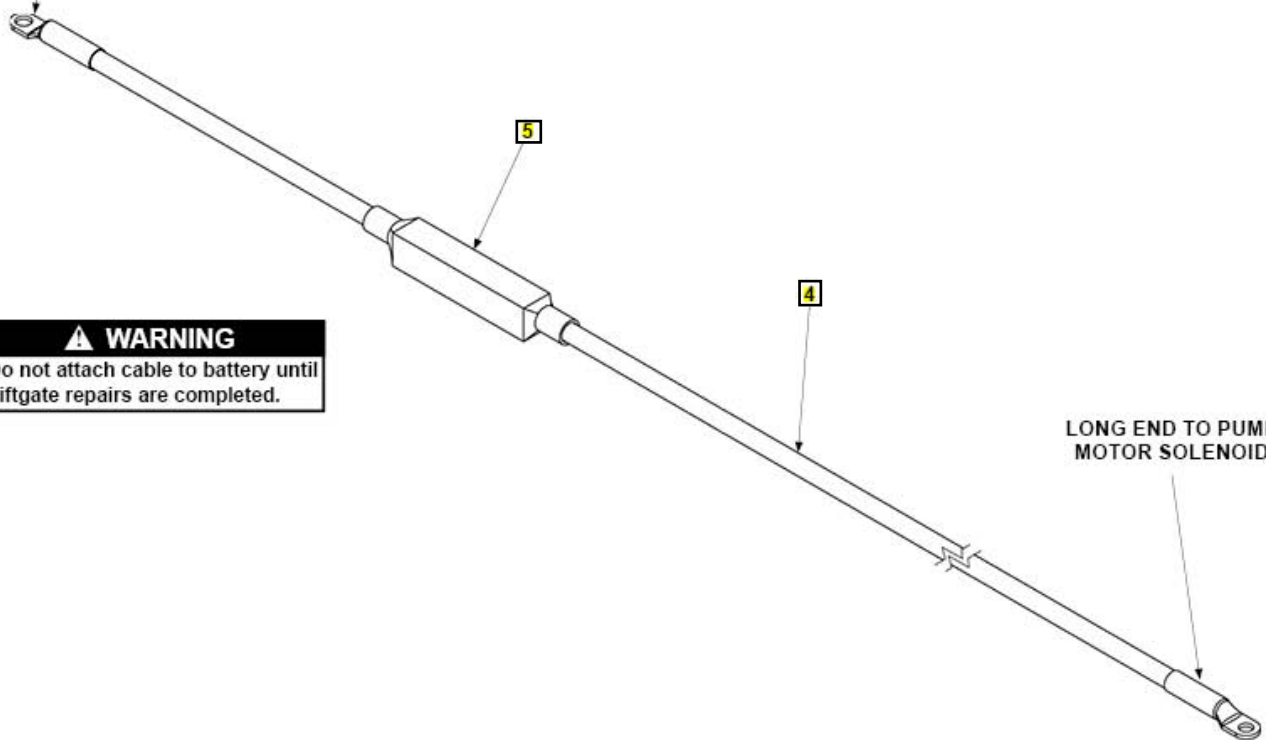
LAST UPDATED  
SEPT 2016 to present

**NOTE:** Use switch to raise and lower Liftgate to make sure switch operates as shown on the decal.

**NOTE:** MAXON recommends using dielectric grease on all electrical connections.



SHORT END TO VEHICLE BATTERY



**⚠ WARNING**  
Do not attach cable to battery until Liftgate repairs are completed.

---

Pos	SKU	Description	Qty	Remark
1	296855-01	TOGGLE SWITCH ASSY, 138IN LG	1	
2	900057-7	SCREW, SELF TAP, 10-24X1-1/2 PH, ZC	2	
3 New	907220	SOFT INV TOGGLE BOOT	1	
3 Old	905206	SWITCH SEAL BOOT, HALF-TOGGLE	1	
4	264422	CABLE ASSY, 175 AMPS, 38FT	1	
5	264687	KIT, MEGA FUSEN 175 AMPS	1	

---

DECALS

LAST UPDATED  
MAR 2018 to present

**NOTE:** Preferred decal layout is shown. Decals on the Liftgate are attached at the factory. If vehicle does not permit this layout, decals in the manual and decal kit must be applied so that they are easily visible when approaching vehicle to operate Liftgate. Use good common sense when locating these decals on vehicle.

**1** →

**SAFETY INSTRUCTIONS**

Read all decals and operation manual before operating liftgate.

1. Do not use liftgate unless you have been properly instructed and have read, and are familiar with, the operating instructions.
2. Be certain vehicle is properly and securely braked before using the liftgate.
3. Always inspect this liftgate for maintenance or damage before using it. Do not use liftgate if it shows any sign of damage or improper maintenance.
4. Do not overload.
5. Make certain the area in which the platform will open and close is clear before opening or closing the platform.
6. Make certain platform area, including the area in which loads may fall from platform, is clear before and at all times during operation of liftgate.
7. This liftgate is intended for loading and unloading of cargo only. Do not use this liftgate for anything but its intended use.

**WARNING**

Read this information carefully.

- Improper operation of this Liftgate can result in serious personal injury. If you do not have a copy of the operating instructions, please obtain them from your employer, distributor, or dealer before you attempt to operate Liftgate.
- If there are signs of improper maintenance, damage to vital parts, or slippery platform surfaces, do not use the Liftgate until these problems have been corrected.
- If you are using a pallet jack, be sure it can be maneuvered safely.
- Do not operate a forklift on the platform.
- Do not allow any part of yours or your helper's body to be placed under, within, or around any portion of the moving Liftgate, or its mechanisms, or in a position that would trap them between the platform and the ground or truck when the Liftgate is operated.
- If a helper is riding the platform with you, make sure you are both doing so safely and that you are not in danger of coming in contact with any moving or potentially moving obstacles.
- **USE GOOD COMMON SENSE.**
- If load appears to be unstable, do not lift or lower it.

For a free copy of other manuals that pertain to this model Liftgate, please visit our website at [www.harscoitllc.com](http://www.harscoitllc.com) or call Customer Service at 800.327.4444.

**WARNING**

Liftgate hazards can result in crushing or falling. Keep hands and feet clear of pinch points. If riding liftgate, make sure load is stable and footing is solid.

Read and understand the instructions and warnings before use.

**CAUTION**

Always stand clear of platform area.

103 of 126

Pos	SKU	Description	Qty	Remark
1	282522-01	DECAL SHEET,SM WARN & CAUTION	1	
1A	282522-01	DECAL SHEET,SM WARN & CAUTION	1	
1B	282522-01	DECAL SHEET,SM WARN & CAUTION	1	
1C	282522-01	DECAL SHEET,SM WARN & CAUTION	1	
1F	282522-01	DECAL SHEET,SM WARN & CAUTION	1	
2	285800-01	DECAL, STD TUK-A-WAY OPER INSTRUC	1	
3	299038-01	DECAL, SHEET, UP AND DOWN BILINGUAL	1	
4	267338-01	DECAL MAXPRO	1	
5	220388-02	DECAL 3300# CAPACITY	1	
6	282847-02	DECAL,WARNING,STOW,TUK-A-WAY		
7	298634-01	DECAL, MAXON 24/7 SPRT, OPER	1	
8	299348-04	DECAL, QR CODE, TE33	1	

DECALS (WALK RAMP)

LAST UPDATED  
MAR 2018 to present

**NOTE:** Preferred decal layout is shown. Decals on the Liftgate are attached at the factory. If vehicle does not permit this layout, decals in the manual and decal kit must be applied so that they are easily visible when approaching vehicle to operate Liftgate. Use good common sense when locating these decals on vehicle.

**1** →

**SAFETY INSTRUCTIONS**

Read all decals and operation manual before operating liftgate.

1. Do not use liftgate unless you have been properly instructed and have read, and are familiar with, the operating instructions.
2. Be certain vehicle is properly and securely braked before using the liftgate.
3. Always inspect this liftgate for maintenance or damage before using it. Do not use liftgate if it shows any sign of damage or improper maintenance.
4. Do not overload.
5. Make certain the area in which the platform will open and close is clear before opening or closing the platform.
6. Make certain platform area, including the area in which loads may fall from platform, is clear before and at all times during operation of liftgate.
7. This liftgate is intended for loading and unloading of cargo only. Do not use this liftgate for anything but its intended use.

**WARNING**

Read this information carefully.

- Improper operation of this Liftgate can result in serious personal injury. If you do not have a copy of the operating instructions, please obtain them from your employer, distributor, or dealer before you attempt to operate Liftgate.
- If there are signs of improper maintenance, damage to vital parts, or slippery platform surfaces, do not use the Liftgate until these problems have been corrected.
- If you are using a jacked truck, be sure it can be maneuvered safely.
- Do not operate a forklift on the platform.
- Do not allow any part of yours or your helper's body to be placed under, within, or around any portion of the moving Liftgate, or its mechanisms, or in a position that would trap them between the platform and the ground or truck when the Liftgate is operated.
- If a helper is riding the platform with you, make sure you are both doing so safely and that you are not in danger of coming in contact with any moving or potentially moving obstacles.
- **USE GOOD COMMON SENSE.**
- If load appears to be unstable, do not lift or lower it.

For a free copy of other manuals that pertain to the model Liftgate, please visit our website at [www.harscoatlift.com](http://www.harscoatlift.com) or call Customer Service at 800.327.4444.

**WARNING**

**Liftgate hazards can result in crushing or falling.**

**Keep hands and feet clear of pinch points.**

**If riding liftgate, make sure load is stable and footing is solid.**

See manual for more info.

**CAUTION**

**Always stand clear of platform area.**

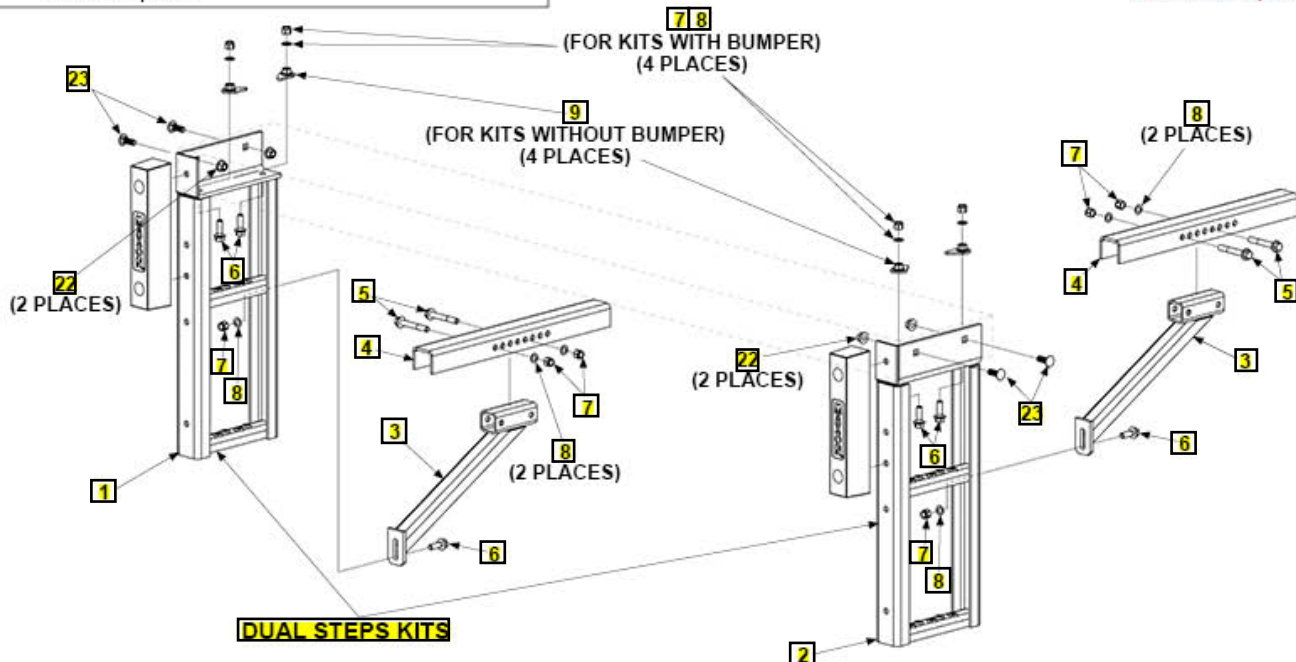
105 of 126

Pos	SKU	Description	Qty	Remark
1	282522-01	DECAL SHEET,SM WARN & CAUTION	1	
1A	282522-01	DECAL SHEET,SM WARN & CAUTION	1	
1B	282522-01	DECAL SHEET,SM WARN & CAUTION	1	
1C	282522-01	DECAL SHEET,SM WARN & CAUTION	1	
1F	282522-01	DECAL SHEET,SM WARN & CAUTION	1	
2	285800-01	DECAL, STD TUK-A-WAY OPER INSTRUC	1	
3	299038-01	DECAL, SHEET, UP AND DOWN BILINGUAL	1	
4	267338-01	DECAL MAXPRO	1	
5	220388-02	DECAL 3300# CAPACITY	1	
6	282847-02	DECAL,WARNING,STOW,TUK-A-WAY		
7	265441-01	DECAL WARNING,WALK RAMP	1	
8	266013-02	DECAL NOTICE,WALK RAMP OPER-2	1	
9	298634-01	DECAL, MAXON 24/7 SPRT, OPER	1	
10	299348-04	DECAL, QR CODE, TE33	1	

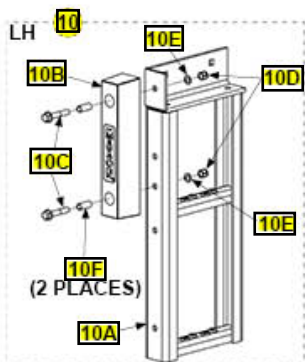
DUAL STEPS KITS

NOTE: Dual steps shown are only compatible with bolt-on extension plates.

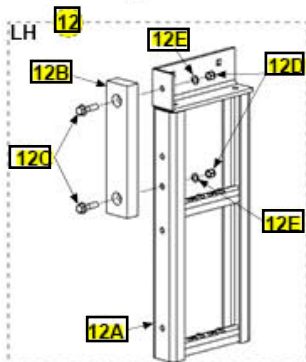
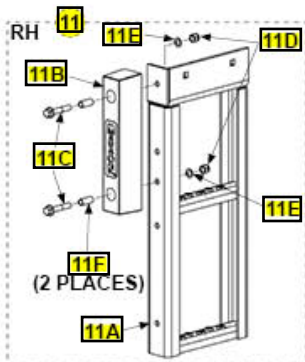
LAST UPDATED  
JAN 2018 to present



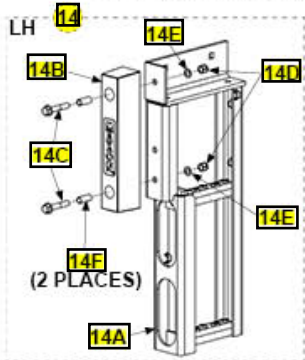
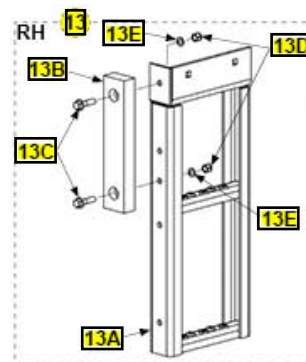
DUAL STEPS KITS



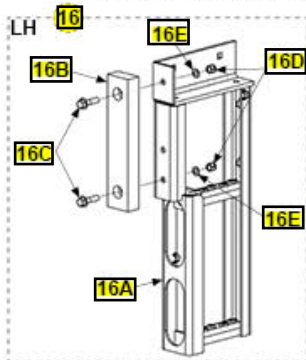
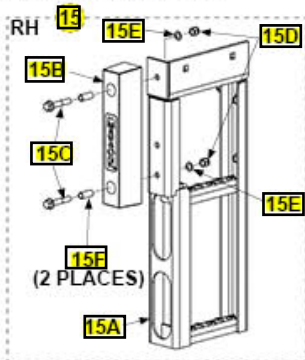
DUAL STEP ASSEMBLY WITH RUBBER BUMPER



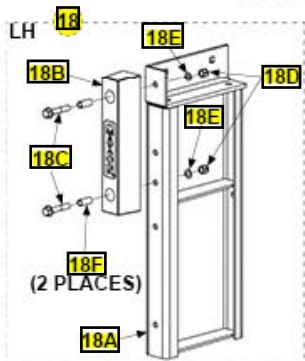
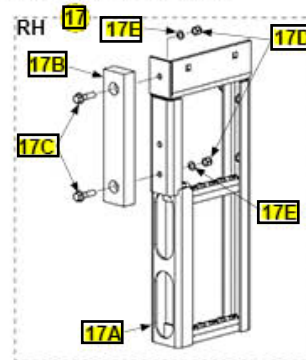
DUAL STEP ASSEMBLY WITH PLASTIC BUMPER



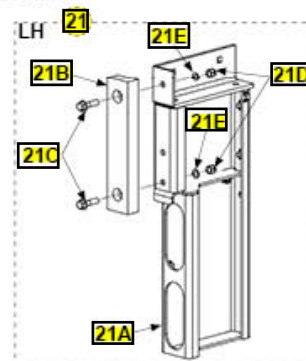
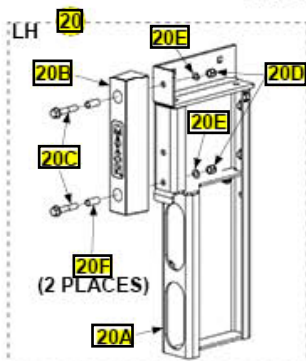
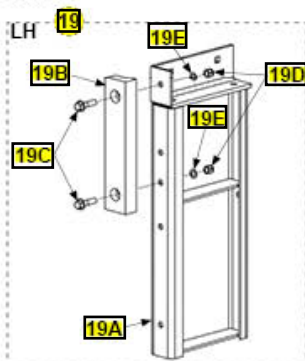
OVAL LIGHT DUAL STEP ASSEMBLY WITH RUBBER BUMPER



OVAL LIGHT DUAL STEP ASSEMBLY WITH PLASTIC BUMPER



DUAL NO STEP ASSEMBLY WITH BUMPER



Pos	SKU	Description	Qty	Remark
REF	288705-01	KIT, DUAL STEPS, 14" RBR BMPRS	1	
REF	288705-01G	KIT, DUAL STEPS, 14" RBR BMPRS, G	1	
REF	288705-02	KIT, DUAL STEPS, 13.5" PE BMPRS	1	
REF	288705-02G	KIT, DUAL STEPS, 13.5" PE BMPRS, G	1	
REF	288705-03	KIT, DUAL STEPS, SS NO/STPS, 14" RBR BMPRS	1	
REF	288705-03G	KIT, DUAL STEPS, SS NO/STPS, 14" RBR BMPRS,G	1	
REF	288705-04	KIT, DUAL STEPS, SS NO/STPS, 13.5" PE BMPRS	1	
REF	288705-04G	KIT, DUAL STEPS, SS NO/STPS, 13.5" PE BMPRS,G	1	
REF	288705-05	KIT, DUAL STEPS NO BMPRS	1	
REF	288705-05G	KIT, DUAL STEPS NO BMPRS, G	1	
REF	288705-06	KIT, DUAL STEPS, SS NO/STEPS,NO BMPRS	1	
REF	288705-06G	KIT, DUAL STEPS, SS NO/STEPS,NO BMPRS, G	1	
REF	288705-31	KIT, DUAL STEPS W/LGHT, 14" RBR BMPRS	1	
REF	288705-31G	KIT, DUAL STEPS W/LGHT, 14" RBR BMPRS, G	1	
REF	288705-32	KIT, DUAL STEPS W/LGHT, 13.5" PE BMPRS	1	
REF	288705-32G	KIT, DUAL STEPS W/LGHT, 13.5" PE BMPRS, G	1	
REF	288705-33	KIT, DUAL STEPS W/LGHT, SS NO/STPS, 14" RBR BMPRS	1	
REF	288705-33G	KIT, DUAL STEPS W/LGHT, SS NO/STPS, 14" RBR BMPRS,G	1	
REF	288705-34	KIT, DUAL STEPS W/LGHT, SS NO/STPS, 13.5" PE BMPRS	1	

Pos	SKU	Description	Qty	Remark
REF	288705-34G	KIT, DUAL STEPS W/LGHT, SS NO/STPS, 13.5" PE BMPRS,G	1	
REF	288705-35	KIT, DUAL STEPS W/LGHT, NO BMPRS	1	
REF	288705-35G	KIT, DUAL STEPS W/LGHT, NO BMPRS, G	1	
REF	288705-36	KIT, DUAL STEPS W/LGHT, SS NO/STEPS,NO BMPRS	1	
REF	288705-36G	KIT, DUAL STEPS W/LGHT, SS NO/STEPS,NO BMPRS, G	1	
1	288675-01	DUAL STEP WLDMT, LH	1	
1	288675-01G	DUAL STEP WLDMT, LH, G	1	
1	288675-03	CHANNEL WLDMT 29.5" LG, NO STEPS, LH	1	
1	288675-03G	CHANNEL WLDMT 29.5" LG, NO STEPS, LH, G	1	
1	288675-31	DUAL STEP WLDMT,W/OVL LGHT, LH	1	
1	288675-31G	DUAL STEP WLDMT,W/OVL LGHT, LH, G	1	
1	288675-33	CHNL WLDMT,W/OVL LGHT, NO STEPS, LH	1	
1	288675-33G	CHNL WLDMT,W/OVL LGHT, NO STEPS, LH, G	1	
2	288675-02	DUAL STEP WLDMT, RH	1	
2	288675-02G	DUAL STEP WLDMT, RH, G	1	
2	288675-32	DUAL STEP WLDMT,W/OVL LGHT, RH	1	
2	288675-32G	DUAL STEP WLDMT,W/OVL LGHT, RH, G	1	
3	288688-01	SUPPORT WLDMT, STEPS	2	
3	288688-01G	SUPPORT WLDMT, STEPS, GAL	2	
4	288419-01	CHANNEL, STEP MOUNT	2	
5	901024-10	BOLT HEX FRAME .5-13X3.5"LG	4	
6	901024-5	BOLT HEX FRAME .5-13 X 1.50" LG	6	

Pos	SKU	Description	Qty	Remark
7	901010	NUT, NYLON LOCK 1/2-13 ZC	10	
8	902000-14	WASHER, FLAT .500X.063 THK	10	
9	283700-01	TEAR DROP WLDMT	4	
10	288690-01	DUAL STEP ASSY, LH, 14"RBR BMPR	1	
10	288690-01G	DUAL STEP ASSY, LH, 14"RBR BMPR,G	1	
10A	288675-01	DUAL STEP WLDMT, LH	1	
10A	288675-01G	DUAL STEP WLDMT, LH, G	1	
10B	905344-02	BUMPER, RUBBER, BLK, 2.5X3X14	1	
10C	901024-9	BOLT HEX FRAME .5-13 X 2.75"LG	2	
10D	901010	NUT, NYLON LOCK 1/2-13 ZC	2	
10E	902000-14	WASHER, FLAT .500X.063 THK	2	
10F	092036-10	RD MECH TUBE.625ODX.058WX1.44L	2	
11	288690-02	DUAL STEP ASSY, RH, 14"RBR BMPR	1	
11	288690-02G	DUAL STEP ASSY, RH, 14"RBR BMPR,G	1	
11A	288675-02	DUAL STEP WLDMT, RH	1	
11A	288675-02G	DUAL STEP WLDMT, RH, G	1	
11B	905344-02	BUMPER, RUBBER, BLK, 2.5X3X14	1	
11C	901024-9	BOLT HEX FRAME .5-13 X 2.75"LG	2	
11D	901010	NUT, NYLON LOCK 1/2-13 ZC	2	
11E	902000-14	WASHER, FLAT .500X.063 THK	2	
11F	092036-10	RD MECH TUBE.625ODX.058WX1.44L	2	
12	288690-03	DUAL STEP ASSY, LH, 13.5"PE BMPR	1	
12	288690-03G	DUAL STEP ASSY, LH, 13.5"PE BMPR,G	1	

Pos	SKU	Description	Qty	Remark
12A	288675-01	DUAL STEP WLDMT, LH	1	
12A	288675-01G	DUAL STEP WLDMT, LH, G	1	
12B	905386-01	BUMPER PLASTIC, 1.5 X 2.85 X 13.5 LG	1	
12C	901024-7	BOLT HEX FRAME .5-13 X 2.00"LG	2	
12D	901010	NUT, NYLON LOCK 1/2-13 ZC	2	
12E	902000-14	WASHER, FLAT .500X.063 THK	2	
13	288690-04	DUAL STEP ASSY, RH, 13.5"PE BMPR	1	
13	288690-04G	DUAL STEP ASSY, RH, 13.5"PE BMPR,G	1	
13A	288675-02	DUAL STEP WLDMT, RH	1	
13A	288675-02G	DUAL STEP WLDMT, RH, G	1	
13B	905386-01	BUMPER PLASTIC, 1.5 X 2.85 X 13.5 LG	1	
13C	901024-7	BOLT HEX FRAME .5-13 X 2.00"LG	2	
13D	901010	NUT, NYLON LOCK 1/2-13 ZC	2	
13E	902000-14	WASHER, FLAT .500X.063 THK	2	
14	288690-31	DUAL STEP ASSY, O/LGHT, LH, 14"RBR BMPR	1	
14	288690-31G	DUAL STEP ASSY, O/LGHT, LH, 14"RBR BMPR, G	1	
14A	288675-31	DUAL STEP WLDMT,W/OVL LGHT, LH	1	
14A	288675-31G	DUAL STEP WLDMT,W/OVL LGHT, LH, G	1	
14B	905344-02	BUMPER, RUBBER, BLK, 2.5X3X14	1	
14C	901024-9	BOLT HEX FRAME .5-13 X 2.75"LG	2	
14D	901010	NUT, NYLON LOCK 1/2-13 ZC	2	
14E	902000-14	WASHER, FLAT .500X.063 THK	2	

Pos	SKU	Description	Qty	Remark
14F	092036-10	RD MECH TUBE.625ODX.058WX1.44L	2	
15	288690-32	DUAL STEP ASSY, O/LGHT, RH, 14"RBR BMPR	1	
15	288690-32G	DUAL STEP ASSY, O/LGHT, RH, 14"RBR BMPR,G	1	
15A	288675-32	DUAL STEP WLDMT,W/OVL LGHT, RH	1	
15A	288675-32G	DUAL STEP WLDMT,W/OVL LGHT, RH, G	1	
15B	905344-02	BUMPER, RUBBER, BLK, 2.5X3X14	1	
15C	901024-9	BOLT HEX FRAME .5-13 X 2.75"LG	2	
15D	901010	NUT, NYLON LOCK 1/2-13 ZC	2	
15E	902000-14	WASHER, FLAT .500X.063 THK	2	
15F	092036-10	RD MECH TUBE.625ODX.058WX1.44L	2	
16	288690-33	DUAL STEP ASSY, O/LGHT, LH, 13.5"PE BMPR	1	
16	288690-33G	DUAL STEP ASSY, O/LGHT, LH, 13.5"PE BMPR,G	1	
16A	288675-31	DUAL STEP WLDMT,W/OVL LGHT, LH	1	
16A	288675-31G	DUAL STEP WLDMT,W/OVL LGHT, LH, G	1	
16B	905386-01	BUMPER PLASTIC, 1.5 X 2.85 X 13.5 LG	1	
16C	901024-7	BOLT HEX FRAME .5-13 X 2.00"LG	2	
16D	901010	NUT, NYLON LOCK 1/2-13 ZC	2	
16E	902000-14	WASHER, FLAT .500X.063 THK	2	
17	288690-34	DUAL STEP ASSY, O/LGHT, RH, 13.5"PE BMPR	1	
17	288690-34G	DUAL STEP ASSY, O/LGHT, RH, 13.5"PE BMPR,G	1	

Pos	SKU	Description	Qty	Remark
17A	288675-32	DUAL STEP WLDMT,W/OVL LGHT, RH	1	
17A	288675-32G	DUAL STEP WLDMT,W/OVL LGHT, RH, G	1	
17B	905386-01	BUMPER PLASTIC, 1.5 X 2.85 X 13.5 LG	1	
17C	901024-7	BOLT HEX FRAME .5-13 X 2.00"LG	2	
17D	901010	NUT, NYLON LOCK 1/2-13 ZC	2	
17E	902000-14	WASHER, FLAT .500X.063 THK	2	
18	288690-05	DUAL NO STEP ASSY, LH, 14"RBR BMPR	1	
18	288690-05G	DUAL NO STEP ASSY, LH, 14"RBR BMPR,G	1	
18A	288675-03	CHANNEL WLDMT 29.5" LG, NO STEPS, LH	1	
18A	288675-03G	CHANNEL WLDMT 29.5" LG, NO STEPS, LH, G	1	
18B	905344-02	BUMPER, RUBBER, BLK, 2.5X3X14	1	
18C	901024-9	BOLT HEX FRAME .5-13 X 2.75"LG	2	
18D	901010	NUT, NYLON LOCK 1/2-13 ZC	2	
18E	902000-14	WASHER, FLAT .500X.063 THK	2	
18F	092036-10	RD MECH TUBE.625ODX.058WX1.44L	2	
19	288690-06	DUAL NO STEP ASSY, LH, 13.5"PE BMPR	1	
19	288690-06G	DUAL NO STEP ASSY, LH, 13.5"PE BMPR,G	1	
19A	288675-03	CHANNEL WLDMT 29.5" LG, NO STEPS, LH	1	
19A	288675-03G	CHANNEL WLDMT 29.5" LG, NO STEPS, LH, G	1	
19B	905386-01	BUMPER PLASTIC, 1.5 X 2.85 X 13.5 LG	1	

Pos	SKU	Description	Qty	Remark
19C	901024-7	BOLT HEX FRAME .5-13 X 2.00"LG	2	
19D	901010	NUT, NYLON LOCK 1/2-13 ZC	2	
19E	902000-14	WASHER, FLAT .500X.063 THK	2	
20	288690-35	DUAL NO STEP ASSY, O/LGHT, LH, 14"RBR BMPR	1	
20	288690-35G	DUAL NO STEP ASSY,O/LGHT, LH, 14"RBR BMPR,G	1	
20A	288675-33	CHNL WLDMT,W/OVL LGHT, NO STEPS, LH	1	
20A	288675-33G	CHNL WLDMT,W/OVL LGHT, NO STEPS, LH, G	1	
20B	905344-02	BUMPER, RUBBER, BLK, 2.5X3X14	1	
20C	901024-9	BOLT HEX FRAME .5-13 X 2.75"LG	2	
20D	901010	NUT, NYLON LOCK 1/2-13 ZC	2	
20E	902000-14	WASHER, FLAT .500X.063 THK	2	
20F	092036-10	RD MECH TUBE.625ODX.058WX1.44L	2	
21	288690-36	DUAL NO STEP ASSY, O/LGHT, LH, 13.5"PE BMPR	1	
21	288690-36G	DUAL NO STEP ASSY,O/LGHT, LH, 13.5"PE BMPR,G	1	
21A	288675-33	CHNL WLDMT,W/OVL LGHT, NO STEPS, LH	1	
21A	288675-33G	CHNL WLDMT,W/OVL LGHT, NO STEPS, LH, G	1	
21B	905386-01	BUMPER PLASTIC, 1.5 X 2.85 X 13.5 LG	1	
21C	901024-7	BOLT HEX FRAME .5-13 X 2.00"LG	2	
21D	901010	NUT, NYLON LOCK 1/2-13 ZC	2	
21E	902000-14	WASHER, FLAT .500X.063 THK	2	

---

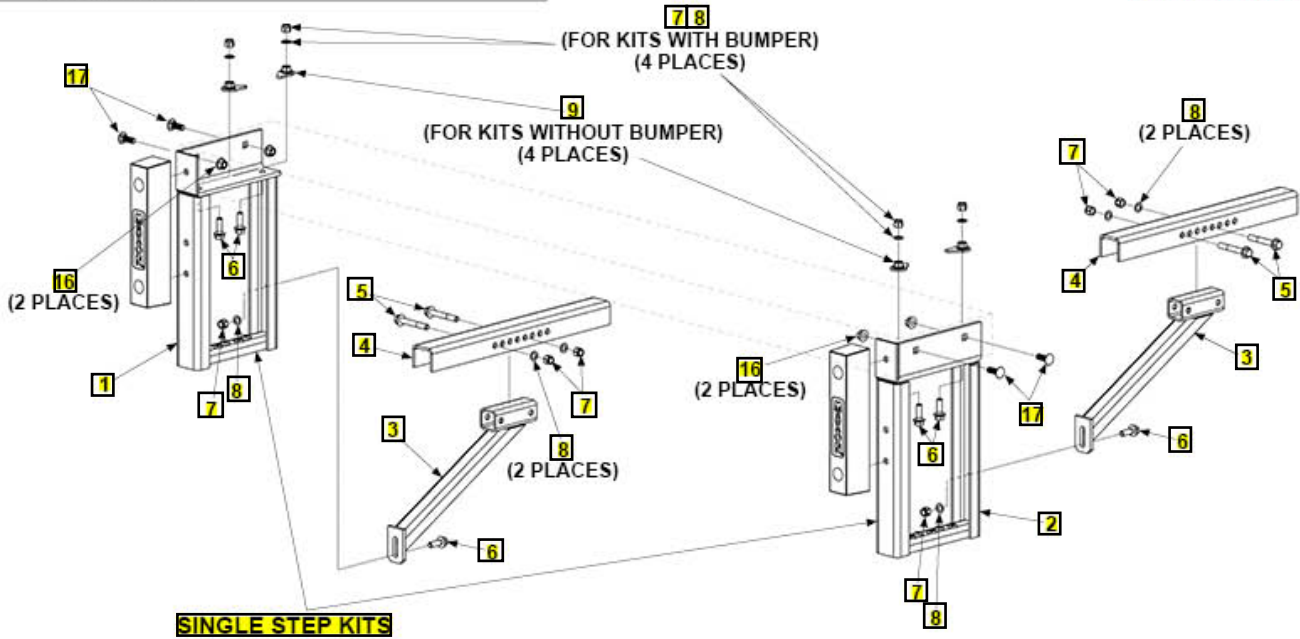
Pos	SKU	Description	Qty	Remark
22	901023	FLANGE LOCK NUT	4	
23	900820-01	CARRIAGE BOLT SQUARE NECK 1/2"-13	4	

---

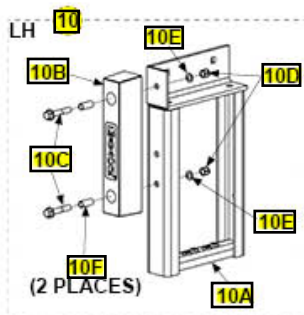
**SINGLE STEP KITS**

NOTE: Single step shown are only compatible with bolt-on extension plates.

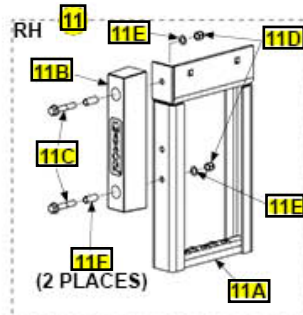
LAST UPDATED  
JAN 2018 to present



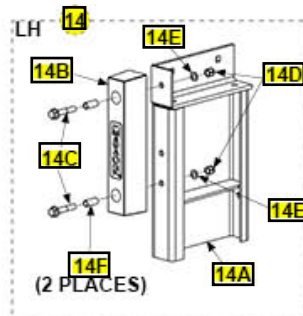
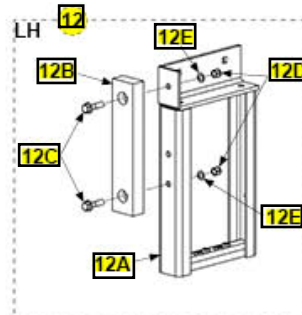
**SINGLE STEP KITS**



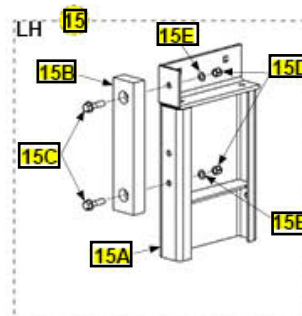
SINGLE STEP ASSEMBLY WITH RUBBER BUMPER



SINGLE STEP ASSEMBLY WITH PLASTIC BUMPER



SINGLE NO STEP ASSEMBLY WITH BUMPER



Pos	SKU	Description	Qty	Remark
REF	288705-11	KIT, SNGL STEPS, 14" RBR BMPR	1	
REF	288705-11G	KIT, SNGL STEPS, 14" RBR BMPR, G	1	
REF	288705-12	KIT, SNGL STEPS, 13.5" PE BMPR	1	
REF	288705-12G	KIT, SNGL STEPS, 13.5" PE BMPR, G	1	
REF	288705-13	KIT, SNGL STEPS, SS NO/STPS, 14" RBR BMPRS	1	
REF	288705-13G	KIT, SNGL STEPS, SS NO/STPS, 14" RBR BMPRS,G	1	
REF	288705-14	KIT, SNGL STEPS, SS NO/STPS, 13.5" PE BMPRS	1	
REF	288705-14G	KIT, SNGL STEPS, SS NO/STPS, 13.5" PE BMPRS,G	1	
REF	288705-15	KIT, SNGL STEPS NO BMPRS	1	
REF	288705-15G	KIT, SNGL STEPS NO BMPRS, G	1	
REF	288705-16	KIT, SNGL STEPS, SS NO/STPS, NO BMPRS	1	
REF	288705-16G	KIT, SNGL STEPS, SS NO/STPS, NO BMPRS,G	1	
1	288675-11	SINGLE STEP WLDMT,LH	1	
1	288675-11G	SINGLE STEP WLDMT, LH, G	1	
1	288675-13	CHANNEL WLDMT 21" LG, NO STEPS, LH	1	
1	288675-13G	CHANNEL WLDMT 21" LG, NO STEPS, LH, G	1	
2	288675-12	SINGLE STEP WLDMT, RH	1	
2	288675-12G	SINGLE STEP WLDMT, RH, G	1	
3	288688-01	SUPPORT WLDMT, STEPS	2	
3	288688-01G	SUPPORT WLDMT, STEPS, GAL	2	
4	288419-01	CHANNEL, STEP MOUNT	2	
5	901024-10	BOLT HEX FRAME .5-13X3.5"LG	4	

Pos	SKU	Description	Qty	Remark
6	901024-5	BOLT HEX FRAME .5-13 X 1.50" LG	6	
7	901010	NUT, NYLON LOCK 1/2-13 ZC	10	
8	902000-14	WASHER, FLAT .500X.063 THK	10	
9	283700-01	TEAR DROP WLDMT	4	
10	288690-11	SINGLE STEP ASSY, LH, 14"RBR BMPR	1	
10	288690-11G	SINGLE STEP ASSY, LH, 14"RBR BMPR,G	1	
10A	288675-11	SINGLE STEP WLDMT,LH	1	
10A	288675-11G	SINGLE STEP WLDMT, LH, G	1	
10B	905344-02	BUMPER, RUBBER, BLK, 2.5X3X14	1	
10C	901024-9	BOLT HEX FRAME .5-13 X 2.75"LG	2	
10D	901010	NUT, NYLON LOCK 1/2-13 ZC	2	
10E	902000-14	WASHER, FLAT .500X.063 THK	2	
10F	092036-10	RD MECH TUBE.625ODX.058WX1.44L	2	
11	288690-12	SINGLE STEP ASSY, RH, 14"RBR BMPR	1	
11	288690-12G	SINGLE STEP ASSY, RH, 14"RBR BMPR,G	1	
11A	288675-12	SINGLE STEP WLDMT, RH	1	
11A	288675-12G	SINGLE STEP WLDMT, RH, G	1	
11B	905344-02	BUMPER, RUBBER, BLK, 2.5X3X14	1	
11C	901024-9	BOLT HEX FRAME .5-13 X 2.75"LG	2	
11D	901010	NUT, NYLON LOCK 1/2-13 ZC	2	
11E	902000-14	WASHER, FLAT .500X.063 THK	2	
11F	092036-10	RD MECH TUBE.625ODX.058WX1.44L	2	
12	288690-13	SINGLE STEP ASSY, LH, 13.5"PE BMPR	1	

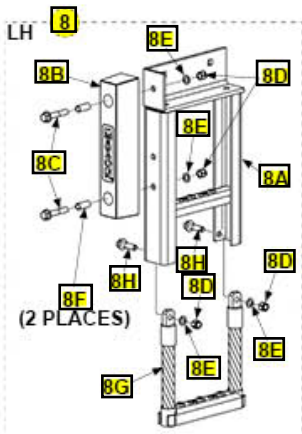
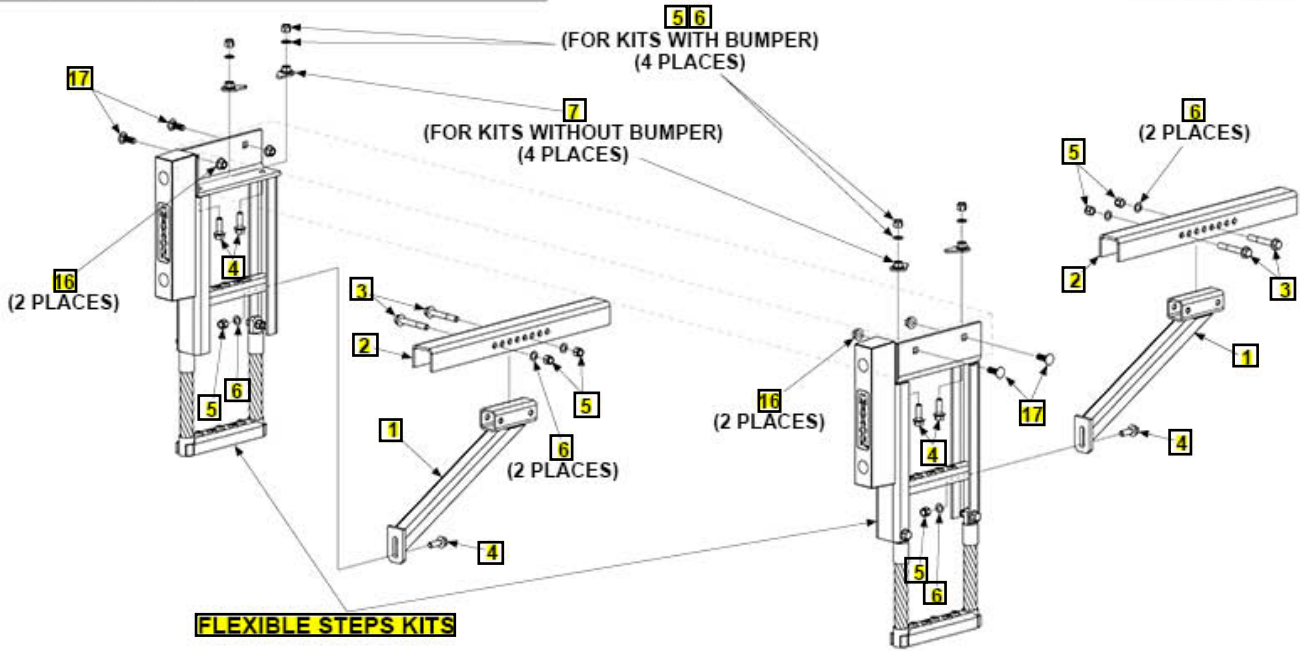
Pos	SKU	Description	Qty	Remark
12	288690-13G	SINGLE STEP ASSY, LH, 13.5"PE BMPR,G	1	
12A	288675-11	SINGLE STEP WLDMT,LH	1	
12A	288675-11G	SINGLE STEP WLDMT, LH, G	1	
12B	905386-01	BUMPER PLASTIC, 1.5 X 2.85 X 13.5 LG	1	
12C	901024-7	BOLT HEX FRAME .5-13 X 2.00"LG	2	
12D	901010	NUT, NYLON LOCK 1/2-13 ZC	2	
12E	902000-14	WASHER, FLAT .500X.063 THK	2	
13	288690-14	SINGLE STEP ASSY, RH, 13.5"PE BMPR	1	
13	288690-14G	SINGLE STEP ASSY, RH, 13.5"PE BMPR,G	1	
13A	288675-12	SINGLE STEP WLDMT, RH	1	
13A	288675-12G	SINGLE STEP WLDMT, RH, G	1	
13B	905386-01	BUMPER PLASTIC, 1.5 X 2.85 X 13.5 LG	1	
13C	901024-7	BOLT HEX FRAME .5-13 X 2.00"LG	2	
13D	901010	NUT, NYLON LOCK 1/2-13 ZC	2	
13E	902000-14	WASHER, FLAT .500X.063 THK	2	
14	288690-15	SINGLE NO STEP ASSY, LH, 14"RBR BMPR	1	
14	288690-15G	SINGLE NO STEP ASSY, LH, 14"RBR BMPR,G	1	
14A	288675-13	CHANNEL WLDMT 21" LG, NO STEPS, LH	1	
14A	288675-13G	CHANNEL WLDMT 21" LG, NO STEPS, LH, G	1	
14B	905344-02	BUMPER, RUBBER, BLK, 2.5X3X14	1	
14C	901024-9	BOLT HEX FRAME .5-13 X 2.75"LG	2	
14D	901010	NUT, NYLON LOCK 1/2-13 ZC	2	

Pos	SKU	Description	Qty	Remark
14E	902000-14	WASHER, FLAT .500X.063 THK	2	
14F	092036-10	RD MECH TUBE.625ODX.058WX1.44L	2	
15	288690-16	SINGLE NO STEP ASSY, LH, 13.5"PE BMPR	1	
15	288690-16G	SINGLE NO STEP ASSY, LH, 13.5"PE BMPR,G	1	
15A	288675-13	CHANNEL WLDMT 21" LG, NO STEPS, LH	1	
15A	288675-13G	CHANNEL WLDMT 21" LG, NO STEPS, LH, G	1	
15B	905386-01	BUMPER PLASTIC, 1.5 X 2.85 X 13.5 LG	1	
15C	901024-7	BOLT HEX FRAME .5-13 X 2.00"LG	2	
15D	901010	NUT, NYLON LOCK 1/2-13 ZC	2	
15E	902000-14	WASHER, FLAT .500X.063 THK	2	
16	901023	FLANGE LOCK NUT	4	
17	900820-01	CARRIAGE BOLT SQUARE NECK 1/2"-13	4	

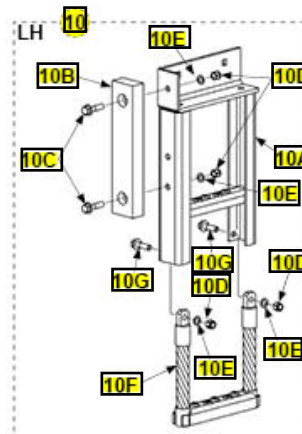
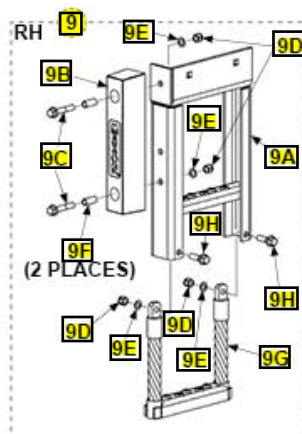
**FLEXIBLE STEPS KITS**

NOTE: Dual steps shown are only compatible with bolt-on extension plates.

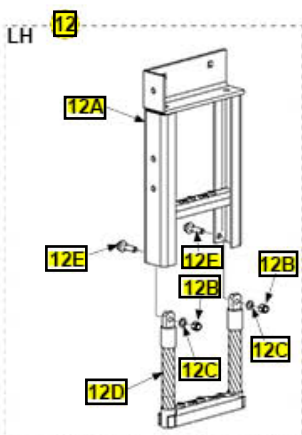
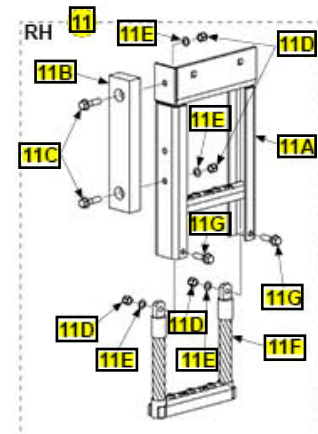
LAST UPDATED  
JAN 2018 to present



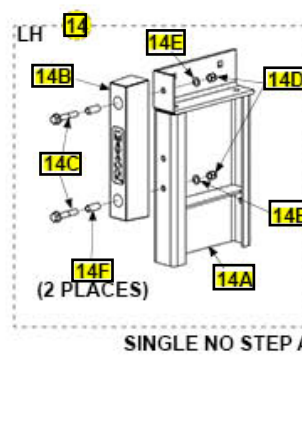
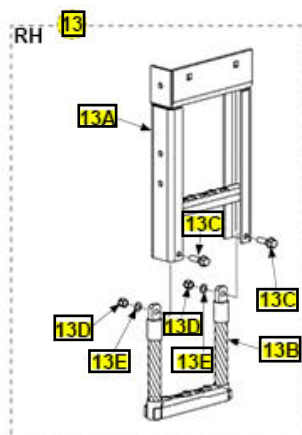
FLEXIBLE STEP ASSEMBLY WITH RUBBER BUMPER



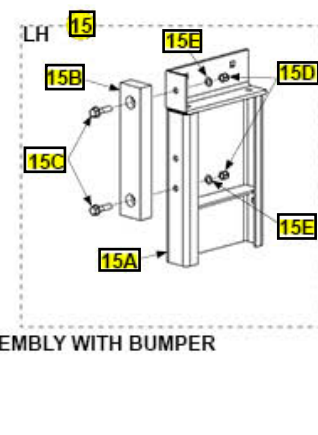
FLEXIBLE STEP ASSEMBLY WITH PLASTIC BUMPER



FLEXIBLE STEP ASSEMBLY WITH NO RUBBER BUMPER



SINGLE NO STEP ASSEMBLY WITH BUMPER



Pos	SKU	Description	Qty	Remark
REF	288705-21	KIT, DUAL FLX STEPS, 14" RBR BMPR	1	
REF	288705-21G	KIT, DUAL FLX STEPS, 14" RBR BMPR, G	1	
REF	288705-22	KIT, DUAL FLX STEPS, 13.5" PE BMPR	1	
REF	288705-22G	KIT, DUAL FLX STEPS, 13.5" PE BMPR, G	1	
REF	288705-23	KIT, DUAL FLX STEPS, SS NO/STPS, 14" RBR BMPRS	1	
REF	288705-23G	KIT, DUAL FLX STEPS, SS NO/STPS, 14" RBR BMPRS,G	1	
REF	288705-24	KIT, DUAL FLX STEPS, SS NO/STPS, 13.5" PE BMPRS	1	
REF	288705-24G	KIT, DUAL FLX STEPS, SS NO/STPS, 13.5" PE BMPRS,G	1	
REF	288705-25	KIT, DUAL FLX STEPS NO BMPRS	1	
REF	288705-25G	KIT, DUAL FLX STEPS NO BMPRS, G	1	
REF	288705-26	KIT, DUAL FLX STEPS, SS NO/STPS, NO BMPRS	1	
REF	288705-26G	KIT, DUAL FLX STEPS, SS NO/STPS, NO BMPRS,G	1	
1	288688-01	SUPPORT WLDMT, STEPS	2	
1	288688-01G	SUPPORT WLDMT, STEPS, GAL	2	
2	288419-01	CHANNEL, STEP MOUNT	2	
3	901024-10	BOLT HEX FRAME .5-13X3.5"LG	4	
4	901024-5	BOLT HEX FRAME .5-13 X 1.50" LG	6	
5	901010	NUT, NYLON LOCK 1/2-13 ZC	10	
6	902000-14	WASHER, FLAT .500X.063 THK	10	
7	283700-01	TEAR DROP WLDMT	4	
8	288690-21	DUAL STEP ASSY, FLEX, LH, 14"RBR BMPR	1	

Pos	SKU	Description	Qty	Remark
8	288690-21G	DUAL STEP ASSY, FLEX, LH, 14"RBR BMPR,G	1	
8A	288675-21	DUAL STEP WLDMT, FLEX, LH	1	
8A	288675-21G	DUAL STEP WLDMT, FLEX, LH, G	1	
8B	905344-02	BUMPER, RUBBER, BLK, 2.5X3X14	1	
8C	901024-9	BOLT HEX FRAME .5-13 X 2.75"LG	2	
8D	901010	NUT, NYLON LOCK 1/2-13 ZC	4	
8E	902000-14	WASHER, FLAT .500X.063 THK	4	
8F	092036-10	RD MECH TUBE.625ODX.058WX1.44L	2	
8G	288680-01	STEP WLDMT, FLEXIBLE, LOWER	1	
8H	901024-2	BOLT HEX FRAME .5-13 X 1.75"LG	2	
9	288690-22	DUAL STEP ASSY, FLEX, RH, 14"RBR BMPR	1	
9	288690-22G	DUAL STEP ASSY, FLEX, RH, 14"RBR BMPR,G	1	
9A	288675-22	DUAL STEP WLDMT, FLEX, RH	1	
9A	288675-22G	DUAL STEP WLDMT, FLEX, RH, G	1	
9B	905344-02	BUMPER, RUBBER, BLK, 2.5X3X14	1	
9C	901024-9	BOLT HEX FRAME .5-13 X 2.75"LG	2	
9D	901010	NUT, NYLON LOCK 1/2-13 ZC	4	
9E	902000-14	WASHER, FLAT .500X.063 THK	4	
9F	092036-10	RD MECH TUBE.625ODX.058WX1.44L	2	
9G	288680-01	STEP WLDMT, FLEXIBLE, LOWER	1	

Pos	SKU	Description	Qty	Remark
9H	901024-2	BOLT HEX FRAME .5-13 X 1.75"LG	2	
10	288690-23	DUAL STEP ASSY, FLEX, LH, 13.5"PE BMPR	1	
10	288690-23G	DUAL STEP ASSY, FLEX, LH, 13.5"PE BMPR,G	1	
10A	288675-21	DUAL STEP WLDMT, FLEX, LH	1	
10A	288675-21G	DUAL STEP WLDMT, FLEX, LH, G	1	
10B	905386-01	BUMPER PLASTIC, 1.5 X 2.85 X 13.5 LG	1	
10C	901024-7	BOLT HEX FRAME .5-13 X 2.00"LG	2	
10D	901010	NUT, NYLON LOCK 1/2-13 ZC	4	
10E	902000-14	WASHER, FLAT .500X.063 THK	4	
10F	288680-01	STEP WLDMT, FLEXIBLE, LOWER	1	
10G	901024-2	BOLT HEX FRAME .5-13 X 1.75"LG	2	
11	288690-24	DUAL STEP ASSY, FLEX, RH, 13.5"PE BMPR	1	
11	288690-24G	DUAL STEP ASSY, FLEX, RH, 13.5"PE BMPR,G	1	
11A	288675-22	DUAL STEP WLDMT, FLEX, RH	1	
11A	288675-22G	DUAL STEP WLDMT, FLEX, RH, G	1	
11B	905386-01	BUMPER PLASTIC, 1.5 X 2.85 X 13.5 LG	1	
11C	901024-7	BOLT HEX FRAME .5-13 X 2.00"LG	2	
11D	901010	NUT, NYLON LOCK 1/2-13 ZC	4	
11E	902000-14	WASHER, FLAT .500X.063 THK	4	
11F	288680-01	STEP WLDMT, FLEXIBLE, LOWER	1	

Pos	SKU	Description	Qty	Remark
11G	901024-2	BOLT HEX FRAME .5-13 X 1.75"LG	2	
12	288690-27	DUAL STEP ASSY, FLEX,LH, NO BMPR	1	
12	288690-27G	DUAL STEP ASSY, FLEX,LH, NO BMPR, G	1	
12A	288675-21	DUAL STEP WLDMT, FLEX, LH	1	
12A	288675-21G	DUAL STEP WLDMT, FLEX, LH, G	1	
12B	901010	NUT, NYLON LOCK 1/2-13 ZC	2	
12C	902000-14	WASHER, FLAT .500X.063 THK	2	
12D	288680-01	STEP WLDMT, FLEXIBLE, LOWER	1	
12E	901024-2	BOLT HEX FRAME .5-13 X 1.75"LG	2	
13	288690-28	DUAL STEP ASSY, FLEX,RH, NO BMPR	1	
13	288690-28G	DUAL STEP ASSY, FLEX,RH, NO BMPR, G	1	
13A	288675-22	DUAL STEP WLDMT, FLEX, RH	1	
13A	288675-22G	DUAL STEP WLDMT, FLEX, RH, G	1	
13B	288680-01	STEP WLDMT, FLEXIBLE, LOWER	1	
13C	901024-2	BOLT HEX FRAME .5-13 X 1.75"LG	2	
13D	901010	NUT, NYLON LOCK 1/2-13 ZC	4	
13E	902000-14	WASHER, FLAT .500X.063 THK	4	
14	288690-15	SINGLE NO STEP ASSY, LH, 14"RBR BMPR	1	
14	288690-15G	SINGLE NO STEP ASSY, LH, 14"RBR BMPR,G	1	
14A	288675-13	CHANNEL WLDMT 21" LG, NO STEPS, LH	1	

Pos	SKU	Description	Qty	Remark
14A	288675-13G	CHANNEL WLDMT 21" LG, NO STEPS, LH, G	1	
14B	905344-02	BUMPER, RUBBER, BLK, 2.5X3X14	1	
14C	901024-9	BOLT HEX FRAME .5-13 X 2.75"LG	2	
14D	901010	NUT, NYLON LOCK 1/2-13 ZC	2	
14E	902000-14	WASHER, FLAT .500X.063 THK	2	
14F	092036-10	RD MECH TUBE.625ODX.058WX1.44L	2	
15	288690-16	SINGLE NO STEP ASSY, LH, 13.5"PE BMPR	1	
15	288690-16G	SINGLE NO STEP ASSY, LH, 13.5"PE BMPR,G	1	
15A	288675-13	CHANNEL WLDMT 21" LG, NO STEPS, LH	1	
15A	288675-13G	CHANNEL WLDMT 21" LG, NO STEPS, LH, G	1	
15B	905386-01	BUMPER PLASTIC, 1.5 X 2.85 X 13.5 LG	1	
15C	901024-7	BOLT HEX FRAME .5-13 X 2.00"LG	2	
15D	901010	NUT, NYLON LOCK 1/2-13 ZC	2	
15E	902000-14	WASHER, FLAT .500X.063 THK	2	
16	901023	FLANGE LOCK NUT	4	
17	900820-01	CARRIAGE BOLT SQUARE NECK 1/2"-13	4	