
TE-16-35 TE-25/30

Table of Contents

Book Page	Page Number
Final Assembly	3
Final Assembly 2021 07	5
Main Assembly P STS	7
Main Assembly P STS PB	9
Main Assembly G STS	11
Main Assembly G STS PB	14
Main Assembly P DTS	16
Main Assembly P DTS PB	19
Main Assembly G DTS	21
Main Assembly G DTS PB	24
Platform Flipover	26
Platform Flipover NTB Steel	27
Platform Flipover NTB Steel 2025 10	29
Platform Flipover TB Steel	31
Platform Flipover TB Steel 2025 10	33
Platform Steel Flipover Aluminum 2021 06	35
Platform Steel	38
Platform Steel 2025 10	40
Platform Flipover Aluminum	42
Platform Flipover Aluminum 2025 10	44
Platform Flipover Aluminum 2021 07	46
Platform Aluminum	48
Platform Aluminum 2025 10	50
Platform Aluminum 2021 07	52

Flipover SCS 2024 03	54
Flipover SCS 2021 07	56
Flipover DCS	58
Flipover DCS 2021 07	60
Hydraulic Systems GD	62
Hydraulic Systems PD	64
Pump Assembly 12V GD	66
Pump Assembly 24V GD	69
Pump Assembly PD	72
12 VDC GD	75
24 VDC GD	77
12 VDC PD	79
Control Switch and Power Cable	81
Decals	83
Dual Steps Kits	85
Single Step Kits	94
Flexible Steps Kits	99
Optional Battery Box Electrical Components	105
Optional Battery Box Assembly	107
Optional Battery Box Assembly 2023 04	109
Optional Battery Box	111

TE-25/30 FINAL ASSEMBLY

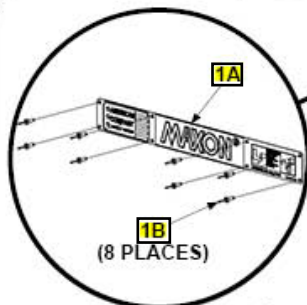
LAST UPDATED
AUG 2021 to present

STEP KITS

- DUAL
- SINGLE
- FLEXIBLE

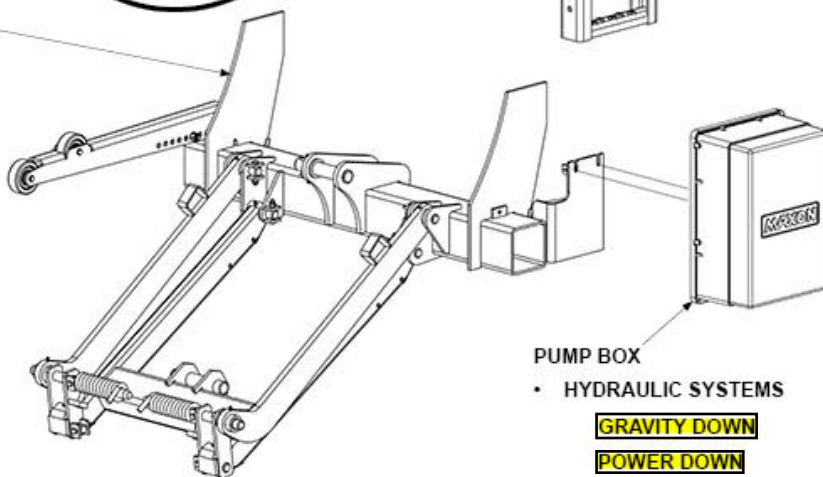
EXTENSION PLATE ASSEMBLY

- BOLT ON
- WELD ON



MAIN ASSEMBLY

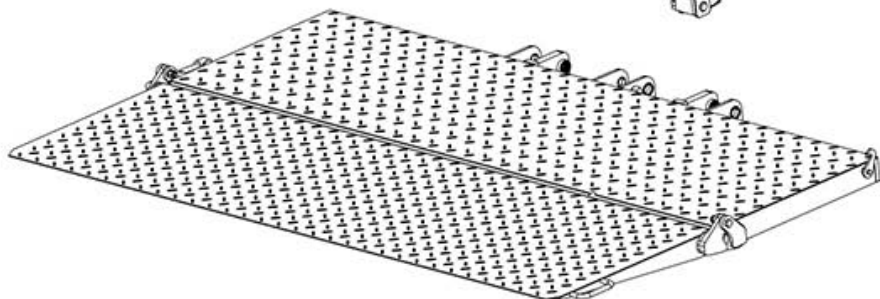
- PAINTED
 - WITH SINGLE TORSION SPRING
 - WITH DUAL TORSION SPRINGS
- GALVANIZED
 - WITH SINGLE TORSION SPRING
 - WITH DUAL TORSION SPRINGS



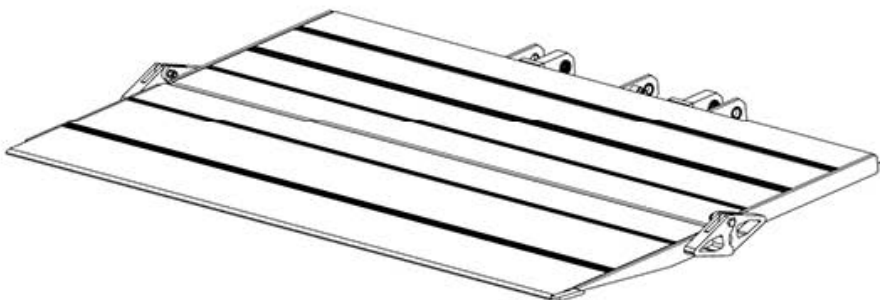
PUMP BOX

- HYDRAULIC SYSTEMS
 - GRAVITY DOWN
 - POWER DOWN
- PUMP COVER AND MOUNTING PLATE ASSEMBLY
 - GRAVITY DOWN 12V
 - GRAVITY DOWN 24V
 - POWER DOWN

STEEL PLATFORM AND FLIPOVER ASSEMBLY



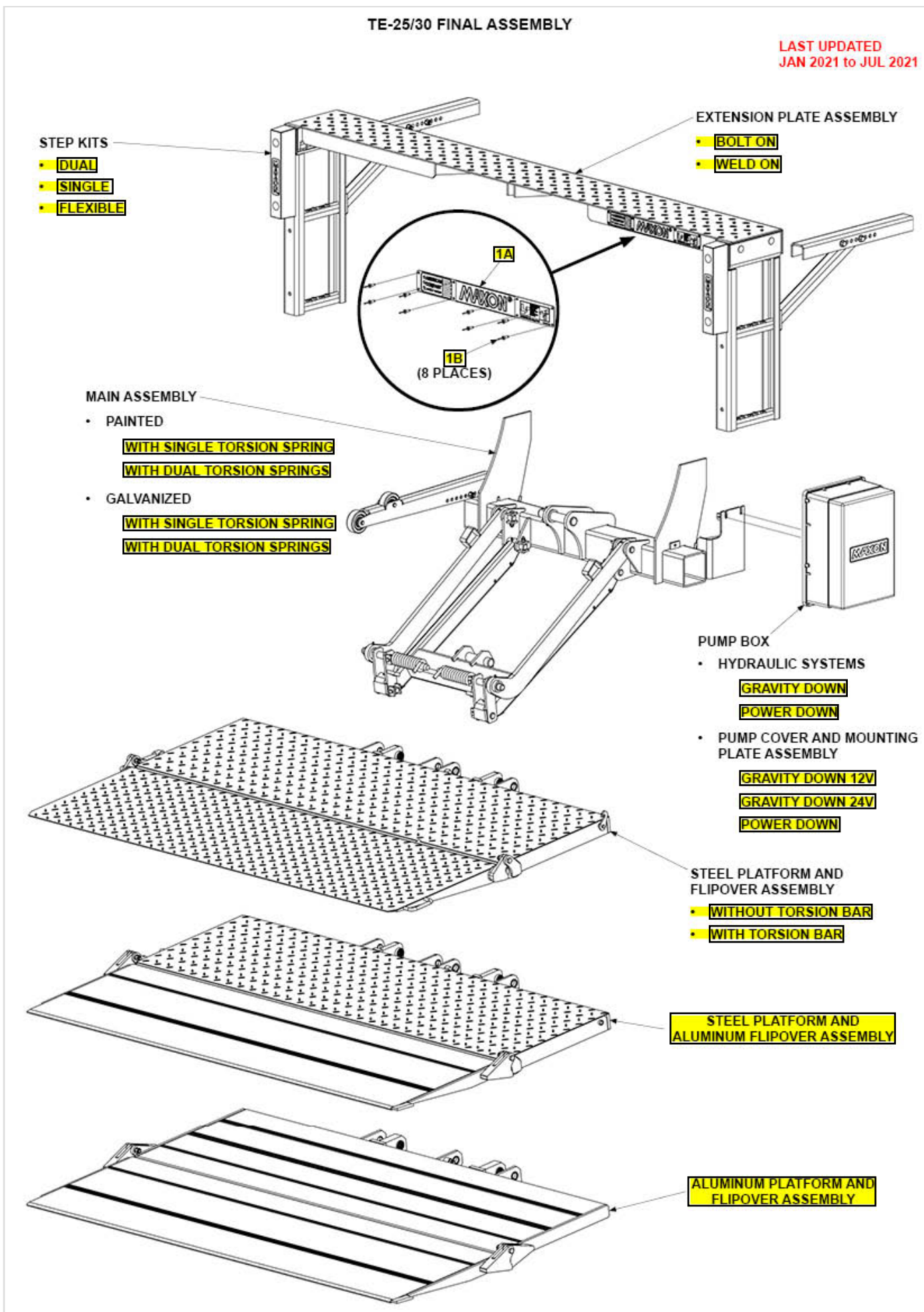
ALUMINUM PLATFORM AND FLIPOVER ASSEMBLY



Pos	SKU	Description	Qty	Remark
1 Bolt	299245-01	EXT PL ASSY,STD TUKS,96IN,BOLT ON	1	
1 Bolt	299245-01G	EXT PL ASSY,STD TUKS,96IN, BOLT ON,G	1	
1 Bolt	299245-02	EXT PL ASSY,STD TUKS,102IN, BOLT ON	1	
1 Bolt	299245-02G	EXT PL ASSY,STD TUKS,102IN, BOLT ON,G	1	
1 Weld	299235-01	EXT PL ASSY,STD TUKS,96IN,WELD ON	1	
1 Weld	299235-02	EXT PL ASSY,STD TUKS,102IN,WELD ON	1	
1A	280004-01	PLATE, MAXON NAME & DECALS	1	
1B	904005-2	RIVET,BLIND SSTL DOME.187X.565	8	

TE-25/30 FINAL ASSEMBLY

LAST UPDATED
JAN 2021 to JUL 2021



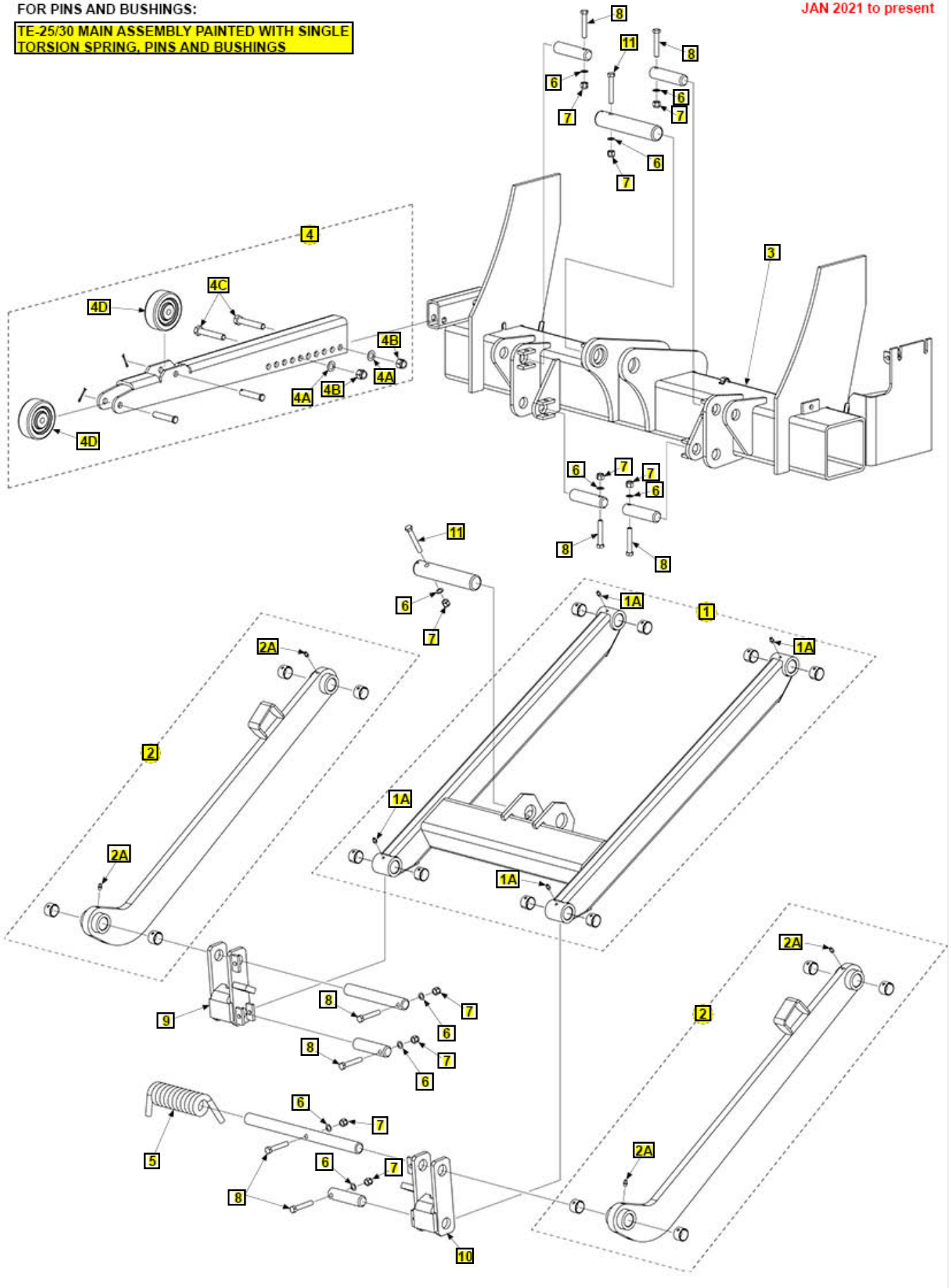
Pos	SKU	Description	Qty	Remark
1 Bolt	299245-01	EXT PL ASSY,STD TUKS,96IN,BOLT ON	1	
1 Bolt	299245-01G	EXT PL ASSY,STD TUKS,96IN, BOLT ON,G	1	
1 Bolt	299245-02	EXT PL ASSY,STD TUKS,102IN, BOLT ON	1	
1 Bolt	299245-02G	EXT PL ASSY,STD TUKS,102IN, BOLT ON,G	1	
1 Weld	299235-01	EXT PL ASSY,STD TUKS,96IN,WELD ON	1	
1 Weld	299235-02	EXT PL ASSY,STD TUKS,102IN,WELD ON	1	
1A	280004-01	PLATE, MAXON NAME & DECALS	1	
1B	904005-2	RIVET,BLIND SSTL DOME.187X.565	8	

TE-25/30 MAIN ASSEMBLY PAINTED WITH SINGLE TORSION SPRING

FOR PINS AND BUSHINGS:

TE-25/30 MAIN ASSEMBLY PAINTED WITH SINGLE TORSION SPRING, PINS AND BUSHINGS

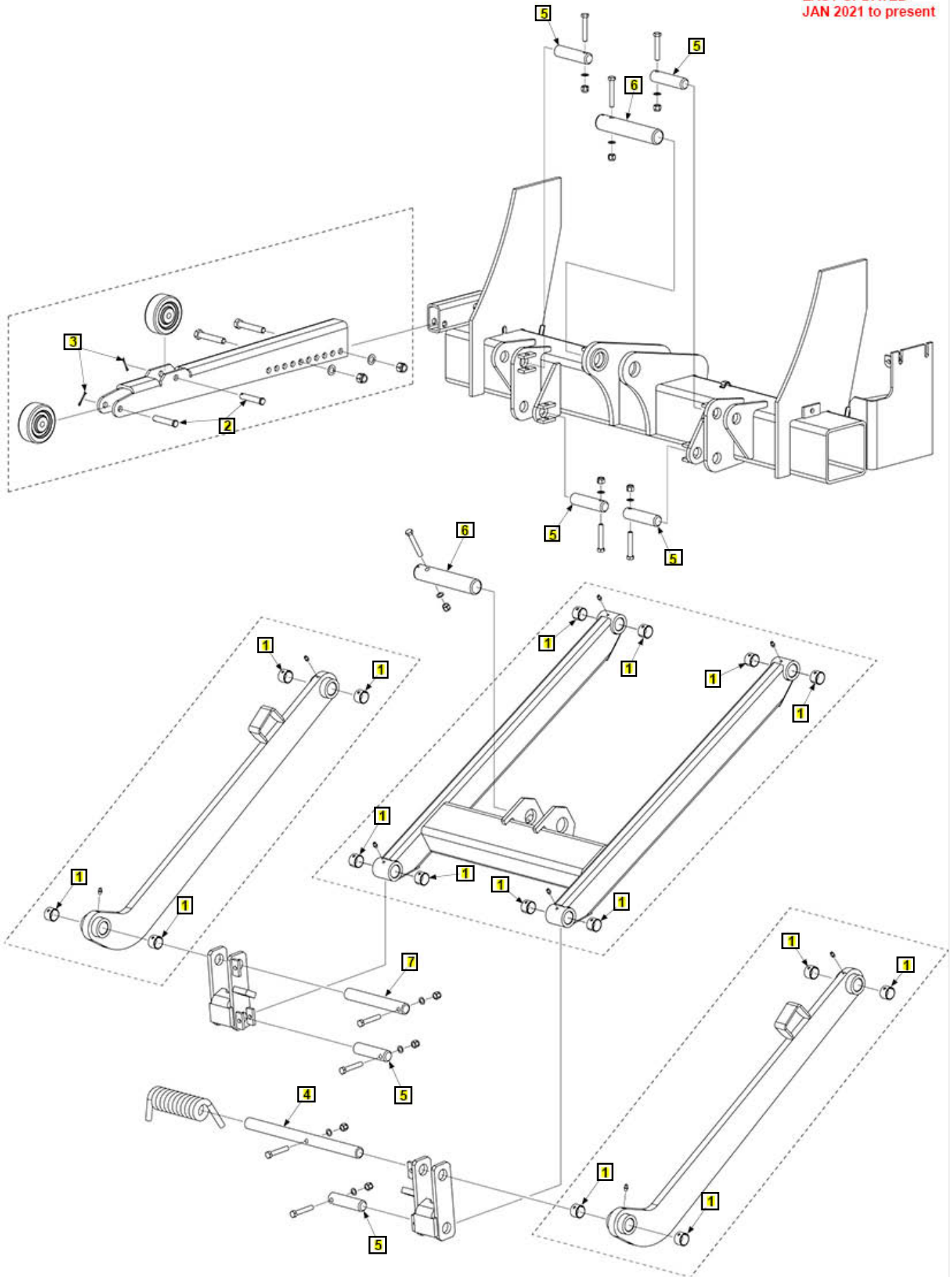
LAST UPDATED
JAN 2021 to present



Pos	SKU	Description	Qty	Remark
1	298073-01	LIFT FRAME ASSY	1	
1A	224342	FITTING, GREASE 1/4"SELF DRILL	4	
2	286007-01	PARALLEL ARM ASSY	2	
2A	224342	FITTING, GREASE 1/4"SELF DRILL	4	
3	210359-01	M/F ASSY,WELD ON PAINTED MNT PL'S	1	
4	287060-01	KIT, OPENER, TUK-A-WAY	1	
4A	902000-13	WASHER, FLAT .500 .032 THK	2	
4B	901010	NUT, NYLON LOCK 1/2-13 ZC	2	
4C	900035-9	SCREW,CAP HXHD.5-13UNC-2A 3.00	2	
4D	280082-01	ROLLER, OPENER,3.5 X 1.25 X .5	2	
5	286038-01	TORSION SPRING	1	
6	902000-9	WASHER, FLAT.375X.032 THK	10	
7	901002	NUT, NYLON 3/8-16 ZINC	10	
8	900014-9	SCREW,HEX CAP.38-16X2.25,G8,ZC	8	
9	296872-09	SHACKLE WLDM'T,HB,LH,4.63,NO SPRG BRKT	1	
9	296872-10	SHACKLE WLDM'T,HB/LB,LH,5.00,NO SPRG BRKT	1	
10	230263-02	SHACKLE WLDMT,HB,RH,4.63	1	Nov 2025 & After
10	230263-04	SHACKLE WLDMT,LB/HB,RH,5.00	1	Nov 2025 & After
10	296872-02	SHACKLE WLDMT,HB,RH,4.63	1	Oct 2025 & Before
10	296872-04	SHACKLE WLDMT,HB/LB,RH,5.00	1	Oct 2025 & Before
11	900014-18	SCREW,HEX CAP.38-16X2.75,G8,ZC	2	

TE-25/30 MAIN ASSEMBLY PAINTED WITH SINGLE TORSION SPRING, PINS AND BUSHINGS

LAST UPDATED
JAN 2021 to present



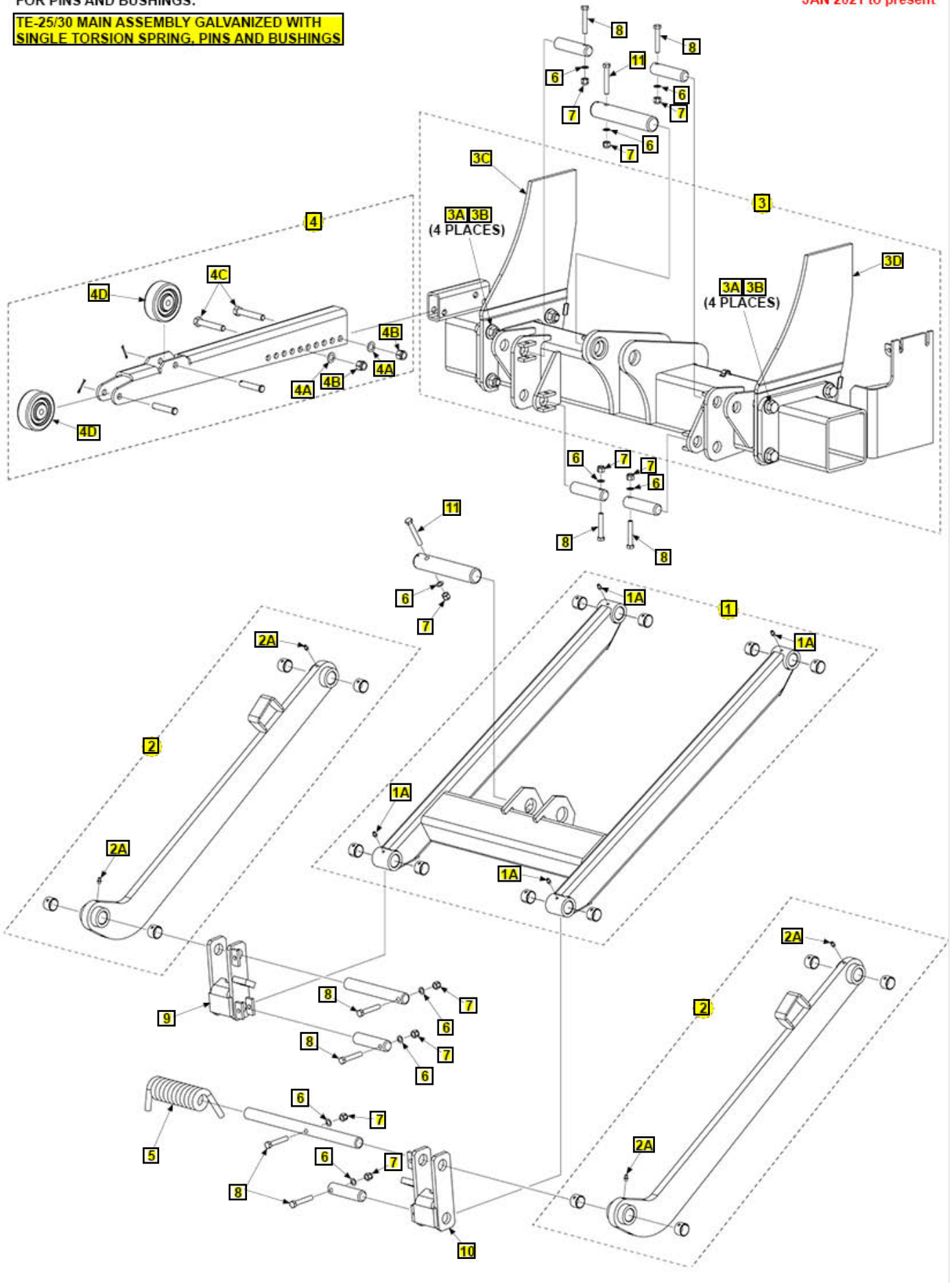
Pos	SKU	Description	Qty	Remark
1	260916-08	BEARING,SELF LUBE 1 DIA X.75IN	16	
2	905202-03	PIN CLEVIS, .500 DIA X 2.50	2	
3	030805	COTTER PIN 1/8 X 1"	2	
4	262981	PIN, 25MM DIA X 14.00 LG	1	
5	252686	PIN 1"DIA. 4.00"LG	6	
6	286074-01	PIN, CYLINDER	2	
7	260830	PIN 1"DIA X 7.25"LG	1	

TE-25/30 MAIN ASSEMBLY GALVANIZED WITH SINGLE TORSION SPRING

FOR PINS AND BUSHINGS:

TE-25/30 MAIN ASSEMBLY GALVANIZED WITH SINGLE TORSION SPRING, PINS AND BUSHINGS

LAST UPDATED
JAN 2021 to present

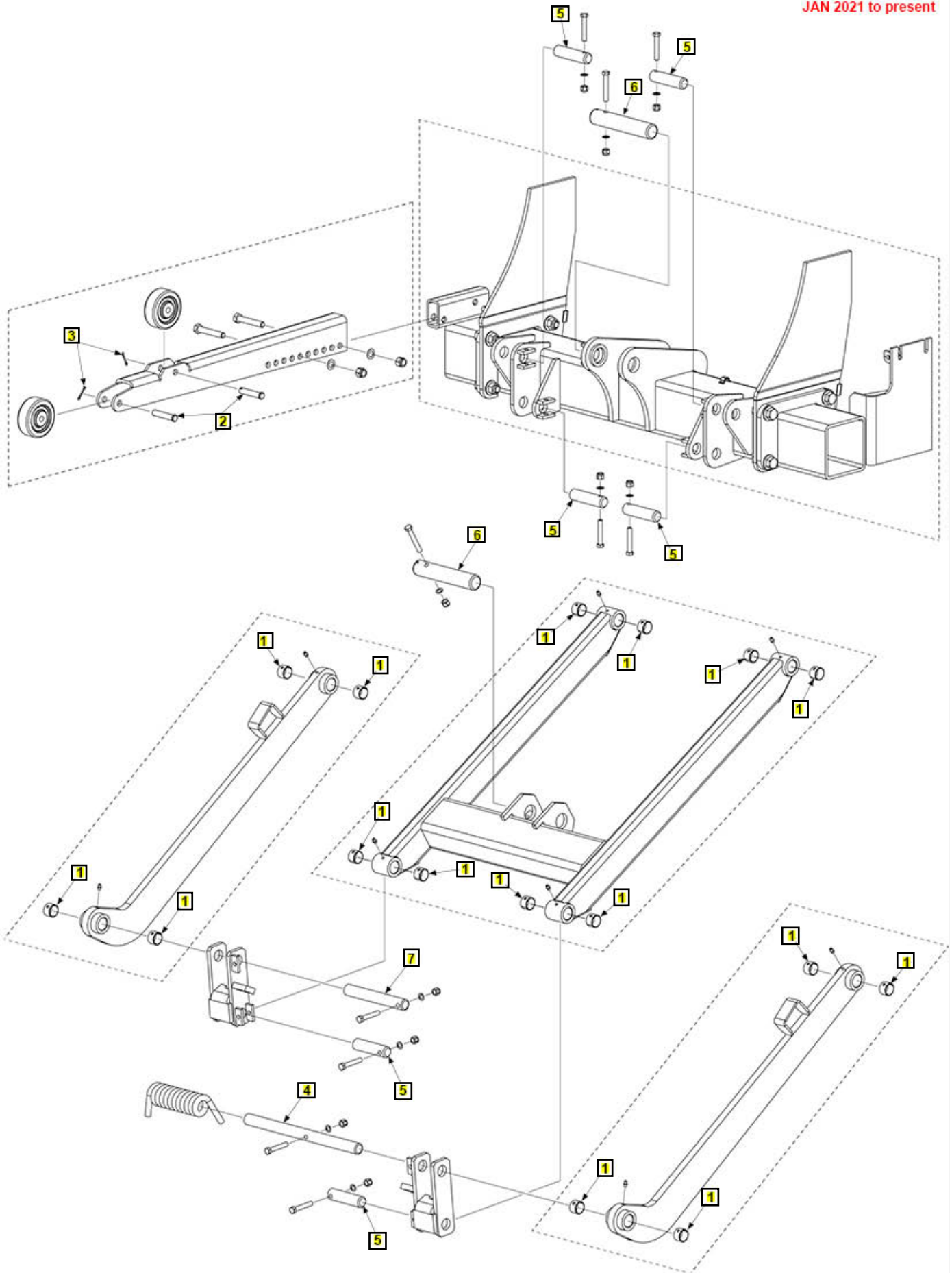


Pos	SKU	Description	Qty	Remark
1	298073-01G	LIFT FRAME ASSY, GAL	1	
1A	224342	FITTING, GREASE 1/4"SELF DRILL	4	
2	286007-01G	PARALLEL ARM ASSY,GAL	2	
2A	224342	FITTING, GREASE 1/4"SELF DRILL	4	
3	210358-01G	M/F ASSY,BOLTED 34.25 & 33.75 MNT,G	1	
3A	901023-04	FLANGE LOCK NUT,63-11,ZC	8	
3B	901615-03	BOLT HEX FLANGE .63-11X1.75"LG	8	
3C	298382-02	MOUNT PL. WLDMT, TE, .13 JOG	1	
3D	298382-01	MOUNT PL. WLDMT, TE, .13 JOG	1	
4	287060-01G	KIT, OPENER, TUK-A-WAY, GALV	1	
4A	902000-13	WASHER, FLAT .500 .032 THK	2	
4B	901010	NUT, NYLON LOCK 1/2-13 ZC	2	
4C	900035-9	SCREW,CAP HXHD.5-13UNC-2A 3.00	2	
4D	280082-01	ROLLER, OPENER,3.5 X 1.25 X .5	2	
5	286038-01	TORSION SPRING	1	
6	902000-9	WASHER, FLAT.375X.032 THK	10	
7	901002	NUT, NYLON 3/8-16 ZINC	10	
8	900014-9	SCREW,HEX CAP.38-16X2.25,G8,ZC	8	
9	296872-09G	SHACKLE WLDM'T,HB,LH,4.63,NO SPRG BRKT,G	1	
9	296872-10G	SHACKLE WLDM'T,HB/LB,LH,5.00,NO SPRG BRKT,G	1	
10	230263-02G	SHACKLE WLDMT,HB,RH,4.63,GAL	1	Nov 2025 & After

Pos	SKU	Description	Qty	Remark
10	230263-04G	SHACKLE WLDMT, LB/HB, RH, 5.00, GAL	1	Nov 2025 & After
10	296872-02G	SHACKLE WLDM'T, HB, RH, 4.63, G	1	Oct 2025 & Before
10	296872-04G	SHACKLE WLDM'T, HB/LB, RH, 5.00, G	1	Oct 2025 & Before
11	900014-18	SCREW, HEX CAP. 38-16X2.75, G8, ZC	2	

TE-25/30 MAIN ASSEMBLY GALVANIZED WITH SINGLE TORSION SPRING, PINS AND BUSHINGS

LAST UPDATED
JAN 2021 to present



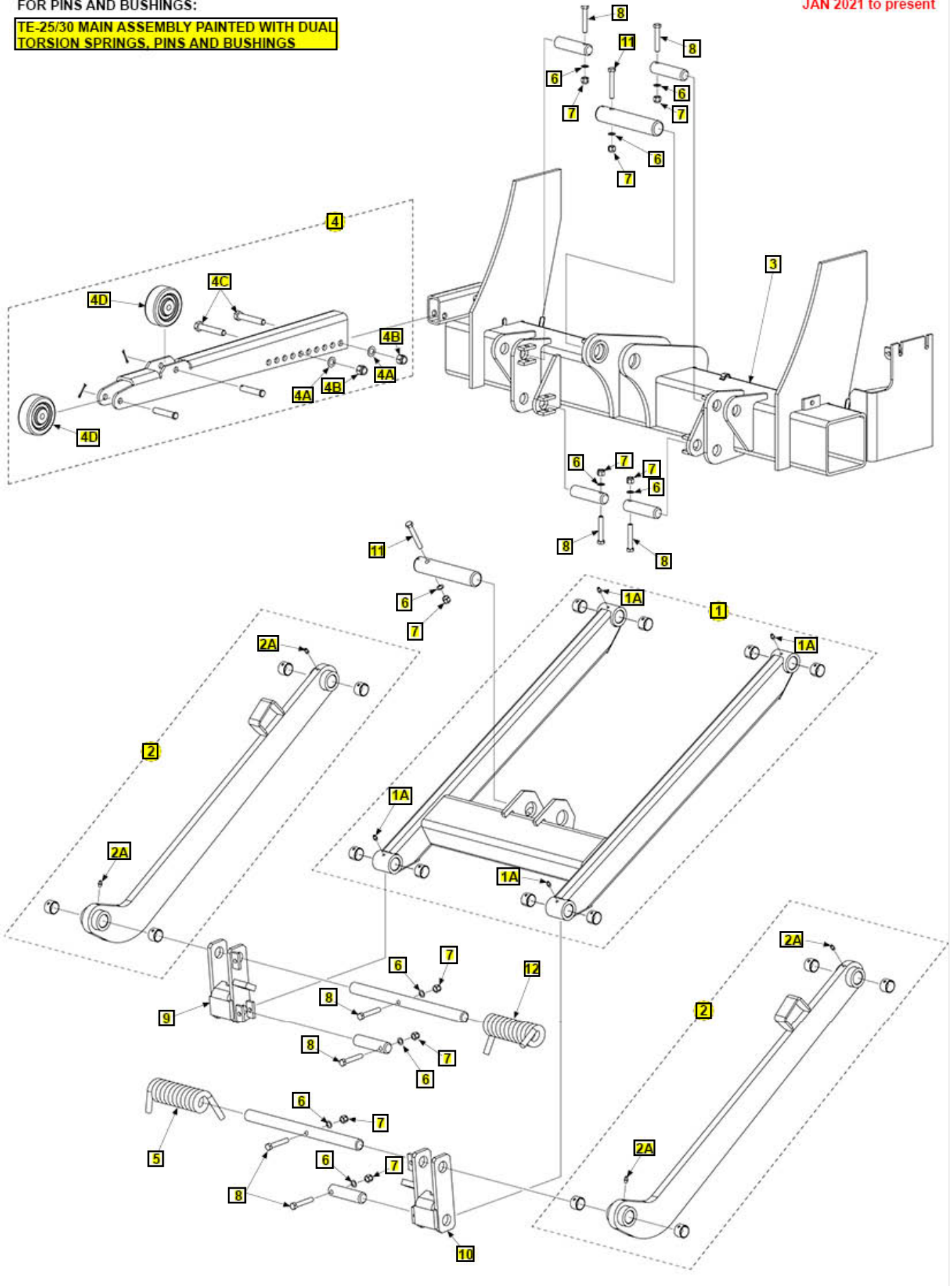
Pos	SKU	Description	Qty	Remark
1	260916-08	BEARING,SELF LUBE 1 DIAX.75IN	16	
2	905202-03	PIN CLEVIS, .500 DIA X 2.50	2	
3	030805	COTTER PIN 1/8 X 1"	2	
4	262981	PIN, 25MM DIA X 14.00 LG	1	
5	252686	PIN 1"DIA. 4.00"LG	6	
6	286074-01	PIN, CYLINDER	2	
7	260830	PIN 1"DIA X 7.25"LG	1	

TE-25/30 MAIN ASSEMBLY PAINTED WITH DUAL TORSION SPRINGS

FOR PINS AND BUSHINGS:

TE-25/30 MAIN ASSEMBLY PAINTED WITH DUAL TORSION SPRINGS, PINS AND BUSHINGS

LAST UPDATED
JAN 2021 to present

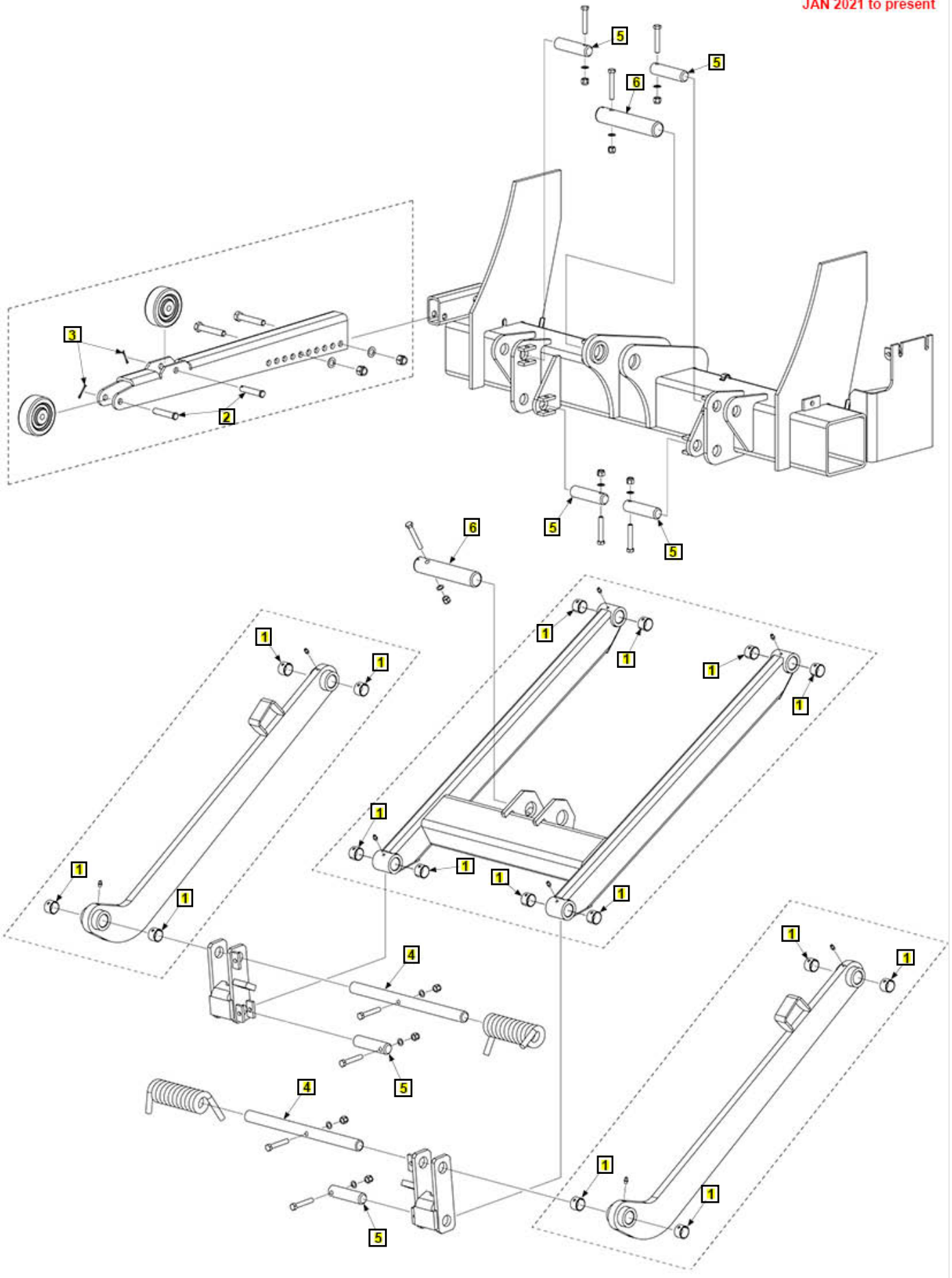


Pos	SKU	Description	Qty	Remark
1	298073-01	LIFT FRAME ASSY	1	
1A	224342	FITTING, GREASE 1/4"SELF DRILL	4	
2	286007-01	PARALLEL ARM ASSY	2	
2A	224342	FITTING, GREASE 1/4"SELF DRILL	4	
3	210359-01	M/F ASSY,WELD ON PAINTED MNT PL'S	1	
4	287060-01	KIT, OPENER, TUK-A-WAY	1	
4A	902000-13	WASHER, FLAT .500 .032 THK	2	
4B	901010	NUT, NYLON LOCK 1/2-13 ZC	2	
4C	900035-9	SCREW,CAP HXHD.5-13UNC-2A 3.00	2	
4D	280082-01	ROLLER, OPENER,3.5 X 1.25 X .5	2	
5	286038-01	TORSION SPRING	1	
6	902000-9	WASHER, FLAT.375X.032 THK	10	
7	901002	NUT, NYLON 3/8-16 ZINC	10	
8	900014-9	SCREW,HEX CAP.38-16X2.25,G8,ZC	8	
9	230263-01	SHACKLE WLDMT,HB,LH,4.63	1	Nov 2025 & After
9	230263-03	SHACKLE WLDMT,LB/HB,LH,5.00	1	Nov 2025 & After
9	230263-05	SHACKLE WLDMT,LB,LH,5.25	1	Nov 2025 & After
9	296872-01	SHACKLE WLDM'T,HB,LH,4.63	1	Oct 2025 & Before
9	296872-03	SHACKLE WLDM'T,HB/LB,LH,5.00	1	Oct 2025 & Before
9	296872-05	SHACKLE WLDM'T,LB,LH,5.25	1	Oct 2025 & Before
10	230263-02	SHACKLE WLDMT,HB,RH,4.63	1	Nov 2025 & After
10	230263-04	SHACKLE WLDMT,LB/HB,RH,5.00	1	Nov 2025 & After
10	230263-06	SHACKLE WLDMT,LB,RH,5.25	1	Nov 2025 & After
10	296872-02	SHACKLE WLDMT,HB,RH,4.63	1	Oct 2025 & Before

Pos	SKU	Description	Qty	Remark
10	296872-04	SHACKLE WLDMT,HB/LB,RH,5.00	1	Oct 2025 & Before
10	296872-06	SHACKLE WLDMT,LB,RH,5.25	1	Oct 2025 & Before
11	900014-18	SCREW,HEX CAP.38-16X2.75,G8,ZC	2	
12	286038-02	TORSION SPRING	1	

TE-25/30 MAIN ASSEMBLY PAINTED WITH DUAL TORSION SPRINGS, PINS AND BUSHINGS

LAST UPDATED
JAN 2021 to present



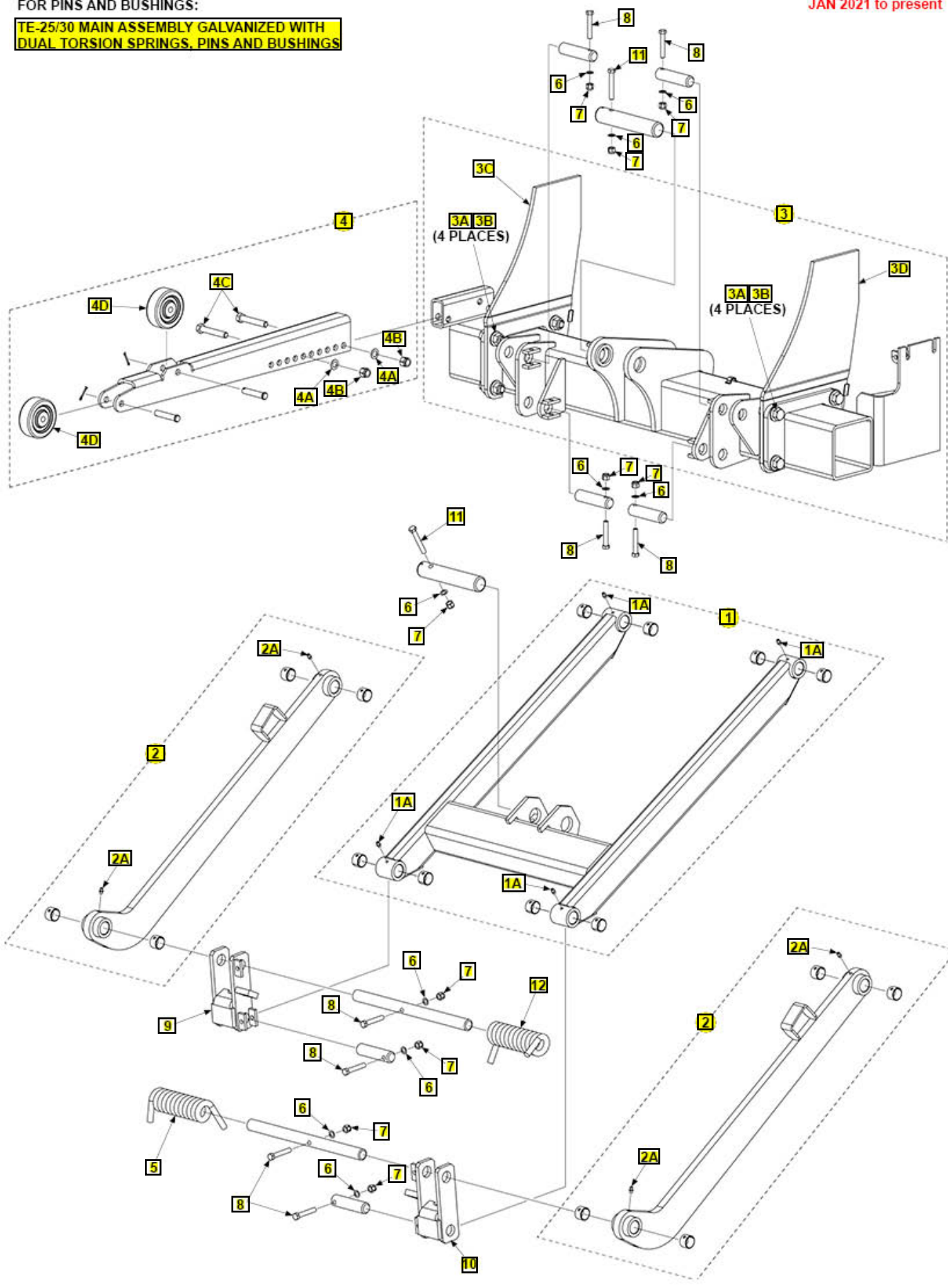
Pos	SKU	Description	Qty	Remark
1	260916-08	BEARING,SELF LUBE 1 DIA X.75IN	16	
2	905202-03	PIN CLEVIS, .500 DIA X 2.50	2	
3	030805	COTTER PIN 1/8 X 1"	2	
4	262981	PIN, 25MM DIA X 14.00 LG	2	
5	252686	PIN 1"DIA. 4.00"LG	6	
6	286074-01	PIN, CYLINDER	2	

TE-25/30 MAIN ASSEMBLY GALVANIZED WITH DUAL TORSION SPRINGS

FOR PINS AND BUSHINGS:

TE-25/30 MAIN ASSEMBLY GALVANIZED WITH DUAL TORSION SPRINGS, PINS AND BUSHINGS

LAST UPDATED
JAN 2021 to present

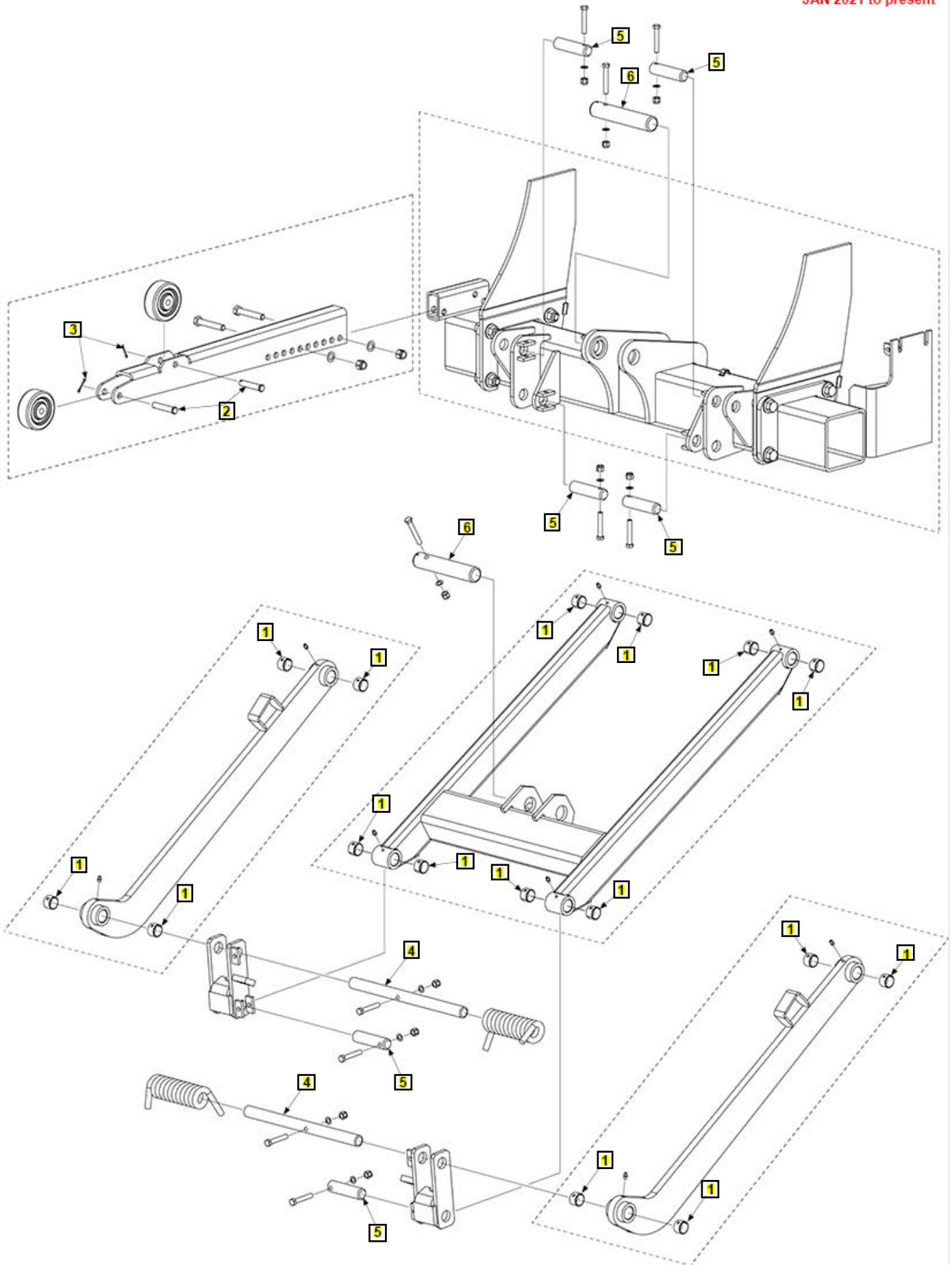


Pos	SKU	Description	Qty	Remark
1	298073-01G	LIFT FRAME ASSY, GAL	1	
1A	224342	FITTING, GREASE 1/4"SELF DRILL	4	
2	286007-01G	PARALLEL ARM ASSY,GAL	2	
2A	224342	FITTING, GREASE 1/4"SELF DRILL	4	
3	210358-01G	M/F ASSY,BOLTED 34.25 & 33.75 MNT,G	1	
3A	901023-04	FLANGE LOCK NUT,63-11,ZC	8	
3B	901615-03	BOLT HEX FLANGE .63-11X1.75"LG	8	
3C	298382-02	MOUNT PL. WLDMT, TE, .13 JOG	1	
3D	298382-01	MOUNT PL. WLDMT, TE, .13 JOG	1	
4	287060-01G	KIT, OPENER, TUK-A-WAY, GALV	1	
4A	902000-13	WASHER, FLAT .500 .032 THK	2	
4B	901010	NUT, NYLON LOCK 1/2-13 ZC	2	
4C	900035-9	SCREW,CAP HXHD.5-13UNC-2A 3.00	2	
4D	280082-01	ROLLER, OPENER,3.5 X 1.25 X .5	2	
5	286038-01	TORSION SPRING	1	
6	902000-9	WASHER, FLAT.375X.032 THK	10	
7	901002	NUT, NYLON 3/8-16 ZINC	10	
8	900014-9	SCREW,HEX CAP.38-16X2.25,G8,ZC	8	
9	230263-01G	SHACKLE WLDMT,HB,LH,4.63.GAL	1	Nov 2025 & After
9	230263-03G	SHACKLE WLDMT,LB/HB,LH,5.00,GAL	1	Nov 2025 & After
9	230263-05G	SHACKLE WLDMT,LB,LH,5.25,G	1	Nov 2025 & After
9	296872-01G	SHACKLE WLDM'T,HB,LH,4.63,G	1	Oct 2025 & Before

Pos	SKU	Description	Qty	Remark
9	296872-03G	SHACKLE WLDM'T,HB/LB,LH,5.00G	1	Oct 2025 & Before
9	296872-05G	SHACKLE WLDM'T,LB,LH,5.25,G	1	Oct 2025 & Before
10	230263-02G	SHACKLE WLDMT,HB,RH,4.63,GAL	1	Nov 2025 & After
10	230263-04G	SHACKLE WLDMT,LB/HB,RH,5.00,GAL	1	Nov 2025 & After
10	230263-06G	SHACKLE WLDMT,LB,RH,5.25,G	1	Nov 2025 & After
10	296872-02G	SHACKLE WLDM'T,HB,RH,4.63,G	1	Oct 2025 & Before
10	296872-04G	SHACKLE WLDM'T,HB/LB,RH,5.00,G	1	Oct 2025 & Before
10	296872-06G	SHACKLE WLDM'T,LB,RH,5.25,G	1	Oct 2025 & Before
11	900014-18	SCREW,HEX CAP.38-16X2.75,G8,ZC	2	
12	286038-02	TORSION SPRING	1	

TE-25/30 MAIN ASSEMBLY GALVANIZED WITH DUAL TORSION SPRINGS, PINS AND BUSHINGS

LAST UPDATED
JAN 2021 to present



Pos	SKU	Description	Qty	Remark
1	260916-08	BEARING,SELF LUBE 1 DIA X.75IN	16	
2	905202-03	PIN CLEVIS, .500 DIA X 2.50	2	
3	030805	COTTER PIN 1/8 X 1"	2	
4	262981	PIN, 25MM DIA X 14.00 LG	2	
5	252686	PIN 1"DIA. 4.00"LG	6	
6	286074-01	PIN, CYLINDER	2	

TE-25/30

PLATFORM AND FLIPOVER ASSEMBLY

Steel Platform and Flipover Assembly without Torsion Bar (Nov 2025 - present)

Steel Platform and Flipover Assembly without Torsion Bar (Jan 2021 - Oct 2025)

Steel Platform and Flipover Assembly with Torsion Bar (Nov 2025 - present)

Steel Platform and Flipover Assembly with Torsion Bar (Jan 2021 - Oct 2025)

Aluminum Platform and Flipover Assembly (Nov 2025 - present)

Aluminum Platform and Flipover Assembly (Aug 2021 - Oct 2025)

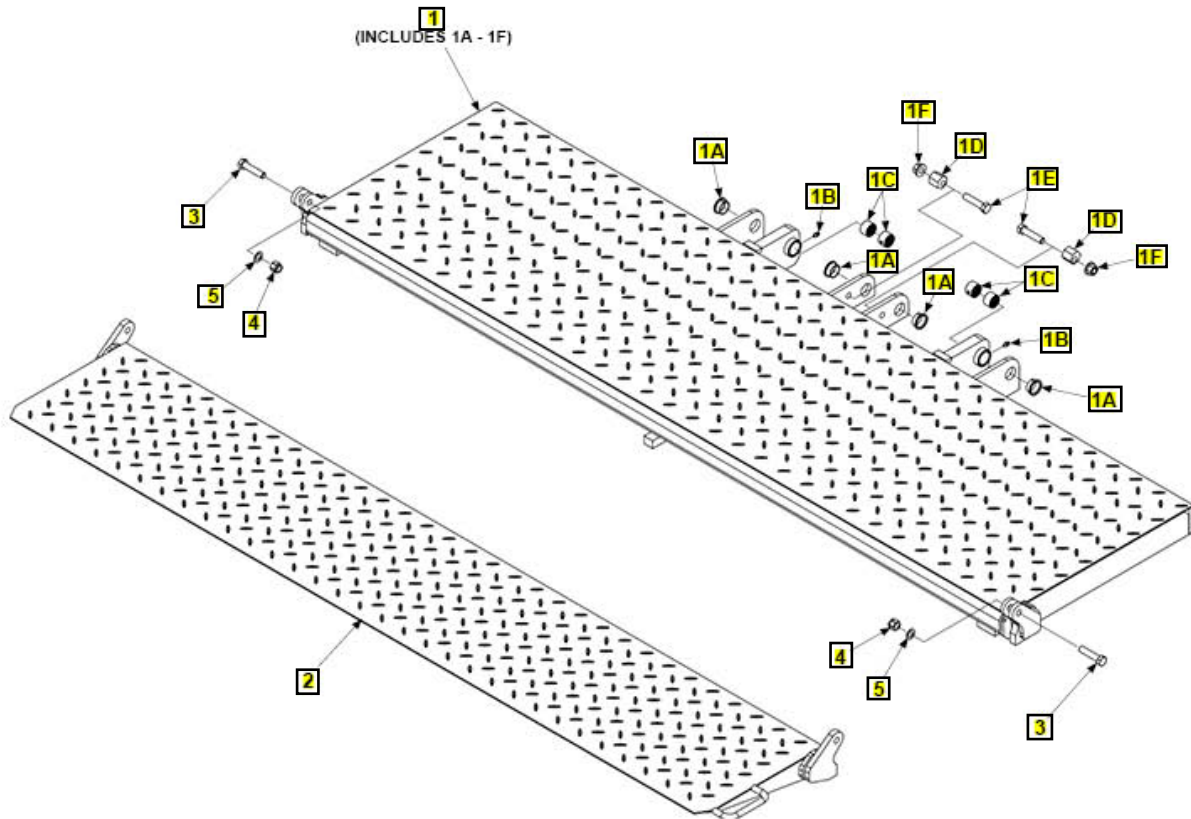
Pos	SKU	Description	Qty	Remark
-----	-----	-------------	-----	--------

TE-25/30 STEEL PLATFORM AND FLIPOVER ASSEMBLY WITHOUT TORSION BAR

COMPLETE ASSEMBLY:

LAST UPDATED
NOV 2025 to present

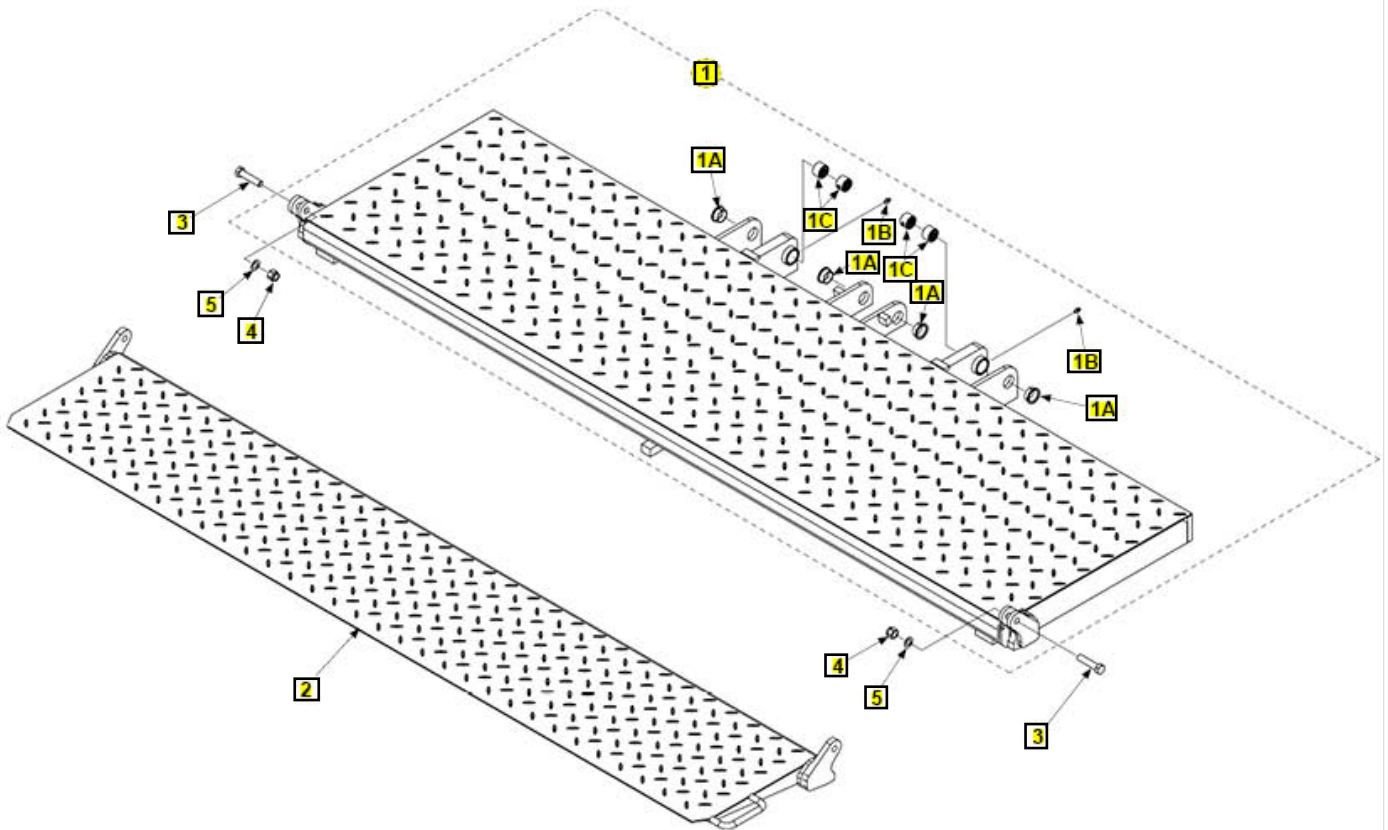
TE-25/30 STEEL PLATFORM AND FLIPOVER
ASSEMBLY WITHOUT TORSION BAR



Pos	SKU	Description	Qty	Remark
REF	299385-01	P/F & F/O ASSY,80X22+14 ST	1	
REF	299385-01G	P/F & F/O ASSY,80X22+14 ST,GAL	1	
1	230269-01	P/F ASSY, STL 80X22	1	
1	230269-01G	P/F ASSY, STL 80X22,G	1	
1A	908002-03	BEARING,SELF LUB.1ID X.5 LG	4	
1B	224342	FITTING, GREASE 1/4"SELF DRILL	2	
1C	908178-01	BEARING,PRE LUBRICATING 1.00ID X .75 LG	4	
1D	230261-01	BUSHING, HEX ADJUSTMENT	2	
1E	900035-6	SCREW,CAP HXHD.5-13UNC-2A 2.25	2	
1F	901023	FLANGE LOCK NUT	2	
2	212695-01	F/O WLDMT,ST 80 X 14,WDG	1	
2	212695-01G	F/O WLDMT,ST 80 X 14,WDG,G	1	
3	900033-6	SCREW, CAP.5-20X2.25 GR8 ZC	2	
4	901008	NUT, NYLON 1/2-20 ZC	2	
5	902000-14	WASHER, FLAT .500X.063 THK	2	

TE-25/30 STEEL PLATFORM AND FLIPOVER ASSEMBLY WITHOUT TORSION BAR

LAST UPDATED
JAN 2021 to OCT 2025



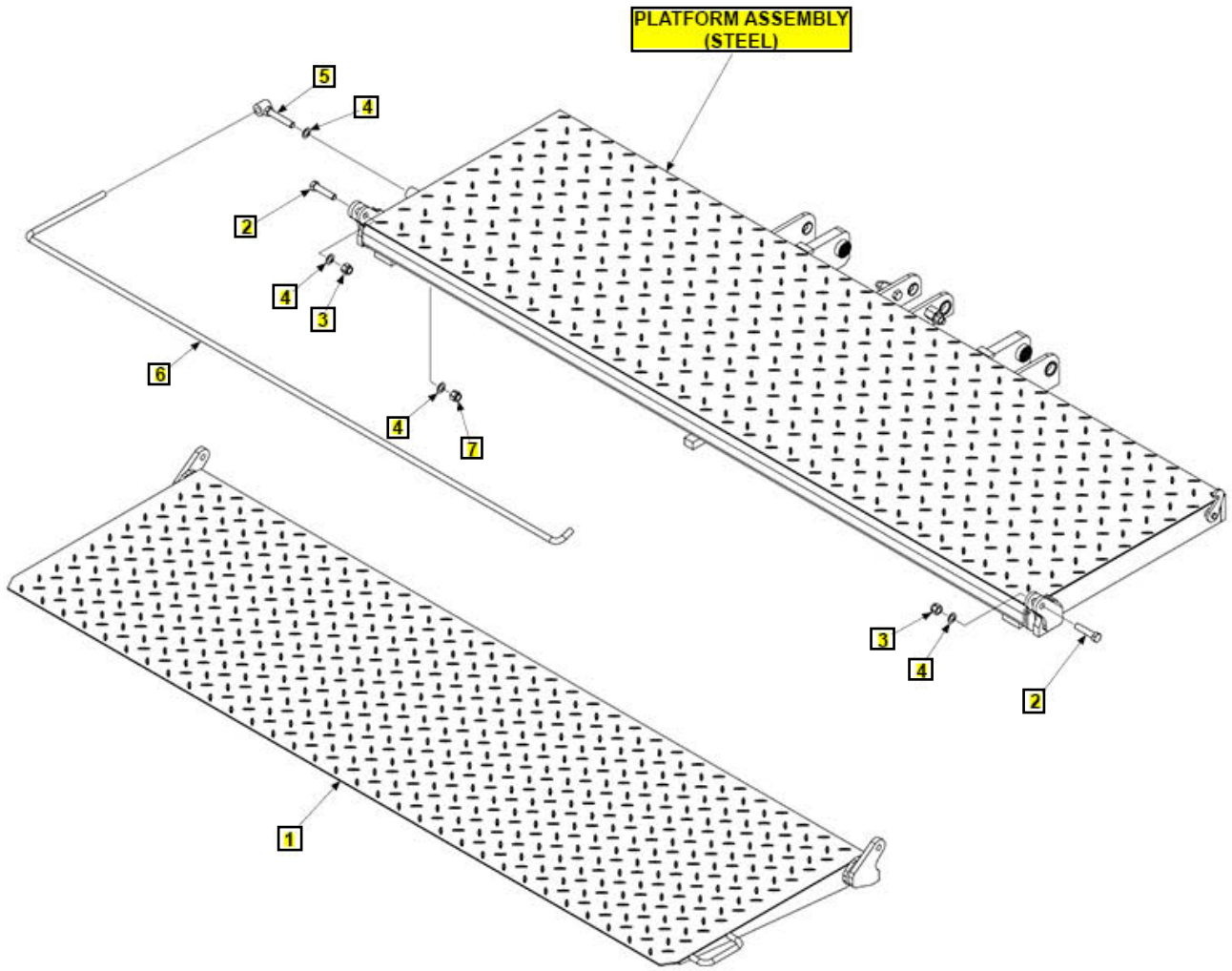
Pos	SKU	Description	Qty	Remark
1	211930-01	P/F ASSY, STL, 80X22	1	
1	211930-01G	P/F ASSY, STL, 80X22, G	1	
1A	908002-03	BEARING,SELF LUB.1ID X.5 LG	4	
1B	224342	FITTING, GREASE 1/4"SELF DRILL	2	
1C	908178-01	BEARING,PRE LUBRICATING 1.00ID X .75 LG	4	
2	212695-01	F/O WLDMT,ST 80 X 14,WDG	1	
2	212695-01G	F/O WLDMT,ST 80 X 14,WDG,G	1	
3	900033-6	SCREW, CAP.5-20X2.25 GR8 ZC	2	
4	901008	NUT, NYLON 1/2-20 ZC	2	
5	902000-14	WASHER, FLAT .500X.063 THK	2	

TE-25/30 STEEL PLATFORM AND FLIPOVER ASSEMBLY WITH TORSION BAR

COMPLETE ASSEMBLY:

LAST UPDATED
NOV 2025 to present

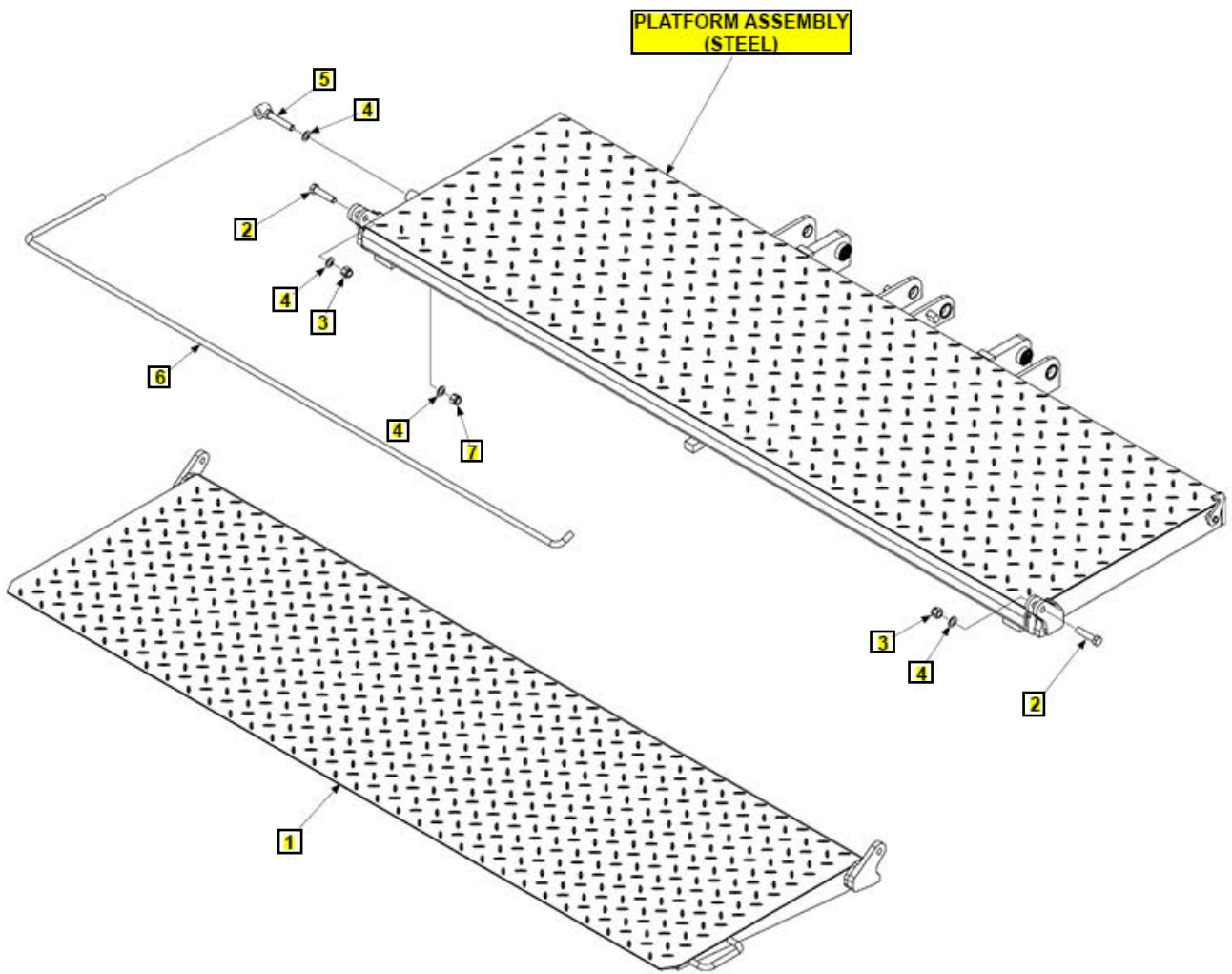
TE-25/30 STEEL PLATFORM AND FLIPOVER
ASSEMBLY WITH TORSION BAR



Pos	SKU	Description	Qty	Remark
REF	299385-02	P/F & F/O ASSY,80X24+24 ST	1	
REF	299385-02G	P/F & F/O ASSY,80X24+24 ST,GAL	1	
1	212695-02	F/O WLDMT,ST 80X24,WDG,TB	1	
1	212695-02G	F/O WLDMT,ST 80X24,WDG,TB,G	1	
2	900033-6	SCREW, CAP.5-20X2.25 GR8 ZC	2	
3	901008	NUT, NYLON 1/2-20 ZC	2	
4	902000-14	WASHER, FLAT .500X.063 THK	4	
5	280749-02	ANCHOR BOLT WLDMT, ZINC PLATE	1	
6	280751-01	TORSION BAR	1	
7	901010	NUT, NYLON LOCK 1/2-13 ZC	1	

TE-25/30 STEEL PLATFORM AND FLIPOVER ASSEMBLY WITH TORSION BAR

LAST UPDATED
JAN 2021 to OCT 2025



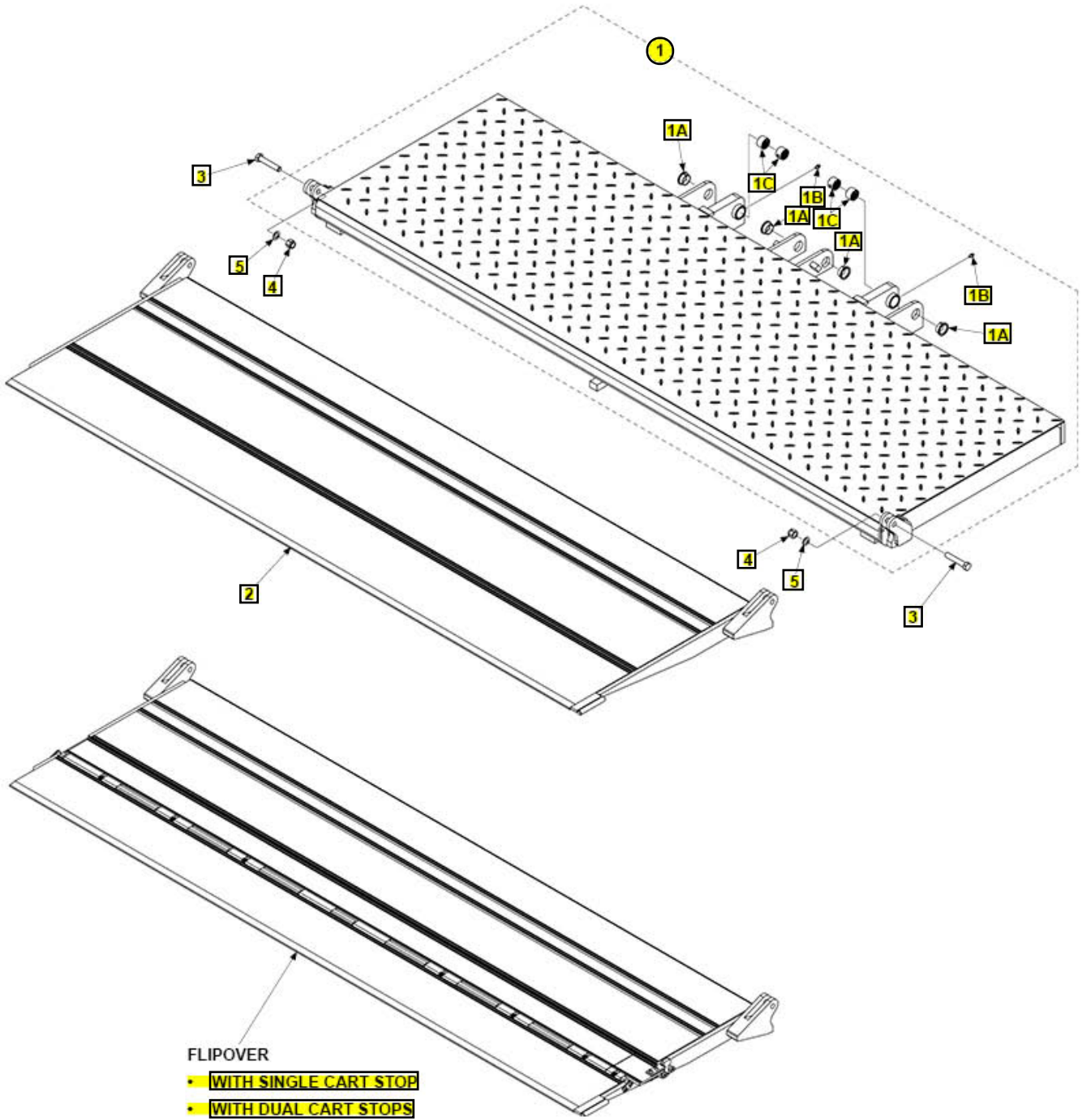
Pos	SKU	Description	Qty	Remark
1	212695-02	F/O WLDMT,ST 80X24,WDG,TB	1	
1	212695-02G	F/O WLDMT,ST 80X24,WDG,TB,G	1	
2	900033-6	SCREW, CAP.5-20X2.25 GR8 ZC	2	
3	901008	NUT, NYLON 1/2-20 ZC	2	
4	902000-14	WASHER, FLAT .500X.063 THK	4	
5	280749-02	ANCHOR BOLT WLDMT, ZINC PLATE	1	
6	280751-01	TORSION BAR	1	
7	901010	NUT, NYLON LOCK 1/2-13 ZC	1	

TE-25/30 STEEL PLATFORM AND ALUMINUM FLIPOVER ASSEMBLY

LAST UPDATED
JAN 2021 to JUN 2021

COMPLETE ASSEMBLY:

TE-25/30 STEEL PLATFORM AND
ALUMINUM FLIPOVER ASSEMBLY



Pos	SKU	Description	Qty	Remark
REF	299385-04	P/F & F/O ASSY,80X24+24,ST-AL NCS	1	
REF	299385-04G	P/F & F/O ASSY,80X24+24,ST-AL NCS,GAL	1	
REF	299385-05	P/F & F/O ASSY,80X26+26,ST-AL NCS	1	
REF	299385-05G	P/F & F/O ASSY,80X26+26,ST-AL NCS,GAL	1	
REF	299385-06	P/F & F/O ASSY,80X24+24,ST-AL SCS	1	
REF	299385-06G	P/F & F/O ASSY,80X24+24,ST-AL SCS,GAL	1	
REF	299385-07	P/F & F/O ASSY,80X26+26,ST-AL SCS	1	
REF	299385-07G	P/F & F/O ASSY,80X26+26,ST-AL SCS,GAL	1	
REF	299385-08	P/F & F/O ASSY,80X24+24,ST-AL DCS	1	
REF	299385-08G	P/F & F/O ASSY,80X24+24,ST-AL DCS,GAL	1	
REF	299385-09	P/F & F/O ASSY,80X26+26,ST-AL DCS	1	
REF	299385-09G	P/F & F/O ASSY,80X26+26,ST-AL DCS,GAL	1	
1	299380-02	P/F ASSY,STL 80X26	1	
1	299380-02G	P/F ASSY,STL 80X26,G	1	
1	299380-04	P/F ASSY,STL 80X24,W/OUT LATCH	1	
1	299380-04G	P/F ASSY,STL 80X24,W/OUT LATCH,G	1	
1A	908002-03	BEARING,SELF LUB.1ID X.5 LG	4	
1B	224342	FITTING, GREASE 1/4"SELF DRILL	2	

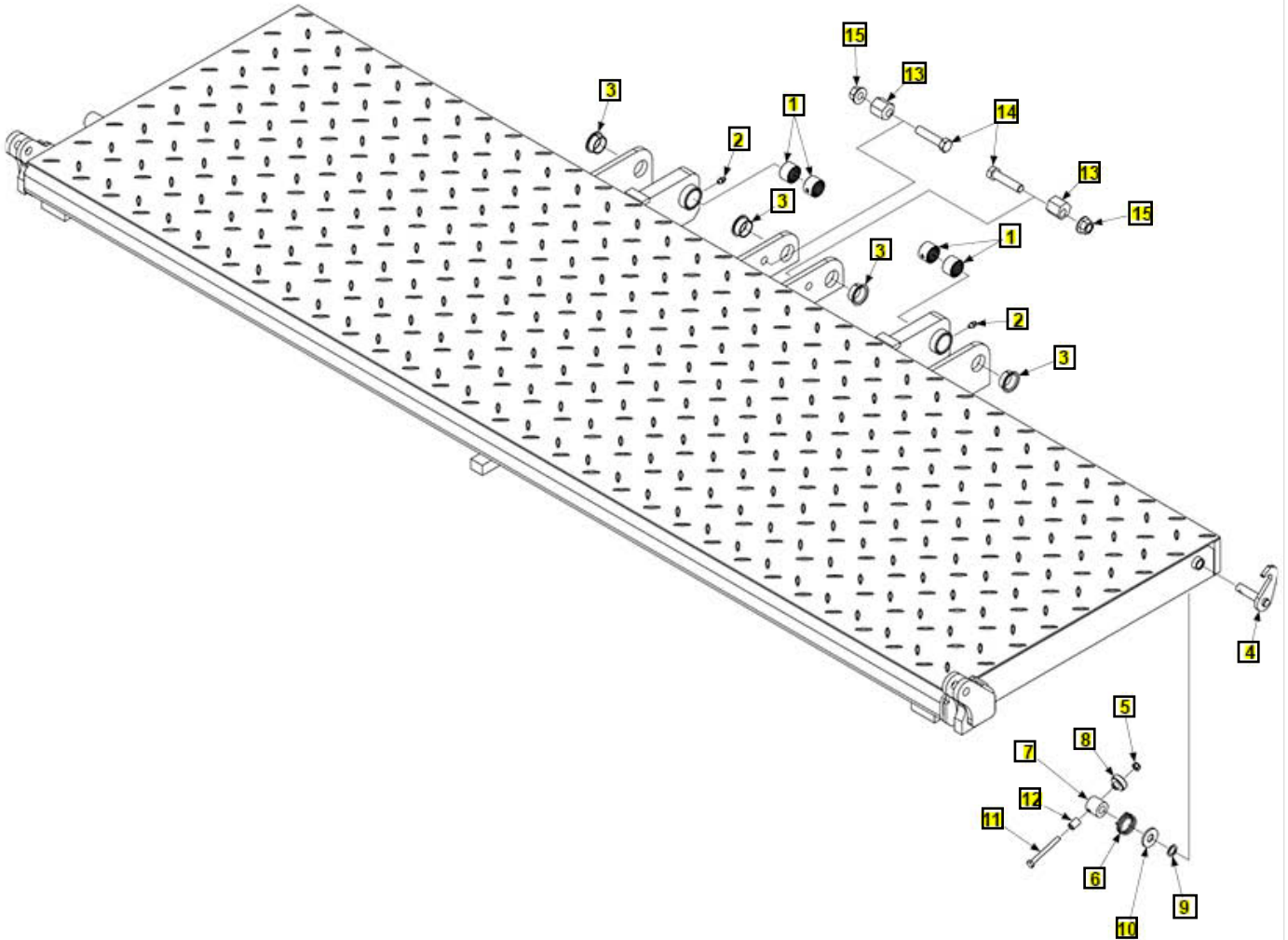
Pos	SKU	Description	Qty	Remark
1C	908178-01	BEARING,PRE LUBRICATING 1.00ID X .75 LG	4	
2	296879-01	F/O WLDMT, AL 80X24, NCS	1	
2	296879-02	F/O WLDMT,AL 80X26,NCS	1	
3	900033-8	SCREW, CAP.5-20X2.75 GR8 ZC	2	
4	901008	NUT, NYLON 1/2-20 ZC	2	
5	902000-14	WASHER, FLAT .500X.063 THK	2	

TE-25/30 PLATFORM ASSEMBLY (STEEL)

COMPLETE ASSEMBLY:

TE-25/30 PLATFORM ASSEMBLY (STEEL)

LAST UPDATED
NOV 2025 to present



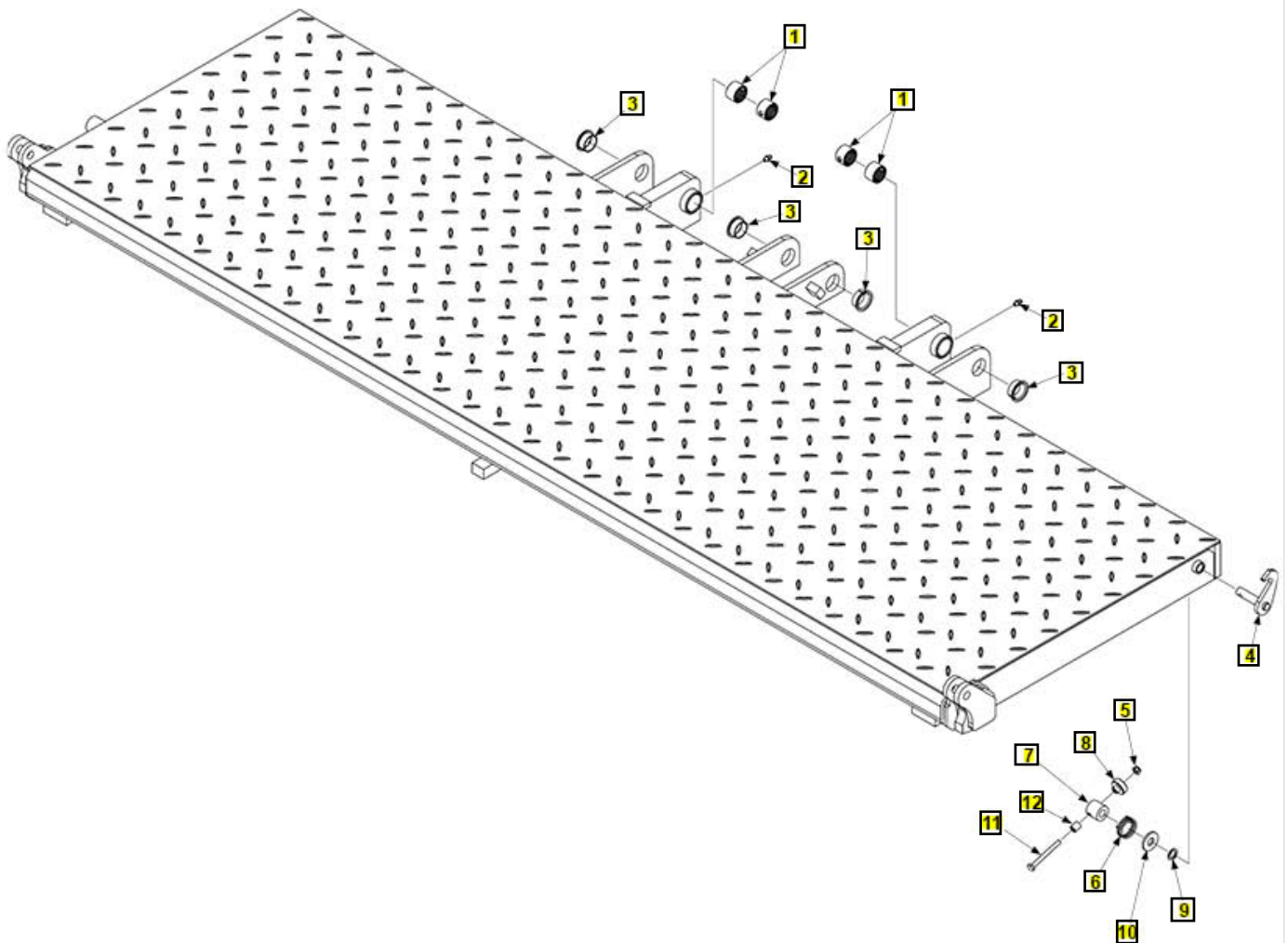
Pos	SKU	Description	Qty	Remark
REF	230269-03	P/F ASSY, STL 80X24,W/LATCH	1	
REF	230269-03G	P/F ASSY, STL 80X24,W/LATCH,G	1	
1	908178-01	BEARING,PRE LUBRICATING 1.00ID X .75 LG	4	
2	224342	FITTING, GREASE 1/4"SELF DRILL	2	
3	908002-03	BEARING,SELF LUB.1ID X.5 LG	4	
4	284828-01	HOOK WLDMT, P/F & F/O	1	
5	901016-2	NUT HEX THN HD LKG.250-20UNC	1	
6	284849-01	TORSION SPRING, SS TE-25	1	
7	284833-01	BUSHING, NYL 1.0X.52 IDX.91	1	
8	284832-01	SPACER, NYLON, 1" OD	1	
9	903413-02	WASHER,6/6 NYLON.5IDX.062TH	1	
10	284852-01	WASHER,ZC 1.25X.52X.125 THK	1	
11	900004-10	SCREW, CAP 1/4-20X2-1/2 GR8 ZC	1	
12	284851-01	SPACER, NYLON .44X.63LGX.266	1	
13	230261-01	BUSHING, HEX ADJUSTMENT	2	
14	900035-6	SCREW,CAP HXHD.5-13UNC-2A 2.25	2	
15	901023	FLANGE LOCK NUT	2	

TE-25/30 PLATFORM ASSEMBLY (STEEL)

COMPLETE ASSEMBLY:

TE-25/30 PLATFORM ASSEMBLY (STEEL)

LAST UPDATED
JAN 2021 to OCT 2025



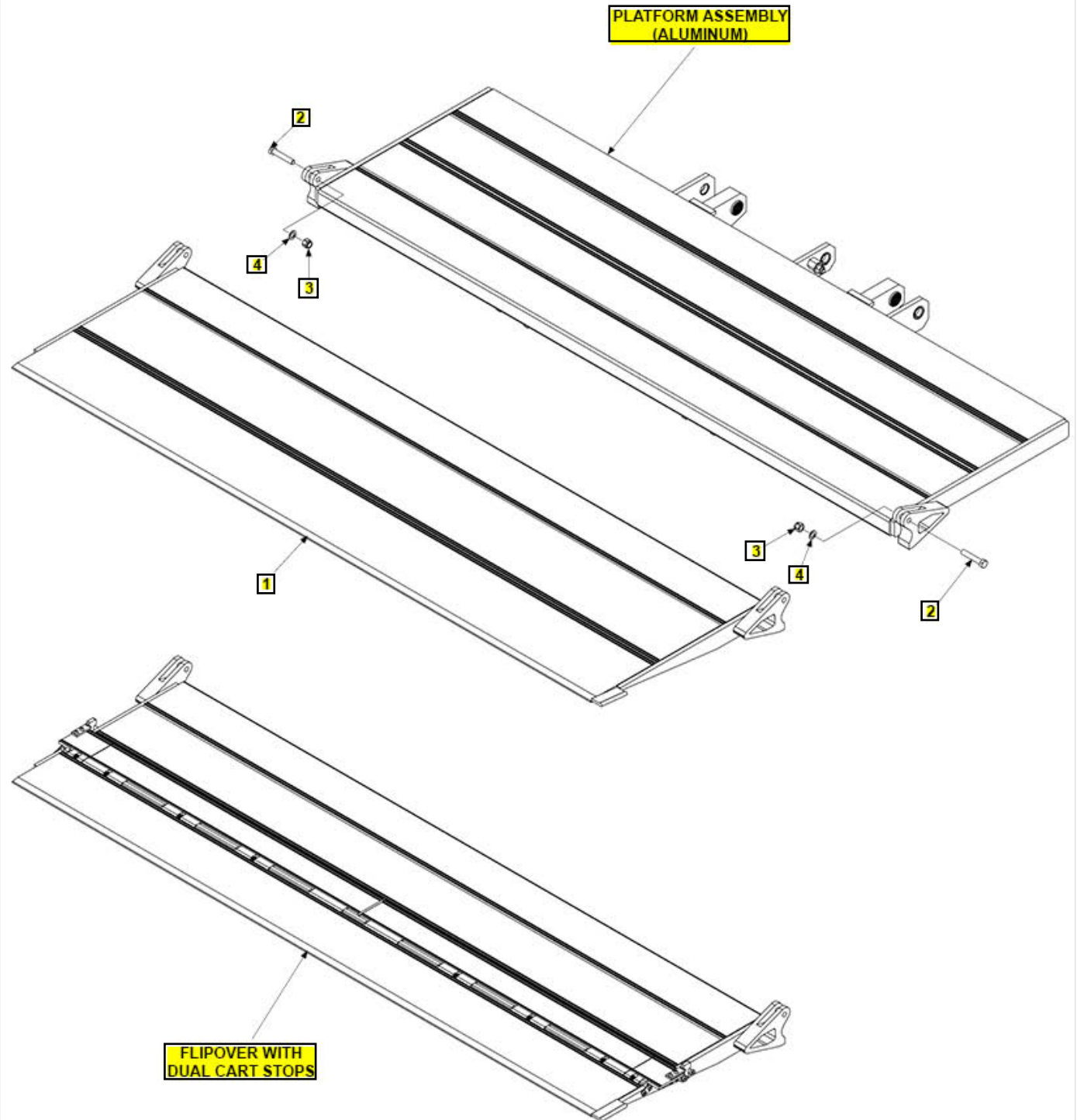
Pos	SKU	Description	Qty	Remark
REF	211930-03	P/F ASSY, STL, 80X24,W/LATCH	1	
REF	211930-03G	P/F ASSY, STL, 80X24, W/LATCH, G	1	
1	908178-01	BEARING,PRE LUBRICATING 1.00ID X .75 LG	4	
2	224342	FITTING, GREASE 1/4"SELF DRILL	2	
3	908002-03	BEARING,SELF LUB.1ID X.5 LG	4	
4	284828-01	HOOK WLDMT, P/F & F/O	1	
5	901016-2	NUT HEX THN HD LKG.250-20UNC	1	
6	284849-01	TORSION SPRING, SS TE-25	1	
7	284833-01	BUSHING, NYL 1.0X.52 IDX.91	1	
8	284832-01	SPACER, NYLON, 1" OD	1	
9	903413-02	WASHER,6/6 NYLON.5IDX.062TH	1	
10	284852-01	WASHER,ZC 1.25X.52X.125 THK	1	
11	900004-10	SCREW, CAP 1/4-20X2-1/2 GR8 ZC	1	
12	284851-01	SPACER, NYLON .44X.63LGX.266	1	

TE-25/30 ALUMINUM PLATFORM AND FLIPOVER ASSEMBLY

COMPLETE ASSEMBLY:

LAST UPDATED
NOV 2025 to present

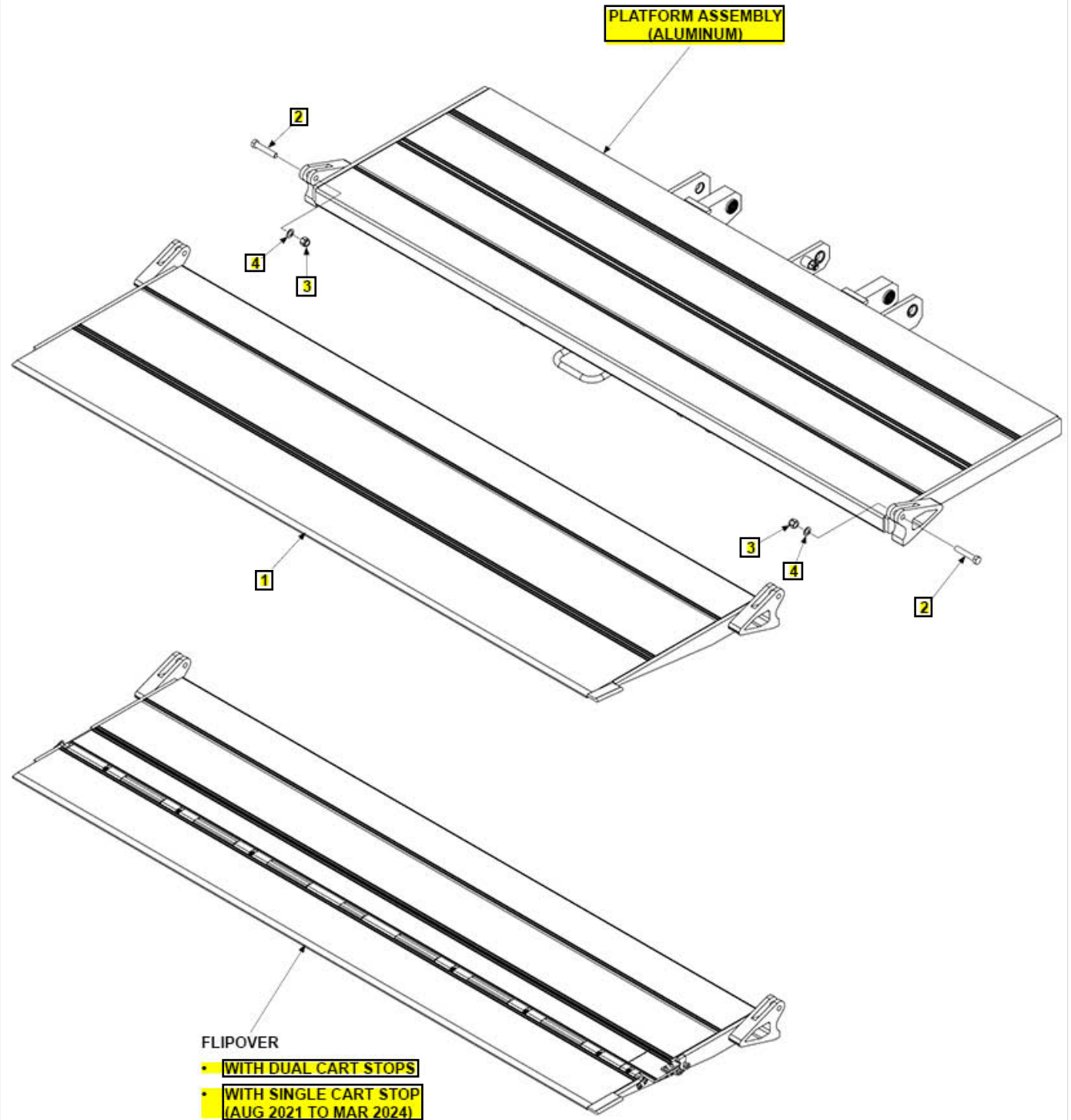
TE-25/30 ALUMINUM PLATFORM AND FLIPOVER ASSEMBLY



Pos	SKU	Description	Qty	Remark
REF	299385-10	P/F & F/O ASSY,80X24+24,AL-AL,NCS	1	
REF	299385-11	P/F & F/O ASSY,80X26+26,AL-AL,NCS	1	
REF	299385-14	P/F & F/O ASSY,80X24+24,AL-AL,DCS	1	
REF	299385-15	P/F & F/O ASSY,80X26+26,AL-AL,DCS	1	
1	211927-01	F/O WLDMT, AL80X24, NCS	1	
1	211927-02	F/O WLDMT, AL80X26, NCS	1	
2	900033-8	SCREW, CAP.5-20X2.75 GR8 ZC	2	
3	901008	NUT, NYLON 1/2-20 ZC	2	
4	902000-14	WASHER, FLAT .500X.063 THK	2	

TE-25/30 ALUMINUM PLATFORM AND FLIPOVER ASSEMBLY

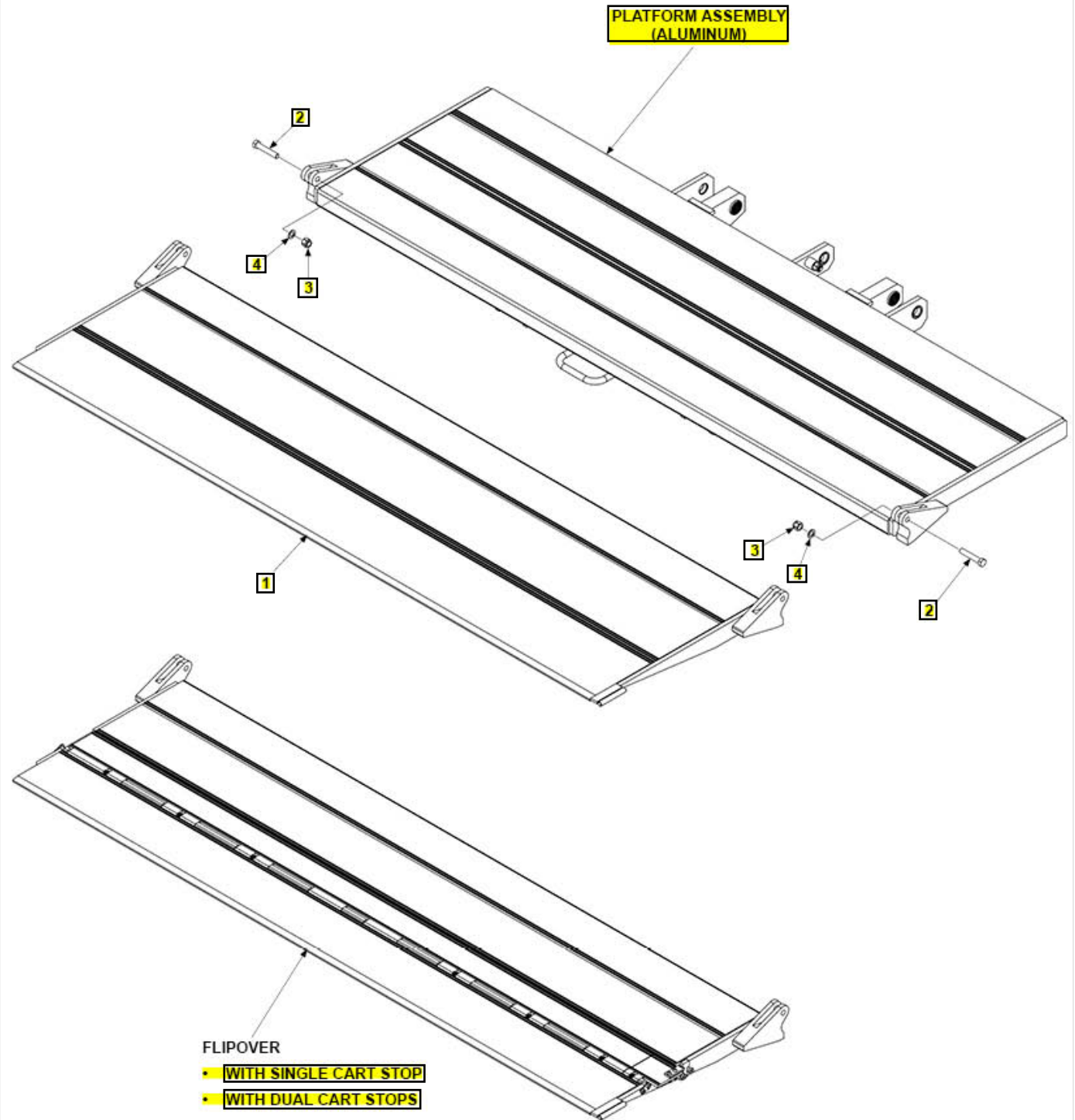
LAST UPDATED
AUG 2021 to OCT 2025



Pos	SKU	Description	Qty	Remark
1	211927-01	F/O WLDMT, AL80X24, NCS	1	
1	211927-02	F/O WLDMT, AL80X26, NCS	1	
2	900033-8	SCREW, CAP.5-20X2.75 GR8 ZC	2	
3	901008	NUT, NYLON 1/2-20 ZC	2	
4	902000-14	WASHER, FLAT .500X.063 THK	2	

TE-25/30 ALUMINUM PLATFORM AND FLIPOVER ASSEMBLY

LAST UPDATED
JAN 2021 to JUL 2021



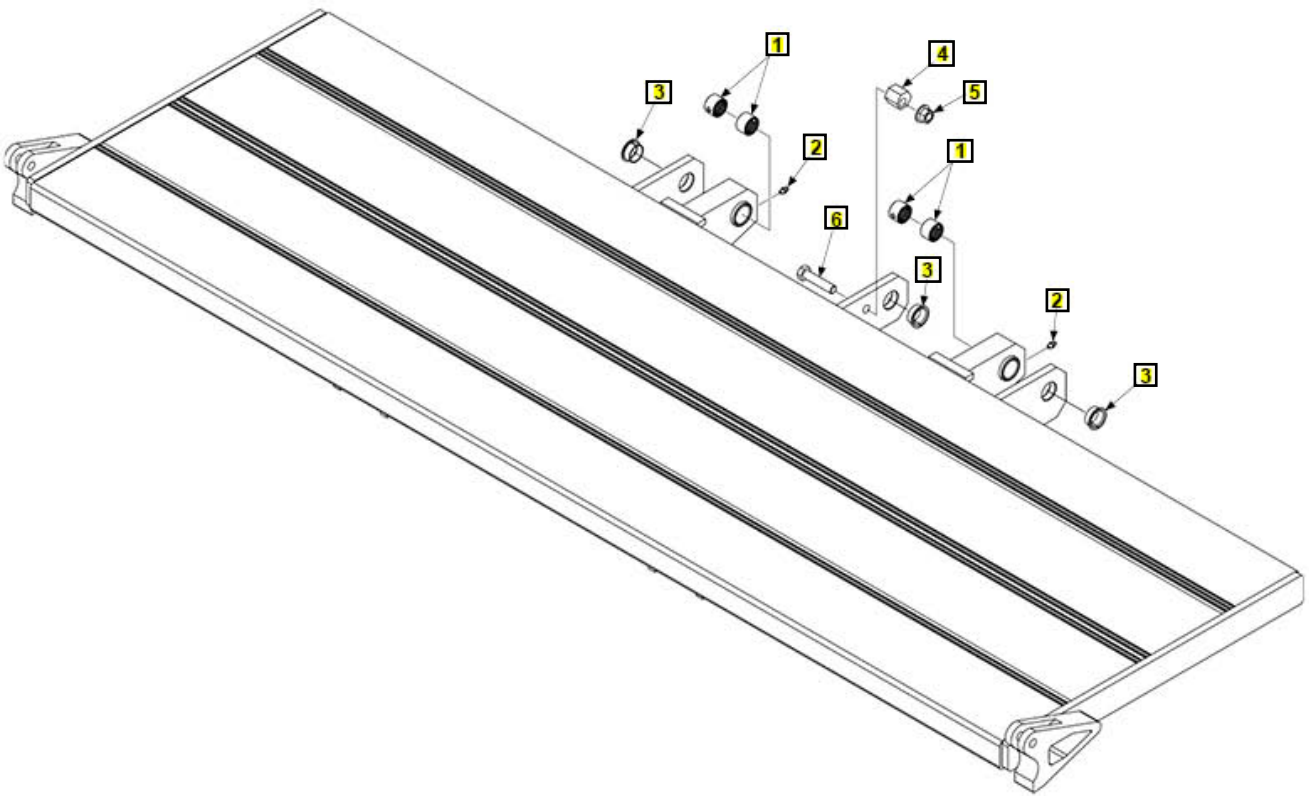
Pos	SKU	Description	Qty	Remark
1	296879-01	F/O WLDMT, AL 80X24, NCS	1	
1	296879-02	F/O WLDMT,AL 80X26,NCS	1	
2	900033-8	SCREW, CAP.5-20X2.75 GR8 ZC	2	
3	901008	NUT, NYLON 1/2-20 ZC	2	
4	902000-14	WASHER, FLAT .500X.063 THK	2	

TE-25/30 PLATFORM ASSEMBLY (ALUMINUM)

COMPLETE ASSEMBLY:

TE-25/30 PLATFORM ASSEMBLY (ALUMINUM)

LAST UPDATED
NOV 2025 to present



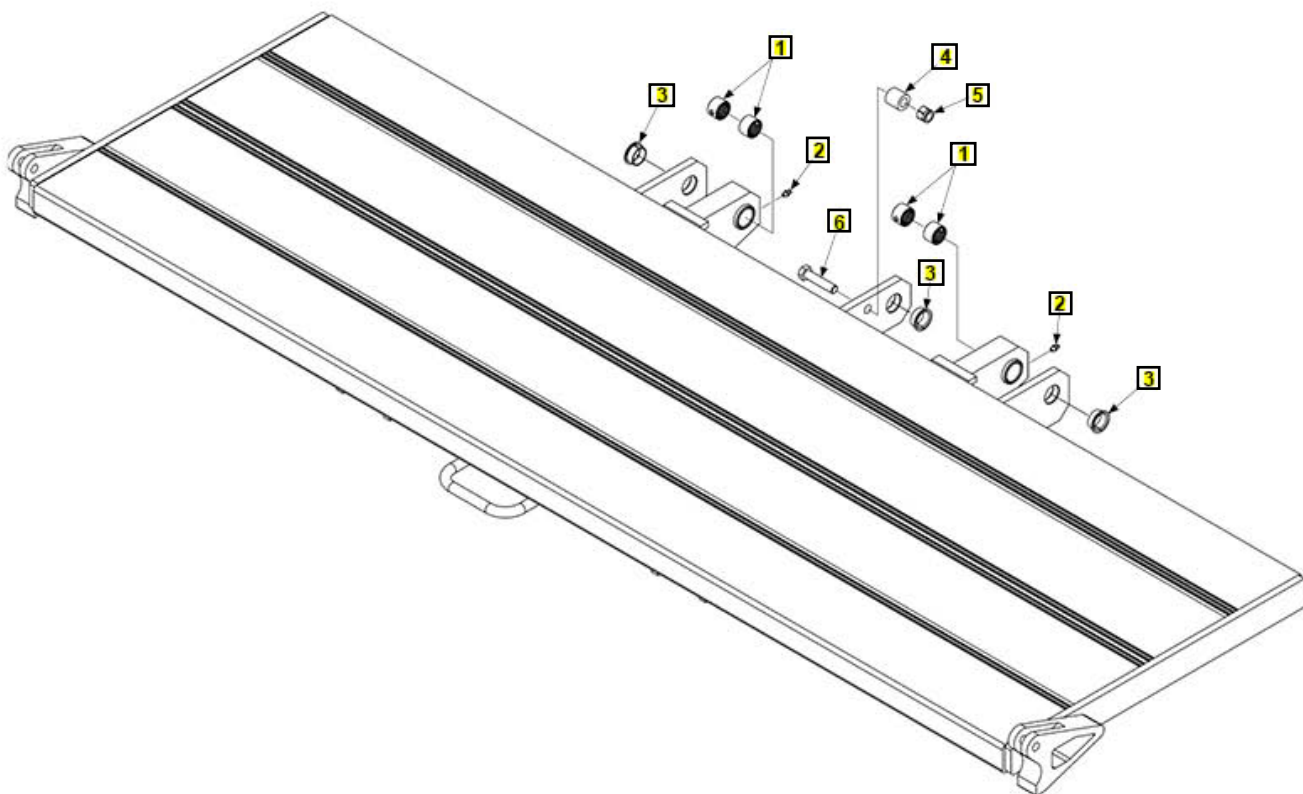
Pos	SKU	Description	Qty	Remark
REF	230258-04	P/F ASSY, AL 80 X 24, NO HOOK	1	
REF	230258-05	P/F ASSY, AL 80 X 26,NO HOOK	1	
1	908178-01	BEARING,PRE LUBRICATING 1.00ID X .75 LG	4	
2	224342	FITTING, GREASE 1/4"SELF DRILL	2	
3	908002-03	BEARING,SELF LUB.1ID X.5 LG	3	
4	230261-01	BUSHING, HEX ADJUSTMENT	1	
5	901023	FLANGE LOCK NUT	1	
6	900035-6	SCREW,CAP HXHD.5-13UNC-2A 2.25	1	

TE-25/30 PLATFORM ASSEMBLY (ALUMINUM)

COMPLETE ASSEMBLY:

TE-25/30 PLATFORM ASSEMBLY (ALUMINUM)

LAST UPDATED
AUG 2021 to OCT 2025



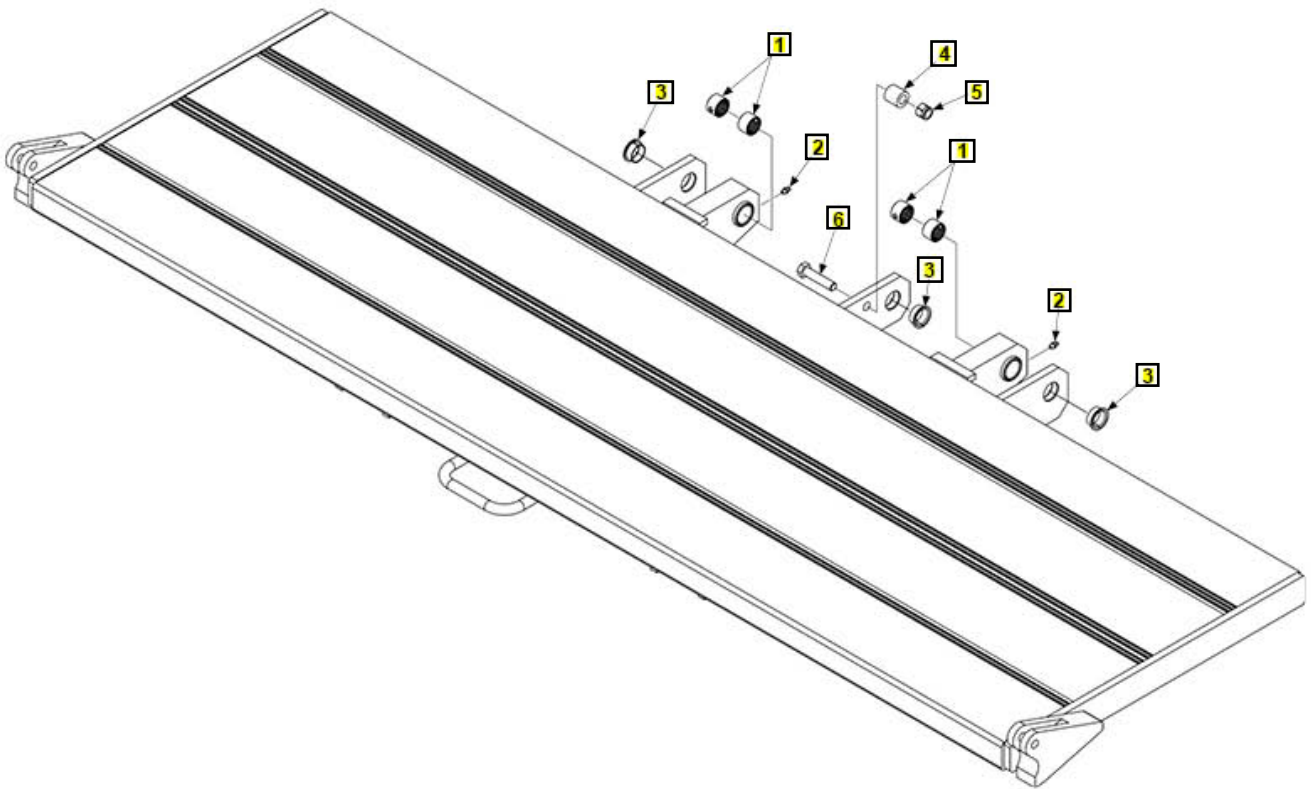
Pos	SKU	Description	Qty	Remark
REF	211924-04	P/F ASSY, AL 80 X 24, NO HOOK	1	
REF	211924-05	P/F ASSY, AL 80 X 26, NO HOOK	1	
1	908178-01	BEARING,PRE LUBRICATING 1.00ID X .75 LG	4	
2	224342	FITTING, GREASE 1/4"SELF DRILL	2	
3	908002-03	BEARING,SELF LUB.1ID X.5 LG	3	
4	286053-01	BUSHING, PLATFORM SPRING	1	
5	901010	NUT, NYLON LOCK 1/2-13 ZC	1	
6	900035-6	SCREW,CAP HXHD.5-13UNC-2A 2.25	1	

TE-25/30 PLATFORM ASSEMBLY (ALUMINUM)

COMPLETE ASSEMBLY:

TE-25/30 PLATFORM ASSEMBLY (ALUMINUM)

LAST UPDATED
JAN 2021 to JUL 2021



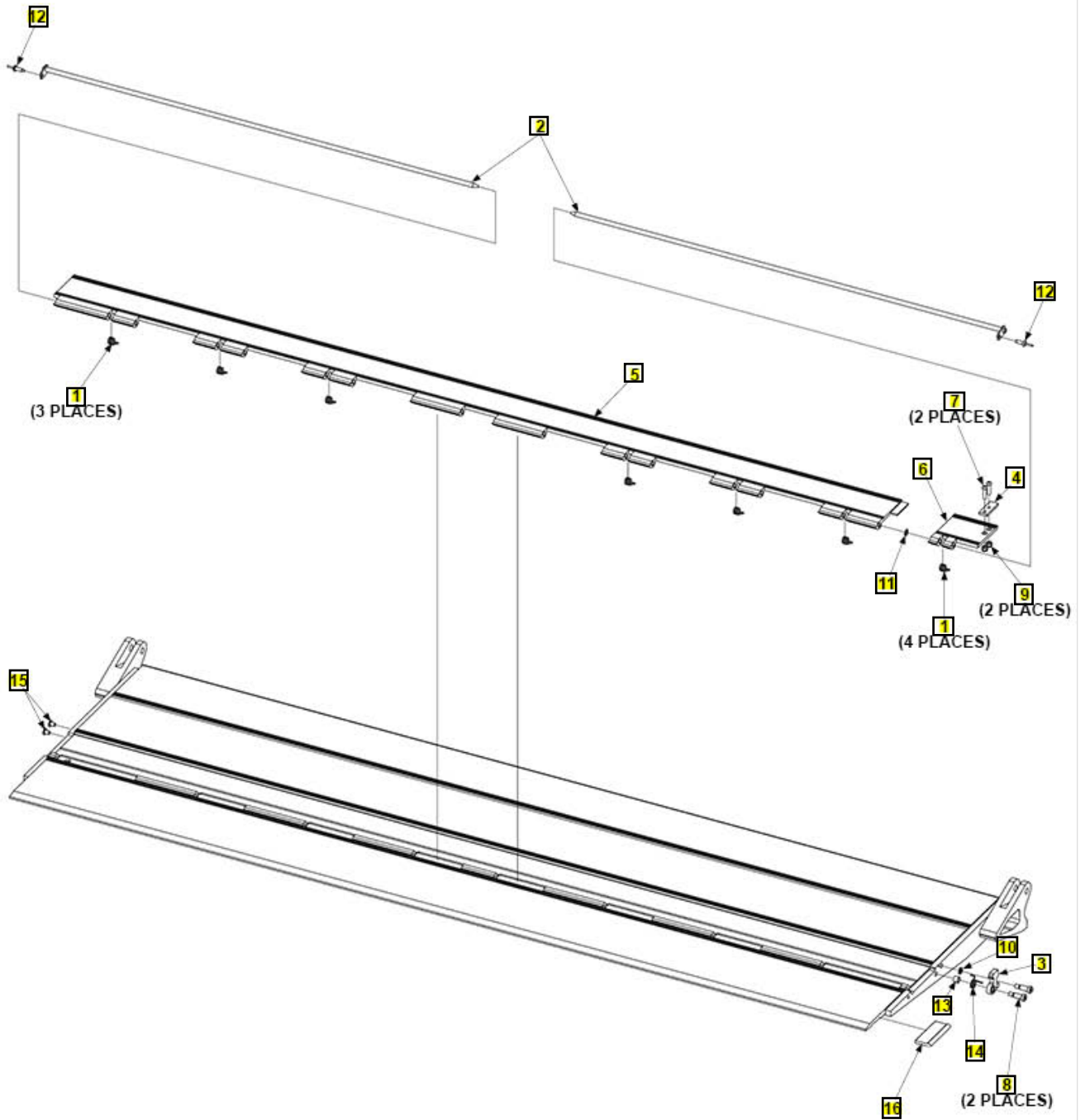
Pos	SKU	Description	Qty	Remark
REF	296893-04	P/F ASSY, AL 80 X 24,NO HOOK	1	
REF	296893-05	P/F ASSY, AL 80 X 26,NO HOOK	1	
1	908178-01	BEARING,PRES LUBRICATING 1.00ID X .75 LG	4	
2	224342	FITTING, GREASE 1/4"SELF DRILL	2	
3	908002-03	BEARING,SELF LUB.1ID X.5 LG	3	
4	286053-01	BUSHING, PLATFORM SPRING	1	
5	901010	NUT, NYLON LOCK 1/2-13 ZC	1	
6	900035-6	SCREW,CAP HXHD.5-13UNC-2A 2.25	1	

TE-25/30 FLIPOVER WITH SINGLE CART STOP

COMPLETE ASSEMBLY:

TE-25/30 FLIPOVER WITH SINGLE CART STOP

LAST UPDATED
AUG 2021 to MAR 2024



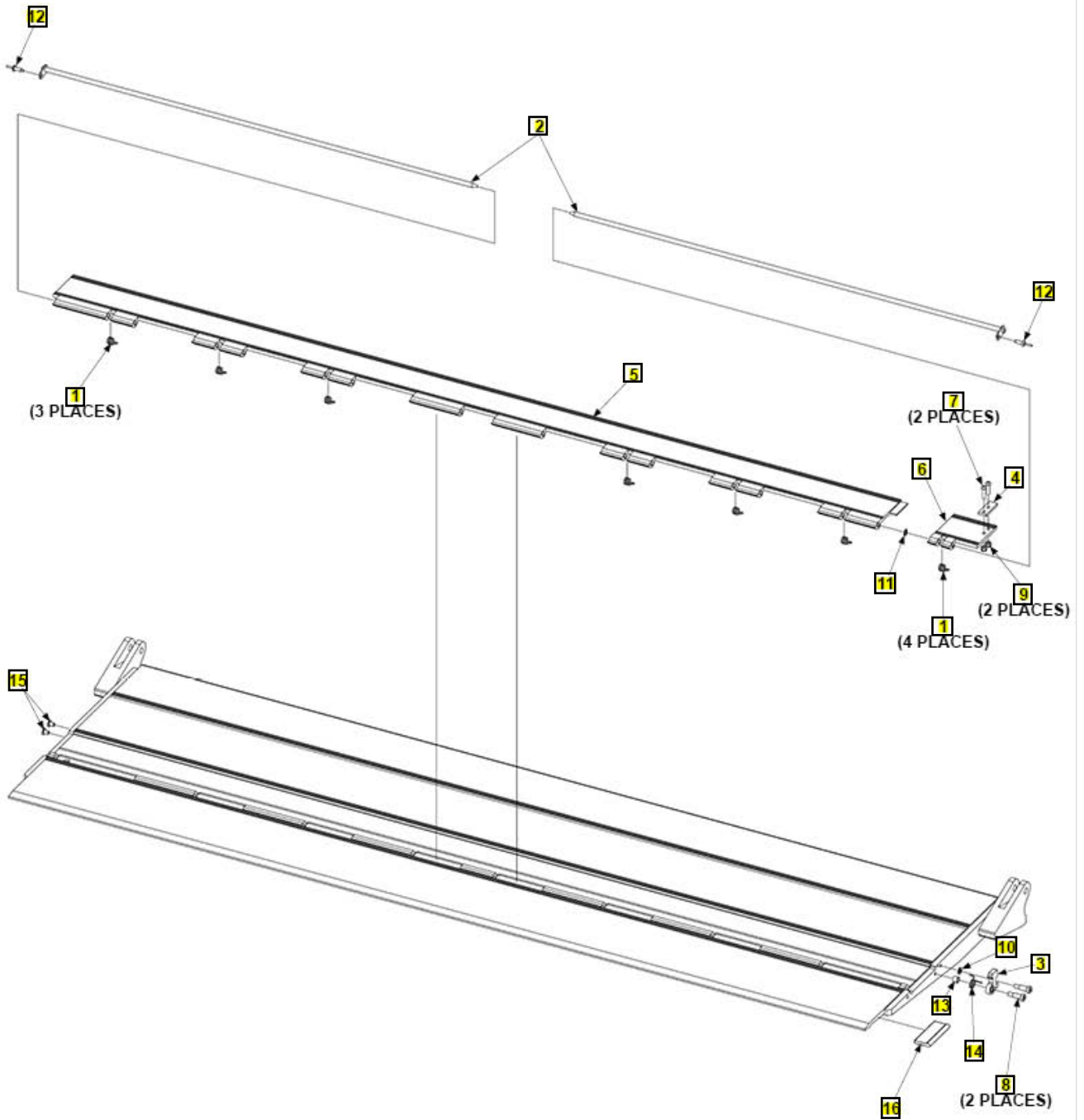
Pos	SKU	Description	Qty	Remark
REF	211926-01	F/O ASSY, AL EXTRN HGN, SCS, 80X24	1	
REF	211926-02	F/O ASSY, AL EXTRN HGN, SCS, 80X26	1	
1	282729-01	SPRING, C/S .08 WIRE, 302 SS	7	
2	282738-03	PIN WLDMT, CART STOP	2	
3	282739-01	HOOK, CART STOP LOCKING	1	
4	282748-01	FLAT, C/S LOCK SUPPORT	1	
5	286055-01	SINGLE CART STOP, 80" F/O	1	
6	286099-02	LOCK-HINGE, CART STOP, RH	1	
7	900005-4	SCREW, BUTTON 1/4-20X1 ALLOY	2	
8	900723-05	SCREW,SHLDR.38 X.75 LG,SS	2	
9	901000	NUT, NYLON 1/4-20 ZINC	2	
10	902000-8	WASHER, FLAT .312 .063 THK	1	
11	903402-08	WASHER,FLAT,NYLON, .38ID X.56OD	1	
12	903715-06	RIVET,BL/DM,AL/AL .25X.62-.75	2	
13	905328-01	BEARING, NYL .38IDX.5ODX.38LG	1	
14	282749-02	SPRING,RH HOOK,.078 WIRE,302SS	1	
15	908022-07	PLUG, FLEXIBLE .275X.511	2	
16	311367-10	EXTRUSION, HANDLE, AL F/O	1	

TE-25/30 FLIPOVER WITH SINGLE CART STOP

COMPLETE ASSEMBLY:

LAST UPDATED
JAN 2021 to JUL 2021

TE-25/30 FLIPOVER WITH SINGLE CART STOP



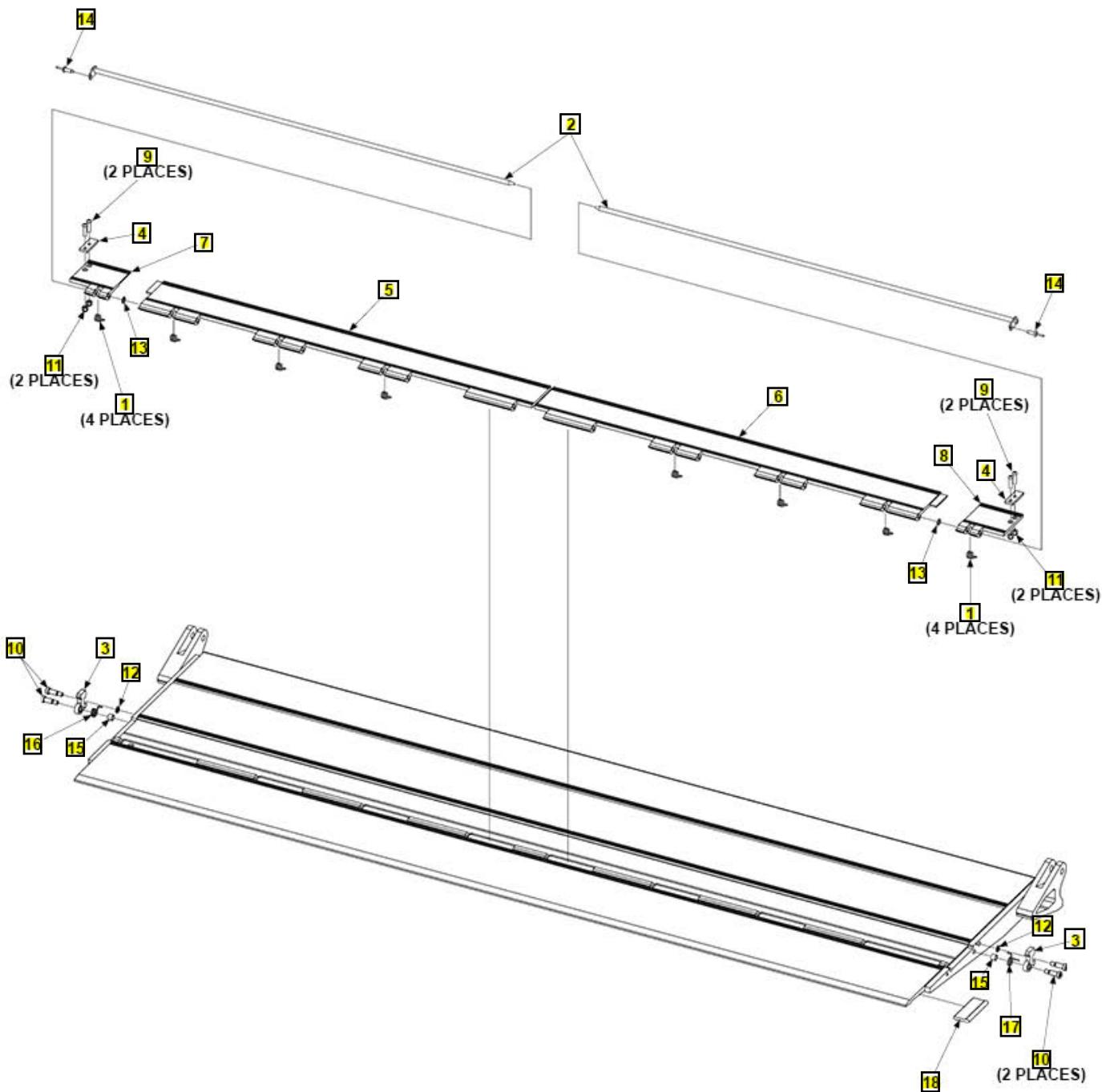
Pos	SKU	Description	Qty	Remark
REF	296895-01	F/O ASSY,AL,EXTRN HNG,SCS,80X24	1	
REF	296895-02	F/O ASSY,AL,EXTRN HNG,SCS,80X26	1	
1	282729-01	SPRING, C/S .08 WIRE, 302 SS	7	
2	282738-03	PIN WLDMT, CART STOP	2	
3	282739-01	HOOK, CART STOP LOCKING	1	
4	282748-01	FLAT, C/S LOCK SUPPORT	1	
5	286055-01	SINGLE CART STOP, 80" F/O	1	
6	286099-02	LOCK-HINGE, CART STOP, RH	1	
7	900005-4	SCREW, BUTTON 1/4-20X1 ALLOY	2	
8	900723-05	SCREW,SHLDR.38 X.75 LG,SS	2	
9	901000	NUT, NYLON 1/4-20 ZINC	2	
10	902000-8	WASHER, FLAT .312 .063 THK	1	
11	903402-08	WASHER,FLAT,NYLON, .38ID X.56OD	1	
12	903715-06	RIVET,BL/DM,AL/AL .25X.62-.75	2	
13	905328-01	BEARING, NYL .38IDX.5ODX.38LG	1	
14	282749-02	SPRING,RH HOOK,.078 WIRE,302SS	1	
15	908022-07	PLUG, FLEXIBLE .275X.511	2	
16	311367-10	EXTRUSION, HANDLE, AL F/O	1	

TE-25/30 FLIPOVER WITH DUAL CART STOPS

COMPLETE ASSEMBLY:

LAST UPDATED
AUG 2021 to present

TE-25/30 FLIPOVER WITH DUAL CART STOPS



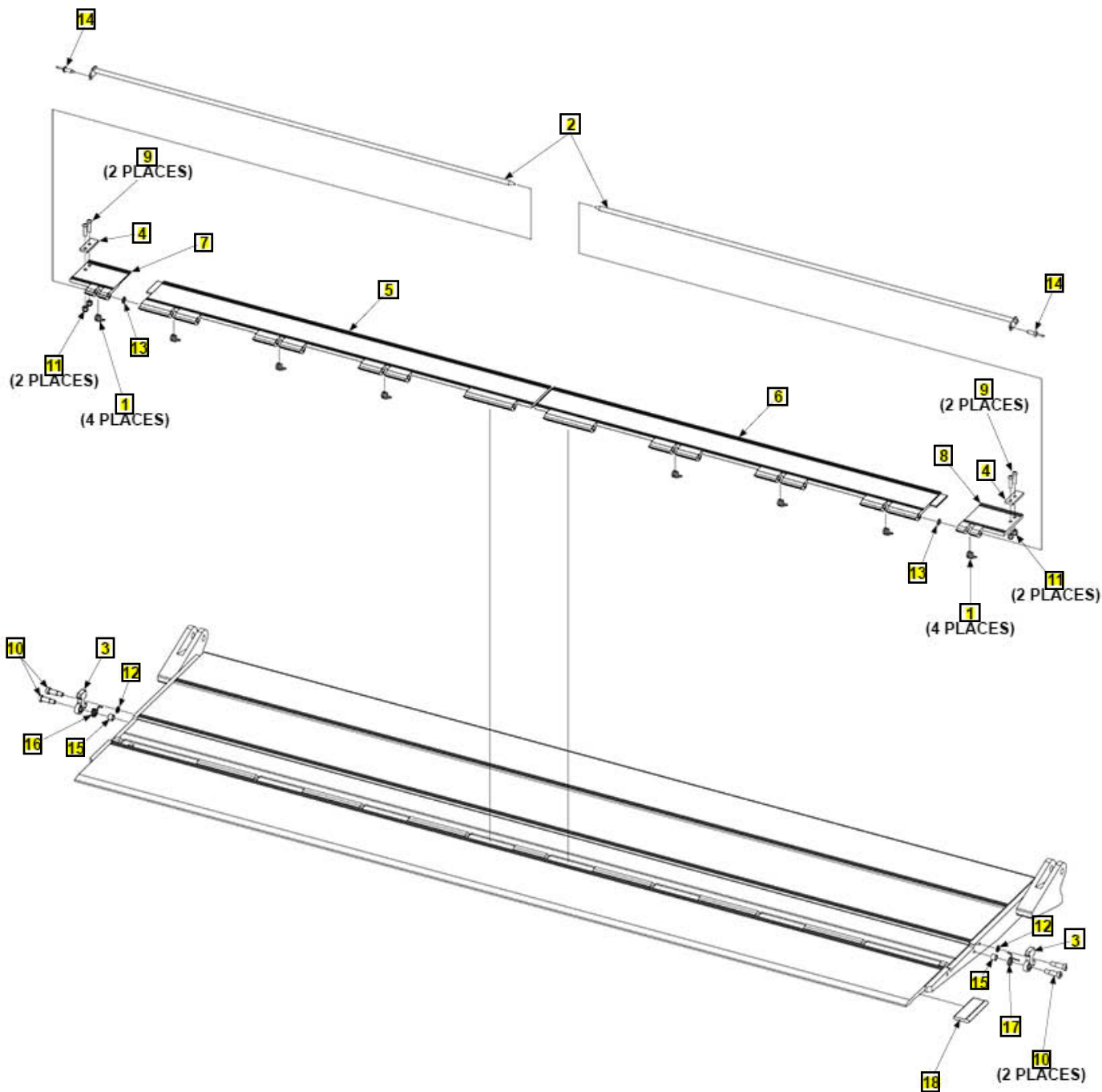
Pos	SKU	Description	Qty	Remark
REF	211926-03	F/O ASSY, AL EXTRN HGN, DCS, 80X24	1	
REF	211926-04	F/O ASSY, AL EXTRN HGN, DCS, 80X26	1	
1	282729-01	SPRING, C/S .08 WIRE, 302 SS	8	
2	282738-03	PIN WLDMT, CART STOP	2	
3	282739-01	HOOK, CART STOP LOCKING	2	
4	282748-01	FLAT, C/S LOCK SUPPORT	2	
5	286055-02	DUAL CART STOP, LH, 80" F/O	1	
6	286055-03	DUAL CART STOP, RH, 80" F/O	1	
7	286099-01	LOCK-HINGE, CART STOP, LH	1	
8	286099-02	LOCK-HINGE, CART STOP, RH	1	
9	900005-4	SCREW, BUTTON 1/4-20X1 ALLOY	4	
10	900723-05	SCREW,SHLDR.38 X.75 LG,SS	4	
11	901000	NUT, NYLON 1/4-20 ZINC	4	
12	902000-8	WASHER, FLAT .312 .063 THK	2	
13	903402-08	WASHER,FLAT,NYLON,.38ID X.56OD	2	
14	903715-06	RIVET,BL/DM,AL/AL .25X.62-.75	2	
15	905328-01	BEARING, NYL .38IDX.5ODX.38LG	2	
16	282749-01	SPRING,LH HOOK,.078 WIRE,302SS	1	
17	282749-02	SPRING,RH HOOK,.078 WIRE,302SS	1	
18	311367-10	EXTRUSION, HANDLE, AL F/O	1	

TE-25/30 FLIPOVER WITH DUAL CART STOPS

COMPLETE ASSEMBLY:

TE-25/30 FLIPOVER WITH DUAL CART STOPS

LAST UPDATED
JAN 2021 to JUL 2021



Pos	SKU	Description	Qty	Remark
REF	296895-03	F/O ASSY,AL,EXTRN HNG,DCS,80X24	1	
REF	296895-04	F/O ASSY,AL,EXTRN HNG,DCS,80X26	1	
1	282729-01	SPRING, C/S .08 WIRE, 302 SS	8	
2	282738-03	PIN WLDMT, CART STOP	2	
3	282739-01	HOOK, CART STOP LOCKING	2	
4	282748-01	FLAT, C/S LOCK SUPPORT	2	
5	286055-02	DUAL CART STOP, LH, 80" F/O	1	
6	286055-03	DUAL CART STOP, RH, 80" F/O	1	
7	286099-01	LOCK-HINGE, CART STOP, LH	1	
8	286099-02	LOCK-HINGE, CART STOP, RH	1	
9	900005-4	SCREW, BUTTON 1/4-20X1 ALLOY	4	
10	900723-05	SCREW,SHLDR.38 X.75 LG,SS	4	
11	901000	NUT, NYLON 1/4-20 ZINC	4	
12	902000-8	WASHER, FLAT .312 .063 THK	2	
13	903402-08	WASHER,FLAT,NYLON, .38ID X.56OD	2	
14	903715-06	RIVET,BL/DM,AL/AL .25X.62-.75	2	
15	905328-01	BEARING, NYL .38IDX.5ODX.38LG	2	
16	282749-01	SPRING,LH HOOK,.078 WIRE,302SS	1	
17	282749-02	SPRING,RH HOOK,.078 WIRE,302SS	1	
18	311367-10	EXTRUSION, HANDLE, AL F/O	1	

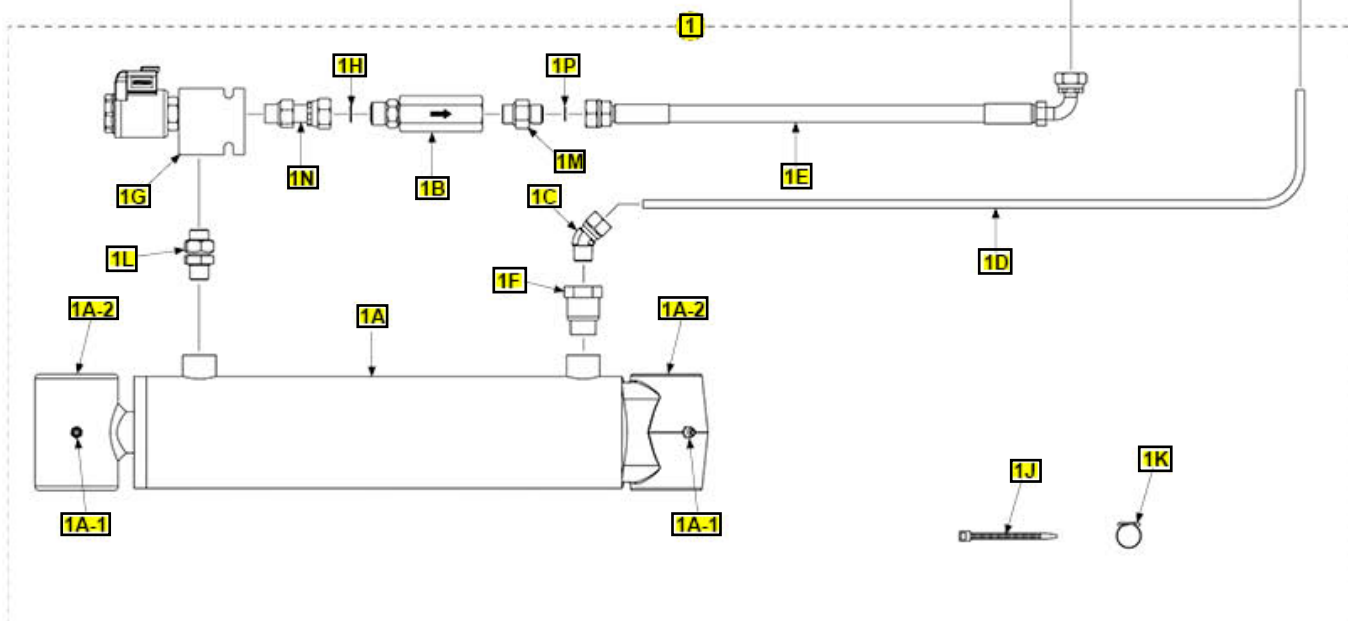
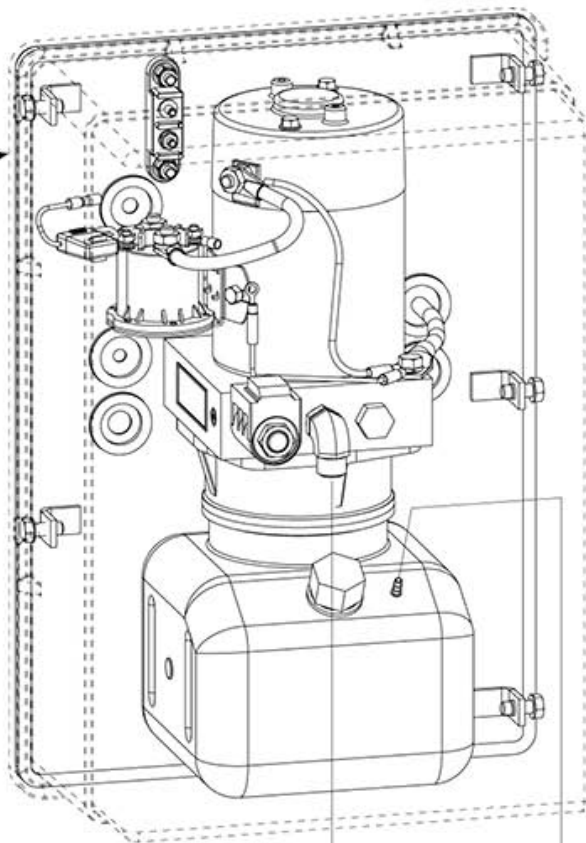
TE-25/30 HYDRAULIC SYSTEMS - GRAVITY DOWN

LAST UPDATED
JAN 2021 to present

NOTE: Replacement face seal fittings come with required O-rings.

PUMP ASSEMBLY (GRAVITY DOWN)

- 12V
- 24V



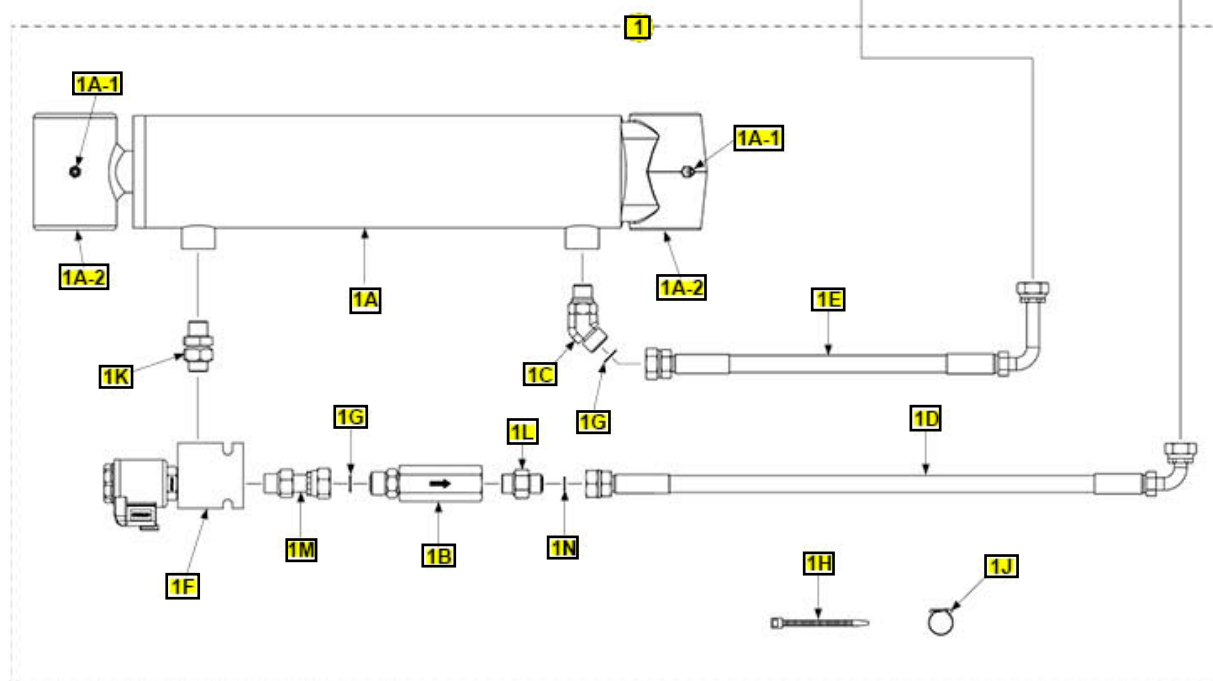
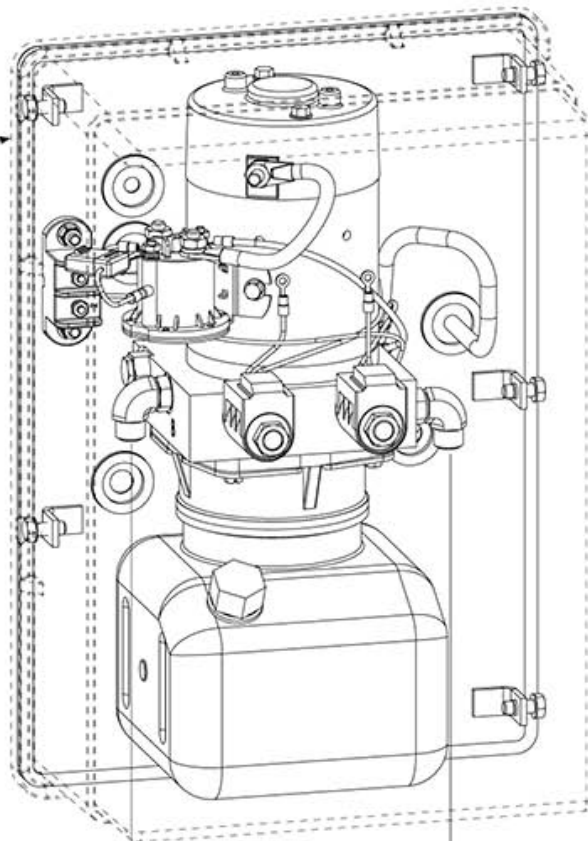
Pos	SKU	Description	Qty	Remark
1	299199-03	KIT,CYL,FITTING & HOSE,GD PMP,TE-30/TE-25	1	
1	299199-06	KIT,CYL,FITTING & HOSE,GD PMP,24VDC, TE-25/TE-30	1	
1A	299154-01	CYL 3.5DIA BORE X 10ST,S/LB/BUSH	1	
1A-1	224342	FITTING, GREASE 1/4"SELF DRILL	2	
1A-2	905112-03	BEARING, SELF LUBE 1-3/8X1-3/8	4	
1B	288518-02	VALVE,2GPM,SAE#6 M/F,PRESSURE COMP.	1	
1C	263811	ELBOW M 45 DEG.	1	
1D	224370-01	HOSE PLASTIC X 46.50"	1	
1E	209127-01	H/ASSY, .25 HP PRFS #4-6, F-F, TE'S, 44IN LG	1	
1F	228012	ADAPTER 9/16-18M-1/4F ST	1	
1G	282999-05	LOCK VALVE ASSY,12V	1	
1G	282999-07	LOCK VALVE ASSY, 24V	1	
1H	906712-02	O-RING #6, 3/8 ORFS TUBE END	1	
1J	205780	TIE, PLASTIC 7" (50 LB)	2	
1K	287513-01	NYLON HOSE CLAMP 0.39 I.D. X .22 LONG	1	
1L	906786-01	UNION STR SAE#6M- M,O-RING,ADJ	1	
1M	905179	CONNEC. F/S #4, O-RING#6 M-M	1	
1N	906751-01	FITTING SAE#6M/SW F STR O-RING	1	
1P	906712-01	O-RING #4, 1/4 ORFS TUBE END	1	

TE-25/30 HYDRAULIC SYSTEMS - POWER DOWN

LAST UPDATED
JAN 2021 to present

NOTE: Replacement face seal fittings
come with required O-rings.

PUMP ASSEMBLY
(POWER DOWN)



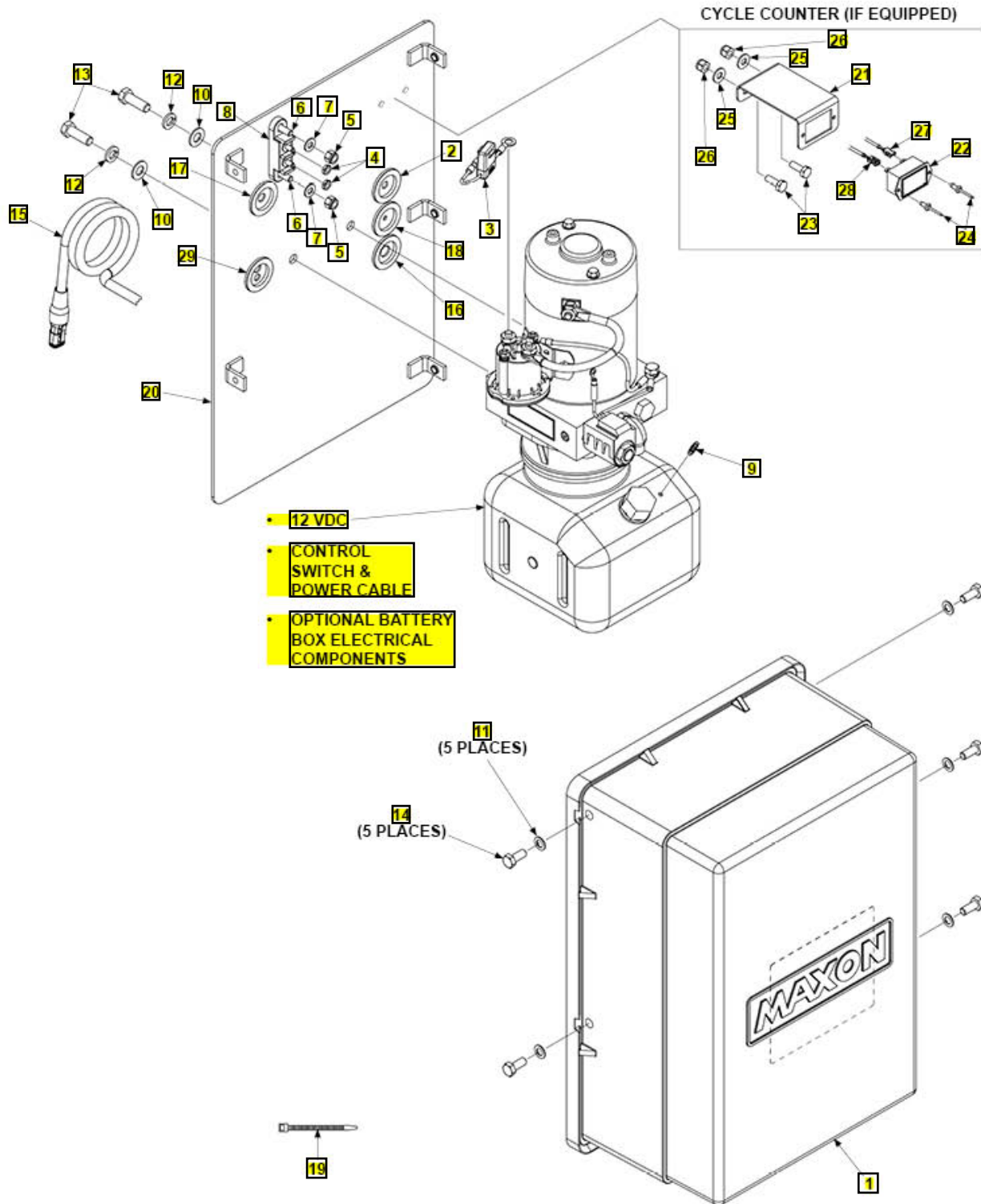
Pos	SKU	Description	Qty	Remark
1	299199-04	KIT,CYL,FITTING & HOSE,PD PMP,TE-30/TE-25	1	
1A	299154-01	CYL 3.5DIA BORE X 10ST,S/LB/BUSH	1	
1A-1	224342	FITTING, GREASE 1/4"SELF DRILL	2	
1A-2	905112-03	BEARING, SELF LUBE 1-3/8X1-3/8	4	
1B	288518-02	VALVE,2GPM,SAE#6 M/F,PRESSURE COMP.	1	
1C	906956-01	ELBOW 45 DEGREES, NPSC SAE NO.6 F/S O-R M-M	1	
1D	209127-01	H/ASSY, .25 HP PRFS #4-6, F-F, TE'S, 44IN LG	1	
1E	299073-01	H/ASSY, .25 HP ORFS#6-6, F-F, TE'S, 44IN LG	1	
1F	282999-05	LOCK VALVE ASSY,12V	1	
1G	906712-02	O-RING #6, 3/8 ORFS TUBE END	2	
1H	205780	TIE, PLASTIC 7" (50 LB)	2	
1J	287513-01	NYLON HOSE CLAMP 0.39 I.D. X .22 LONG	1	
1K	906786-01	UNION STR SAE#6M- M,O-RING,ADJ	1	
1L	905179	CONNEC. F/S #4, O-RING#6 M-M	1	
1M	906751-01	FITTING SAE#6M/SW F STR O-RING	1	
1N	906712-01	O-RING #4, 1/4 ORFS TUBE END	1	

TE-25/30 PUMP ASSEMBLY (GRAVITY DOWN 12V)

COMPLETE ASSEMBLY:

TE-25/30 PUMP ASSEMBLY (GRAVITY DOWN 12V)

LAST UPDATED
JAN 2021 to present



Pos	SKU	Description	Qty	Remark
REF	210210-01G	PUMP ASSY,12V,G/D,G	1	
REF	210210-03G	PUMP ASSY,12V,CC,G/D,G	1	
1	266419-01	COVER ASSY, TUK-A-WAY PUMP	1	
2	266428-03	GROMMET, 1.0 DIA DIAPH .31 DIA HOLE	1	
3	297046-01	FUSE HOLDER ASSY	1	
4	903107-06	NUT, HEX 10-24 UNC SS	2	
5	903137-01	NUT, NYL INSRT STOP .25-20 SS	2	
6	900000-4	BOLT, HX 1/4-20X1 GR8 ZC	2	
7	903412-01	WASHER,FLAT .25,SS	2	
8	907279-01	JUNCTION BLOCK, TWO STUD	1	
9	906728-01	FTG, TUBE, DUAL BARBED .170 ID	1	
10	902013-11	WASHER, FLAT 3/8" ZC	2	
11	902000-7	WASHER, FLAT .312 .032 THK	5	
12	902011-4	WASHER, LOCK 3/8X.094 ZC	2	
13	900014-21	SCREW, HEX CAP .38-16X1.125, G8, ZC	2	
14	900009-3	BOLT,HEX 5/16-18X3/4 GR8 ZC	5	
15	282625-17	CABLE ASSY,LOCK VALVE,16/2X70	1	
16	266428-05	GROMMET, 1.0 DIAPH .50 HOLE	1	
17	266428-04	GROMMET, 1.0 DIAPH .38 HOLE	1	
18	266428-01	GROMMET, 1.0 DIAPH .19 HOLE	1	
19	205780	TIE, PLASTIC 7" (50 LB)	2	
20	299157-01G	PLATE,PUMP MOUNT,WLDMT,G/D,G	1	
20	299157-02G	PLATE,PUMP MOUNT,WLDMT,G/D,CC,G	1	
21	297358-01	BRACKET, DIGITAL C/COUNT	1	

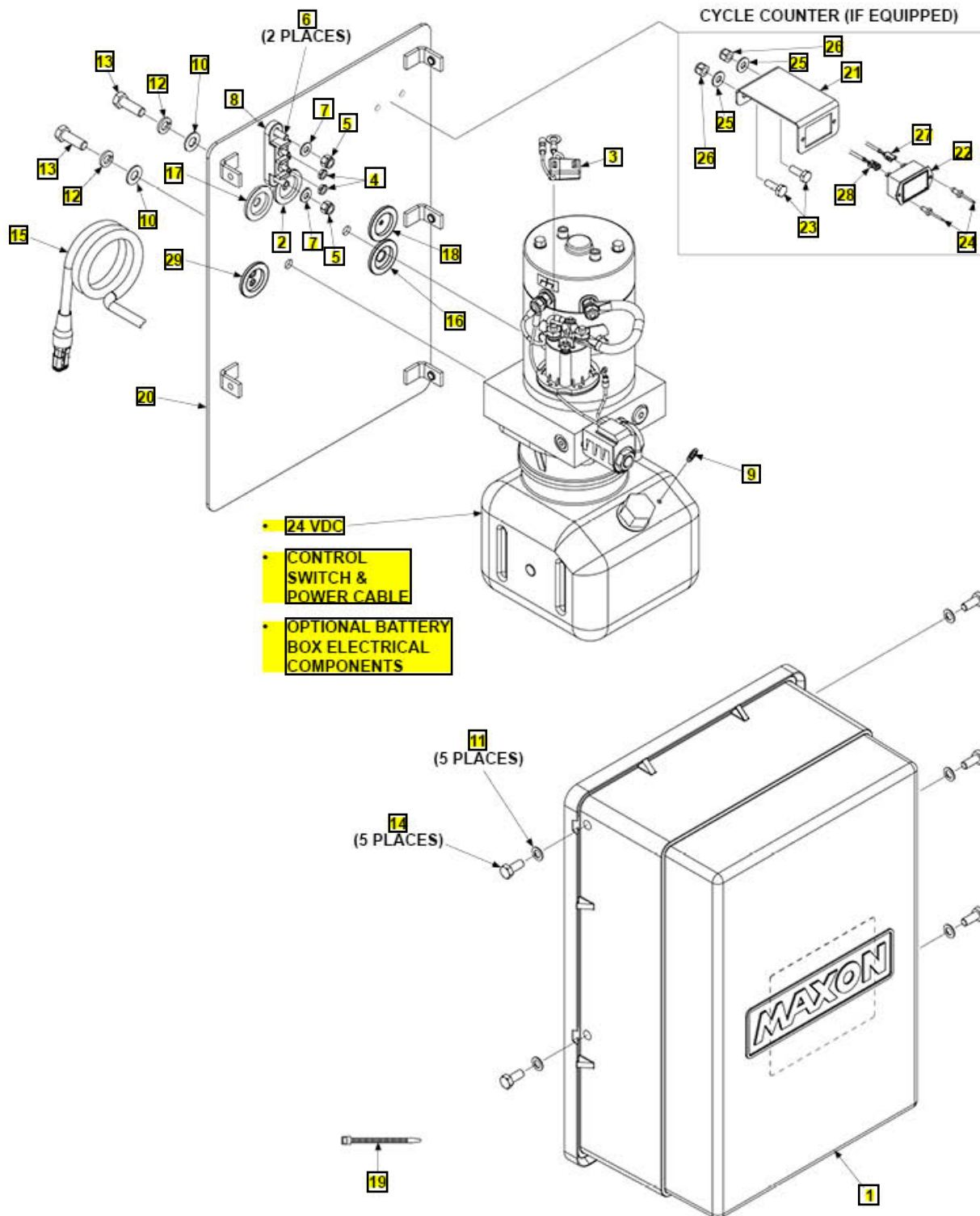
Pos	SKU	Description	Qty	Remark
22	297269-01	DIGITAL CYCLE COUNTER	1	
23	900004-2	SCREW, CAP 1/4-20X3/4 GR8 ZC	2	
24	903721-02	RIVET, BL/DM, SS .16X.13-.19	2	
25	902013-09	WASHER1/4"ZINC- SAME030564	2	
26	901000	NUT, NYLON 1/4-20 ZINC	2	
27	297274-01	WIRE ASSY, POS LOCK, RING TERM,BLK	1	
28	297274-02	WIRE ASSY, POS LOCK, RING TERM,RED	1	
29	266428-12	GROM 1 DIA PH .374/.31 HOLES	1	

TE-25/30 PUMP ASSEMBLY (GRAVITY DOWN 24V)

COMPLETE ASSEMBLY:

TE=25/30 PUMP ASSEMBLY (GRAVITY DOWN 24V)

LAST UPDATED
JAN 2021 to present



Pos	SKU	Description	Qty	Remark
REF	210210-02G	PUMP ASSY,24V.G/D,G	1	
REF	210210-04G	PUMP ASSY,24V,CC,G/D,G	1	
1	266419-01	COVER ASSY, TUK-A-WAY PUMP	1	
2	266428-03	GROMMET, 1.0 DIA DIAPH .31 DIA HOLE	1	
3	297046-01	FUSE HOLDER ASSY	1	
4	903107-06	NUT, HEX 10-24 UNC SS	2	
5	903137-01	NUT, NYL INSRT STOP .25-20 SS	2	
6	900000-4	BOLT, HX 1/4-20X1 GR8 ZC	2	
7	903412-01	WASHER,FLAT .25,SS	2	
8	907279-01	JUNCTION BLOCK, TWO STUD	1	
9	906728-01	FTG, TUBE, DUAL BARBED .170 ID	1	
10	902013-11	WASHER, FLAT 3/8" ZC	2	
11	902000-7	WASHER, FLAT .312 .032 THK	5	
12	902011-4	WASHER, LOCK 3/8X.094 ZC	2	
13	900014-21	SCREW, HEX CAP .38-16X1.125, G8, ZC	2	
14	900009-3	BOLT,HEX 5/16-18X3/4 GR8 ZC	5	
15	282625-17	CABLE ASSY,LOCK VALVE,16/2X70	1	
16	266428-05	GROMMET, 1.0 DIAPH .50 HOLE	1	
17	266428-04	GROMMET, 1.0 DIAPH .38 HOLE	1	
18	266428-01	GROMMET, 1.0 DIAPH .19 HOLE	1	
19	205780	TIE, PLASTIC 7" (50 LB)	3	
20	299157-03G	PLATE,PUMP MOUNT,WLDMT,G/D,24V,G	1	
20	299157-04G	PLATE,PUMP MOUNT,WLDMT,G/D,24V,CC,G	1	
21	297358-01	BRACKET, DIGITAL C/COUNT	1	

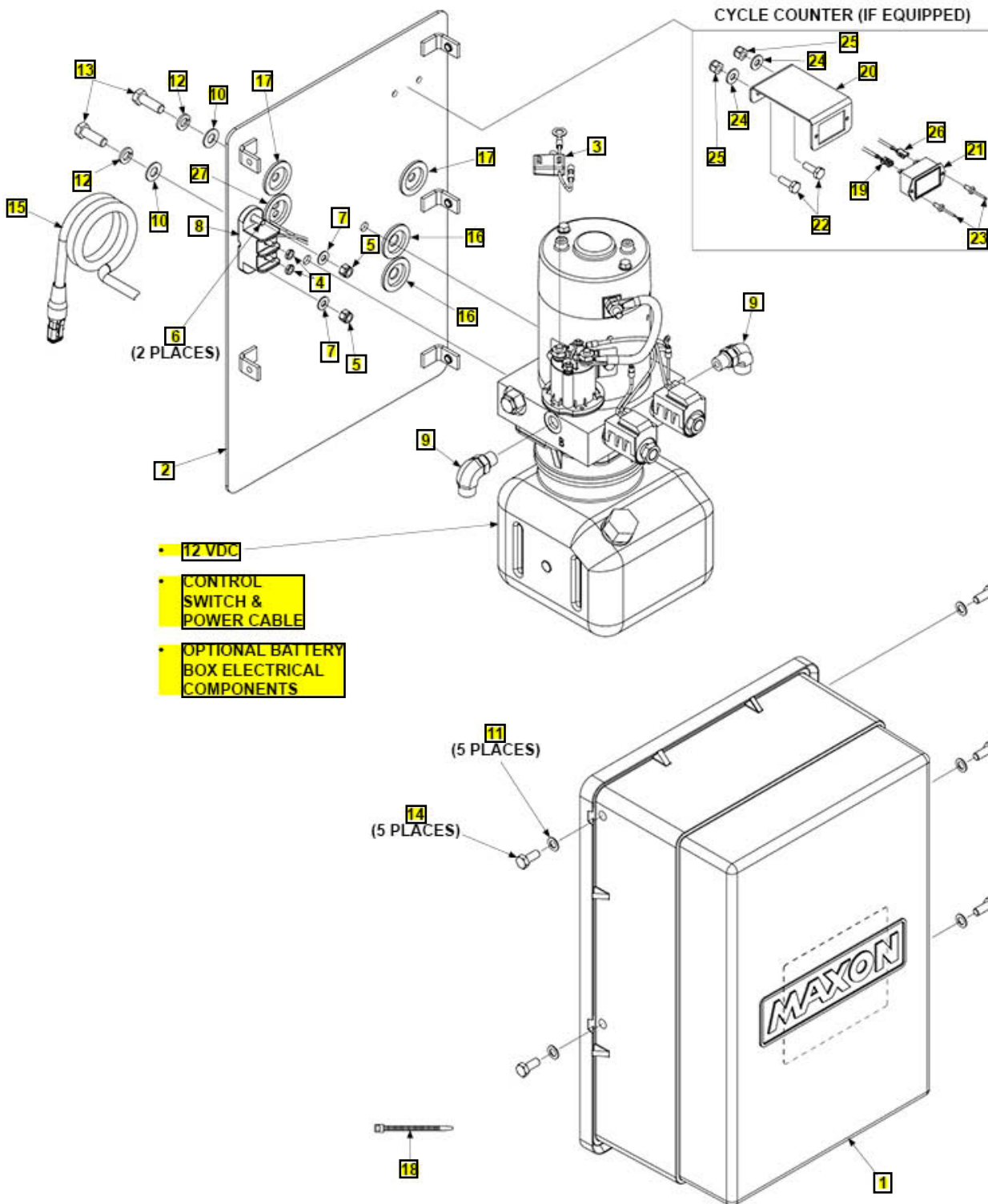
Pos	SKU	Description	Qty	Remark
22	297269-01	DIGITAL CYCLE COUNTER	1	
23	900004-2	SCREW, CAP 1/4-20X3/4 GR8 ZC	2	
24	903721-02	RIVET, BL/DM, SS .16X.13-.19	2	
25	902013-09	WASHER 1/4" ZINC- SAME 030564	2	
26	901000	NUT, NYLON 1/4-20 ZINC	2	
27	297274-01	WIRE ASSY, POS LOCK, RING TERM, BLK	1	
28	297274-02	WIRE ASSY, POS LOCK, RING TERM, RED	1	
29	266428-12	GROM 1 DIA PH .374/.31 HOLES	1	

TE-25/30 PUMP ASSEMBLY (POWER DOWN)

COMPLETE ASSEMBLY:

TE-25/30 PUMP ASSEMBLY (POWER DOWN)

LAST UPDATED
JAN 2021 to present



Pos	SKU	Description	Qty	Remark
REF	210215-01G	PUMP ASSY,12V,P/D,G	1	
REF	210215-02G	PUMP ASSY,12V,P/D,CC,G	1	
1	266419-01	COVER ASSY, TUK-A-WAY PUMP	1	
2	299159-01G	PLATE WLDMT, P/D PMP MT,G	1	
2	299159-02G	PLATE WLDMT, P/D PMP MT,CC,G	1	
3	297046-01	FUSE HOLDER ASSY	1	
4	903172-01	NUT, NYL INSRT STOP 10-32 SS	2	
5	903137-01	NUT, NYL INSRT STOP .25-20 SS	2	
6	900000-4	BOLT, HX 1/4-20X1 GR8 ZC	2	
7	903412-01	WASHER,FLAT .25,SS	2	
8	296859-01	POWER DOWN MODULE	1	
9	906707-01	ELBOW, NPSC,SAE #6 F/S O-R M-M	2	
10	902013-11	WASHER, FLAT 3/8" ZC	2	
11	902000-7	WASHER, FLAT .312 .032 THK	5	
12	902011-4	WASHER, LOCK 3/8X.094 ZC	2	
13	900014-21	SCREW, HEX CAP .38-16X1.125, G8, ZC	2	
14	900009-3	BOLT,HEX 5/16-18X3/4 GR8 ZC	5	
15	282625-17	CABLE ASSY,LOCK VALVE,16/2X70	1	
16	266428-05	GROMMET, 1.0 DIAPH .50 HOLE	2	
17	266428-04	GROMMET, 1.0 DIAPH .38 HOLE	2	
18	205780	TIE, PLASTIC 7" (50 LB)	3	
19	297274-02	WIRE ASSY, POS LOCK, RING TERM,RED	1	
20	297358-01	BRACKET, DIGITAL C/COUNT	1	
21	297269-01	DIGITAL CYCLE COUNTER	1	

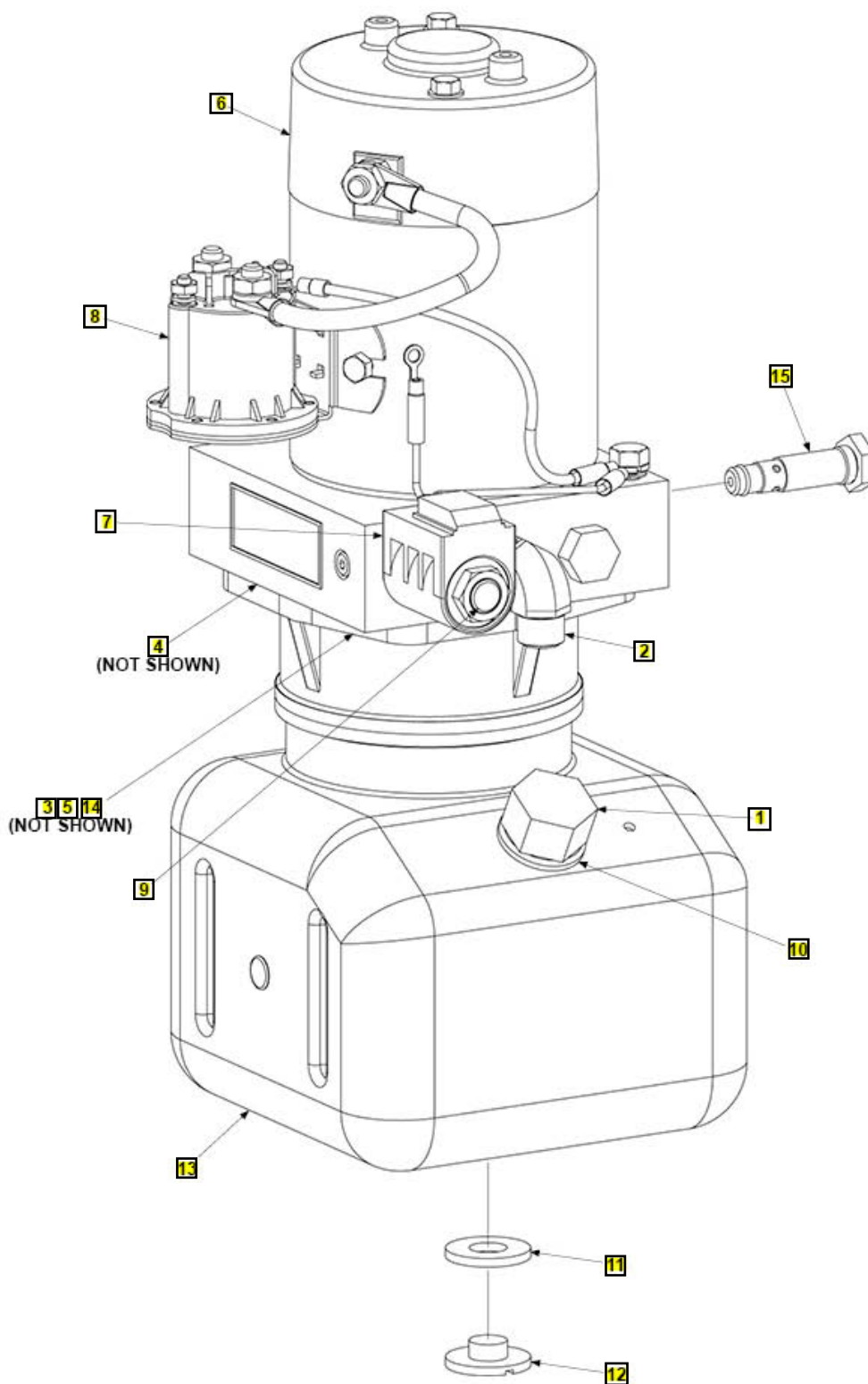
Pos	SKU	Description	Qty	Remark
22	900004-2	SCREW, CAP 1/4-20X3/4 GR8 ZC	2	
23	903721-02	RIVET, BL/DM, SS .16X.13-.19	2	
24	902013-09	WASHER1/4"ZINC- SAME030564	2	
25	901000	NUT, NYLON 1/4-20 ZINC	2	
26	297274-01	WIRE ASSY, POS LOCK, RING TERM,BLK	1	
27	266428-12	GROM 1 DIA PH .374/.31 HOLES	1	

TE-25/30 12 VDC POWER UNIT (GRAVITY DOWN)

COMPLETE ASSEMBLY:

TE-25/30 12 VDC POWER UNIT (GRAVITY DOWN)

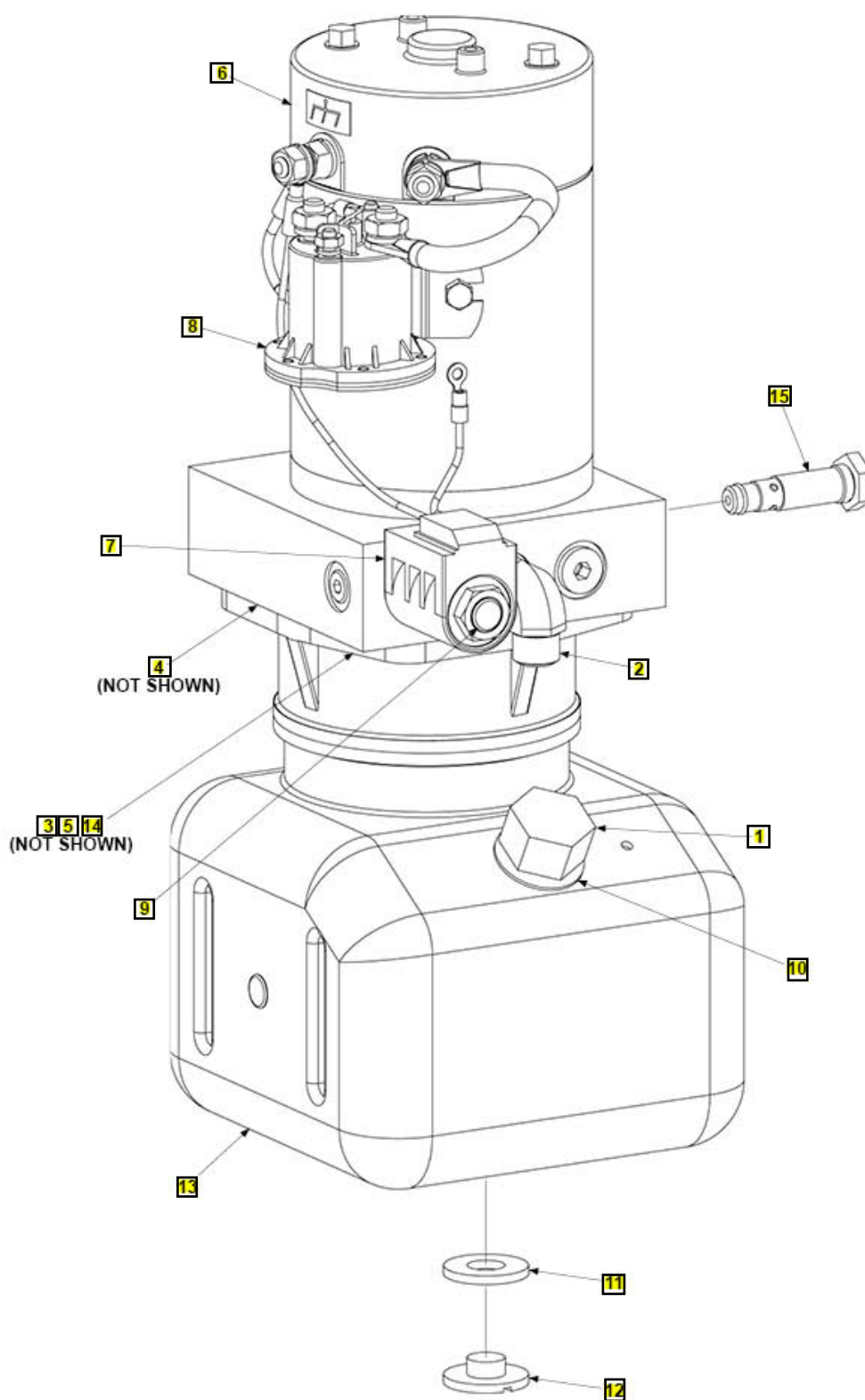
LAST UPDATED
MAY 2017 to present



Pos	SKU	Description	Qty	Remark
REF	287071-01	12 VDC PWR UNIT, G/D, TUK-A-WAY	1	
1	280806-01	FILLER, BREATHER	1	
2	906707-01	ELBOW, NPSC,SAE #6 F/S O-R M-M	1	
3	260261	OIL SEAL,PUMP	1	
4	290061	SEAL SQUARE CUT PL RESERVOIR	1	
5	290020	O-RING, KEPNER CHECK VALVE	1	
6	290175-01	12 VOLT D.C. MOTOR W/OUT TERM SW	1	
7	290210	12 VDC COIL, DOUBLE LEADS (PDL12) (39002186)	1	
8	284080-01	SWITCH, SOLENOID ASSY	1	
9	290215	(USE 906822-01) VALVE 2P2W NC DELTA (38502314)	1	
10	908016-01	GROMMET, RUBBER, .60 ID	1	
11	290209	WASHER, .56 ID X 1.25 OD (61200504)	1	
12	290208	PLUG, 9/16-18, PLASTIC TANK (35901162)	1	
13	290207	RESERVOIR, PLASTIC, 8.00 LG (32301527)	1	
14	906781-01	PUMP ASSY,203,GPT P/D	1	
15	906737-01	CARTRIDGE RELIEF VALVE	1	

TE-25/30 24 VDC POWER UNIT (GRAVITY DOWN)

COMPLETE ASSEMBLY:

TE-25/30 24 VDC POWER UNIT (GRAVITY DOWN)LAST UPDATED
MAY 2017 to present

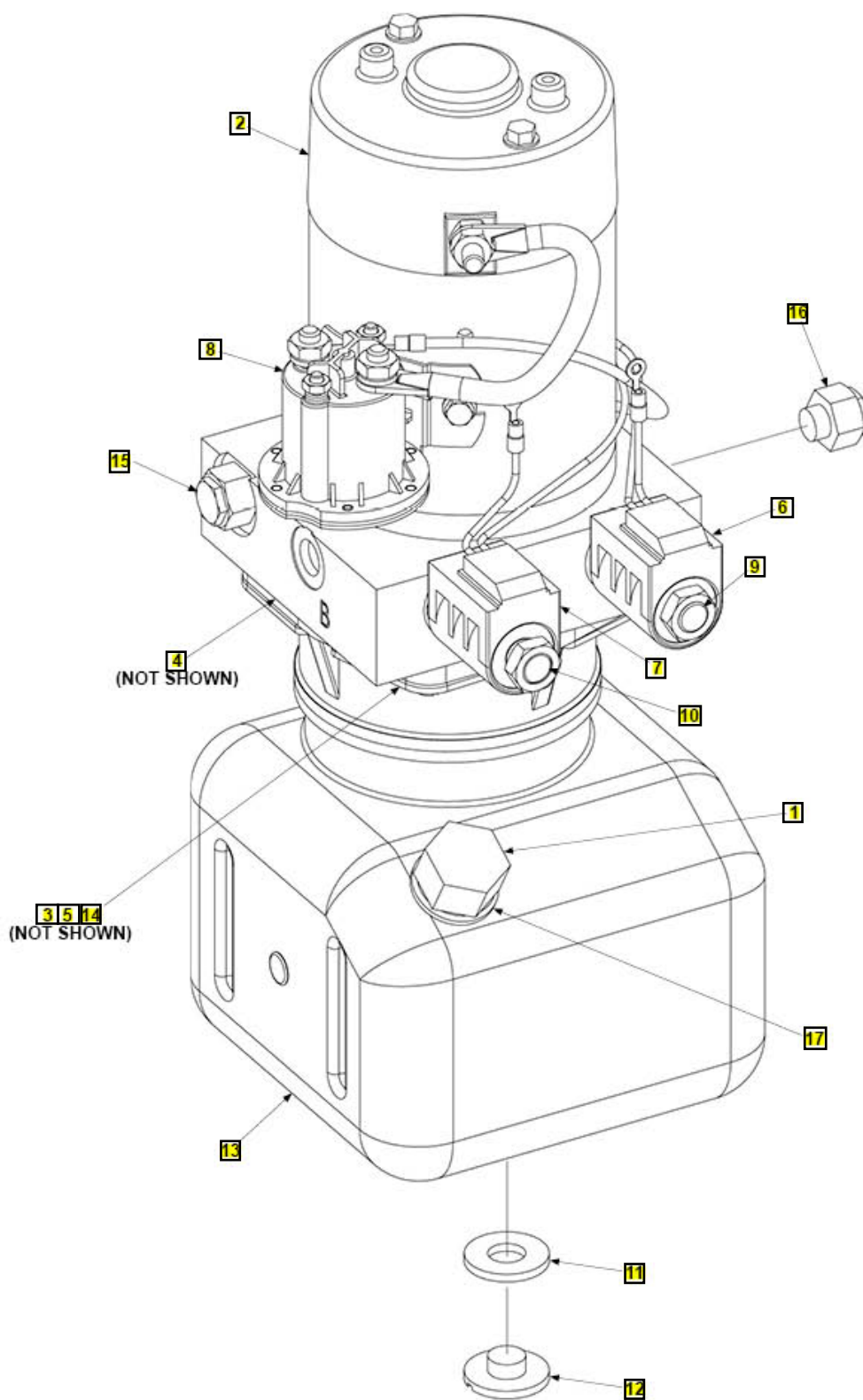
Pos	SKU	Description	Qty	Remark
REF	287072-01	24VDC POWER UNIT, GD, TUK-A-WAY	1	
1	280806-01	FILLER, BREATHER	1	
2	906707-01	ELBOW, NPSC,SAE #6 F/S O-R M-M	1	
3	260261	OIL SEAL,PUMP	1	
4	290061	SEAL SQUARE CUT PL RESERVOIR	1	
5	290020	O-RING, KEPNER CHECK VALVE	1	
6	290176-01	(SAME AS 281573-01) 24VDC MOTOR W/OUT TERM SW	1	
7	290211	24 VDC COIL, DOUBLE LEADS (PDL24) (39002187)	1	
8	284080-02	SWITCH, SOLENOID ASSY, 24VDC	1	
9	290215	(USE 906822-01) VALVE 2P2W NC DELTA (38502314)	1	
10	908016-01	GROMMET, RUBBER, .60 ID	1	
11	290209	WASHER, .56 ID X 1.25 OD (61200504)	1	
12	290208	PLUG, 9/16-18, PLASTIC TANK (35901162)	1	
13	290207	RESERVOIR, PLASTIC, 8.00 LG (32301527)	1	
14	906781-01	PUMP ASSY,203,GPT P/D	1	
15	906737-01	CARTRIDGE RELIEF VALVE	1	

TE-25/30 12 VDC POWER UNIT (POWER DOWN)

COMPLETE ASSEMBLY:

TE-25/30 12 VDC POWER UNIT (POWER DOWN)

LAST UPDATED
MAY 2017 to present



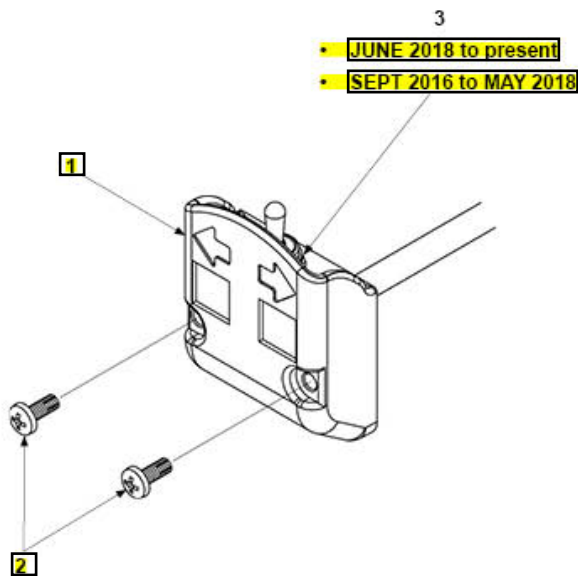
Pos	SKU	Description	Qty	Remark
REF	287076-01	12VDC POWER UNIT, P/D TUK-A-WAY	1	
1	280806-01	FILLER, BREATHER	1	
2	290177-01	(REPLACED BY 906780-01) 12VDC MOTOR W/OUT TERM SW, P/D	1	
3	260261	OIL SEAL,PUMP	1	
4	290061	SEAL SQUARE CUT PL RESERVOIR	1	
5	290020	O-RING, KEPNER CHECK VALVE	1	
6	290213	12 VDC COIL, DOUBLE LEADS (PDL12) (39002189)	1	
7	290212	12 VDC COIL, DOUBLE LEADS (DDL12) (39002188)	1	
8	284080-01	SWITCH, SOLENOID ASSY	1	
9	290215	(USE 906822-01) VALVE 2P2W NC DELTA (38502314)	1	
10	290047	VALVE CARTRIDGE 4WAY	1	
11	290209	WASHER, .56 ID X 1.25 OD (61200504)	1	
12	290208	PLUG, 9/16-18, PLASTIC TANK (35901162)	1	
13	290214	RESERVOIR, PLASTIC, 8.00 LG (32301528)	1	
14	906781-01	PUMP ASSY,203,GPT P/D	1	
15	268174-01	RELIEF VALVE,ADJUST,1100PSI	1	
16	906930-01	RELIEF VALVE "RV1" SET @ 2400 PSI	1	
17	908016-01	GROMMET, RUBBER, .60 ID	1	

CONTROL SWITCH AND POWER CABLE

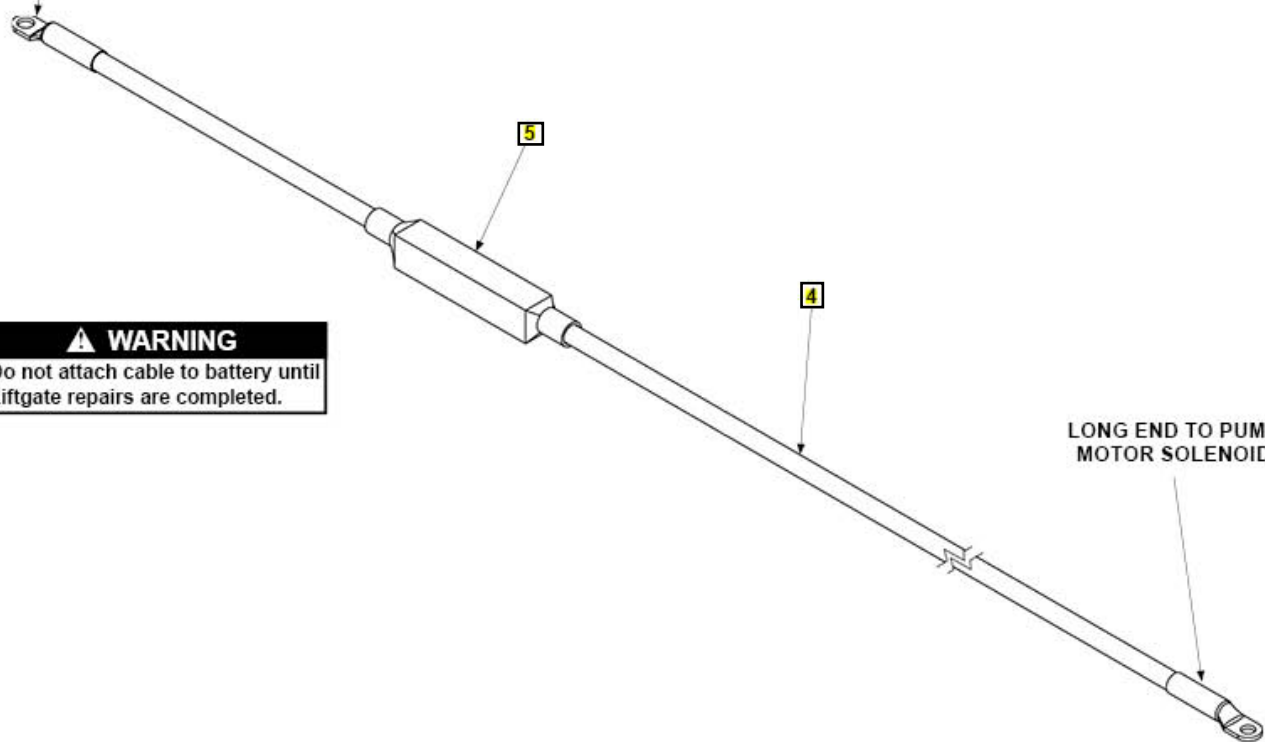
**LAST UPDATED
SEPT 2016 to present**

NOTE: Use switch to raise and lower Liftgate to make sure switch operates as shown on the decal.

NOTE: MAXON recommends using dielectric grease on all electrical connections.



SHORT END TO VEHICLE BATTERY



⚠ WARNING
Do not attach cable to battery until Liftgate repairs are completed.

Pos	SKU	Description	Qty	Remark
1	296855-01	TOGGLE SWITCH ASSY, 138IN LG	1	
2	900057-7	SCREW, SELF TAP, 10-24X1-1/2 PH, ZC	2	
3 New	907220	SOFT INV TOGGLE BOOT	1	
3 Old	905206	SWITCH SEAL BOOT, HALF-TOGGLE	1	
4	264422	CABLE ASSY, 175 AMPS, 38FT	1	
5	264687	KIT, MEGA FUSEN 175 AMPS	1	

TE-25/30 DECAL

LAST UPDATED
JAN 2021 to present

CAUTION
Always stand clear of platform area.

WARNING
Read this information carefully

- Improper operation of this Liftgate can result in serious personal injury. If you do not have a copy of the operating instructions, please obtain them from your employer, distributor, or dealer before you attempt to operate the Liftgate.
- If there are signs of improper maintenance, damage to vital parts, or slippery platform surfaces, do not use the Liftgate until these problems have been corrected.
- If you are using a pallet jack, be sure it can be maneuvered safely.
- Do not operate a forklift on the platform.
- Do not allow any part of yours or your helper's body to be placed under, within, or across any part of the moving Liftgate, or its mechanism, or in a position that would trap them between the platform and the ground or track when the Liftgate is retracted.
- If a helper is riding the platform with you, make sure you are both doing so safely and that you are not in danger of coming in contact with any moving or potentially moving obstacle.
- USE GOOD COMMON SENSE
- If steel appears to be unsafe, do not lift or lower it.

For a free copy of the operating manual or for the most recent Liftgate data sheet, visit us online at www.walker.com or call Customer Service at 800-674-4444. PW 500001-01 (C)

SAFETY INSTRUCTIONS
Read all decals and operation manual before operating Liftgate.

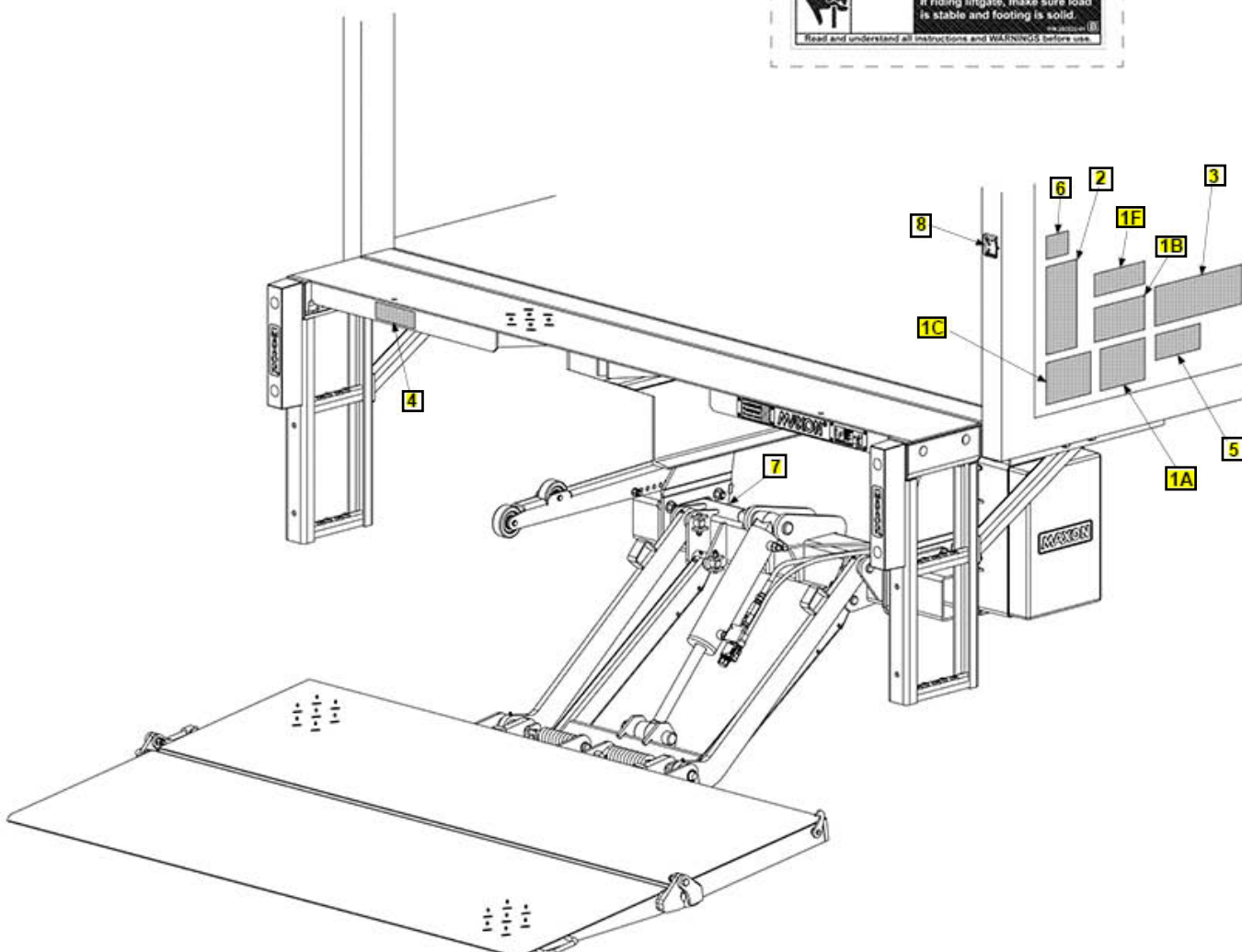
1. Do not use Liftgate unless you have been properly instructed and have read and are familiar with the operating instructions.
2. Be certain vehicle is properly and securely braked before using the Liftgate.
3. Always inspect this Liftgate for maintenance or damage before using it. Do not use Liftgate if it shows any sign of damage or improper maintenance.
4. Do not overload.
5. Make certain the area in which the platform will open and close is clear before opening or closing the platform.
6. Make certain platform area, including the area in which loads may fall from platform, is clear before and at all times during operation of Liftgate.
7. This Liftgate is intended for loading and unloading of cargo only. Do not use this Liftgate for anything but its intended use.

PW 500001-01 (A)

WARNING
Liftgate hazards can result in crushing or falling. Keep hands and feet clear of pinch points. If riding liftgate, make sure load is stable and footing is solid.

Read and understand all instructions and WARNINGS before use. PW 500001-01 (B)

1 →

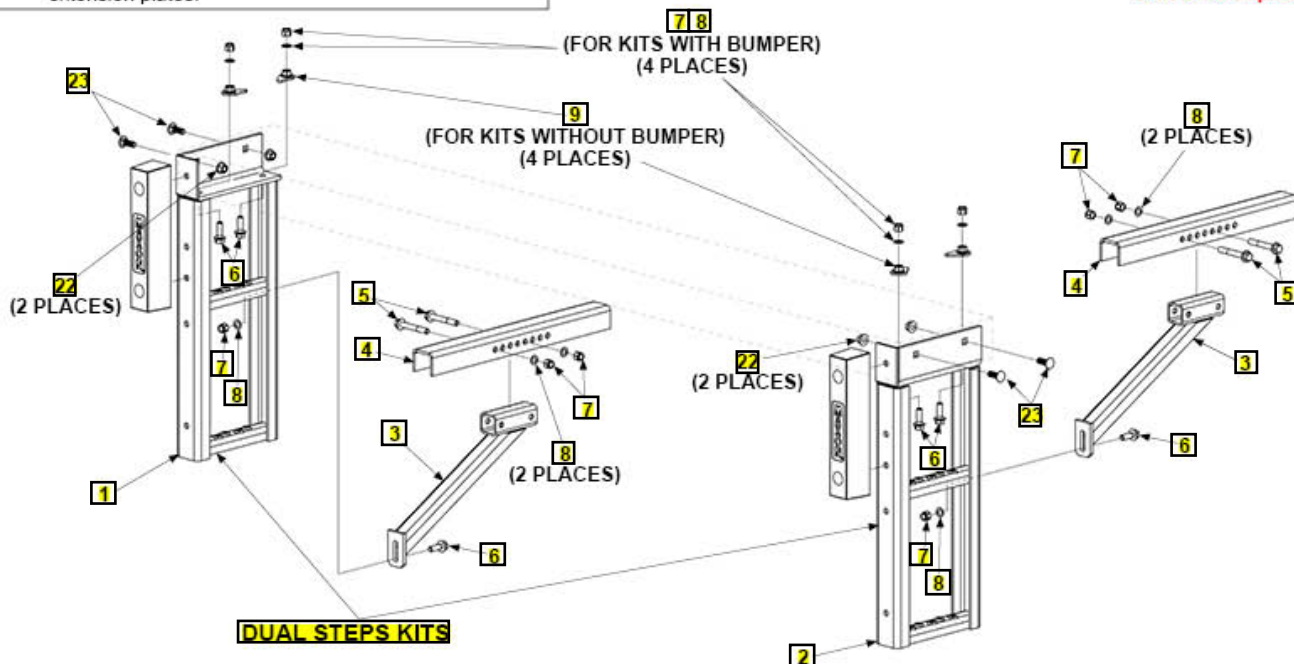


Pos	SKU	Description	Qty	Remark
1	282522-01	DECAL SHEET,SM WARN & CAUTION	1	
1A	282522-01	DECAL SHEET,SM WARN & CAUTION	1	
1B	282522-01	DECAL SHEET,SM WARN & CAUTION	1	
1C	282522-01	DECAL SHEET,SM WARN & CAUTION	1	
1F	282522-01	DECAL SHEET,SM WARN & CAUTION	1	
2	285800-03	DECAL, TUK-A-WAY TE OPER INSTRUC	1	
3	282847-02	DECAL,WARNING,STOW,TUK-A-WAY		
4	265736-03	DECAL WARNING PINCH HAZARD	1	
5	220382	DECAL 2500# CAPACITY	1	
5	220388	DECAL 3000# CAPACITY 2X3.75	1	
6	298634-01	DECAL, MAXON 24/7 SPRT, OPER	1	
7	299348-02	DECAL, QR CODE, TE25/TE30	1	
8	299038-01	DECAL, SHEET, UP AND DOWN BILINGUAL	1	

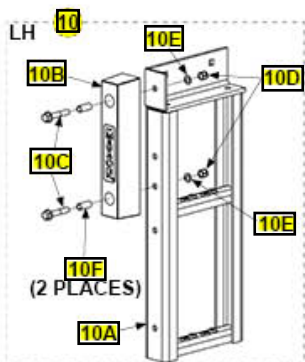
DUAL STEPS KITS

NOTE: Dual steps shown are only compatible with bolt-on extension plates.

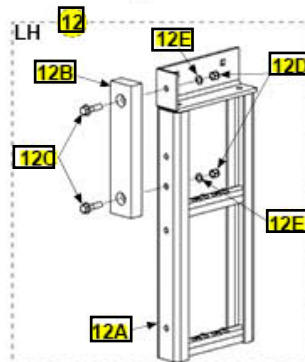
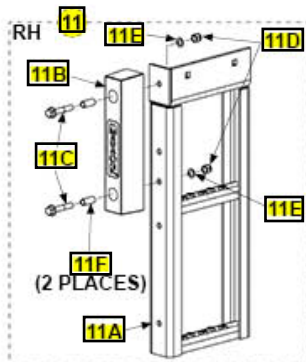
LAST UPDATED
JAN 2018 to present



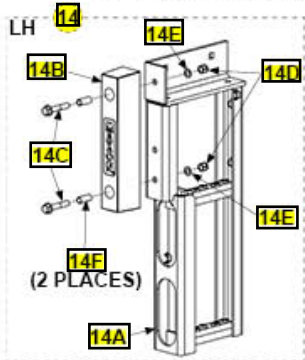
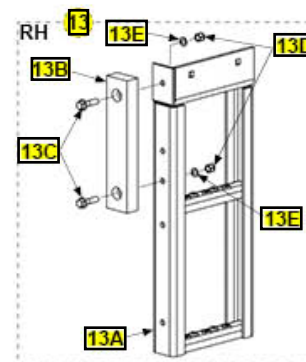
DUAL STEPS KITS



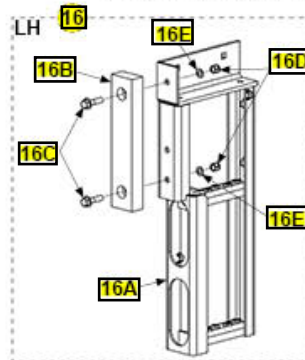
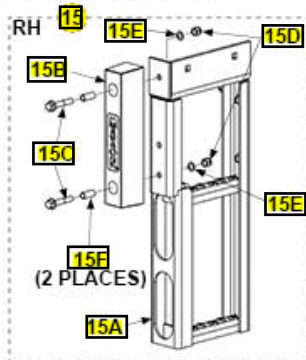
DUAL STEP ASSEMBLY WITH RUBBER BUMPER



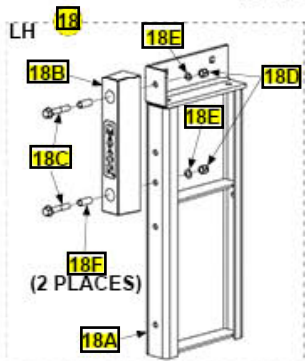
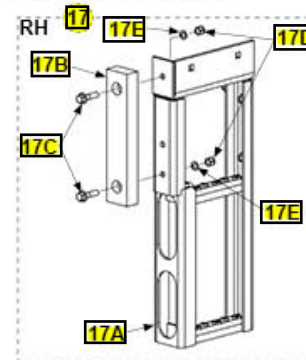
DUAL STEP ASSEMBLY WITH PLASTIC BUMPER



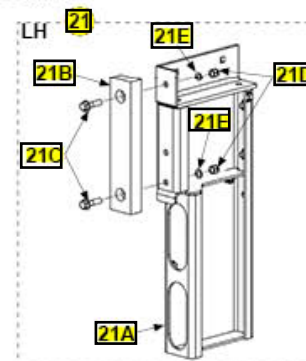
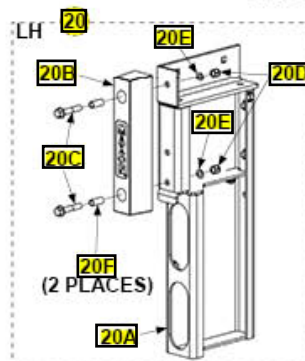
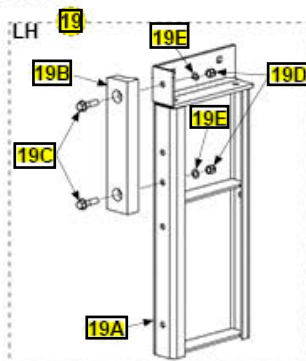
OVAL LIGHT DUAL STEP ASSEMBLY WITH RUBBER BUMPER



OVAL LIGHT DUAL STEP ASSEMBLY WITH PLASTIC BUMPER



DUAL NO STEP ASSEMBLY WITH BUMPER



Pos	SKU	Description	Qty	Remark
REF	288705-01	KIT, DUAL STEPS, 14" RBR BMPRS	1	
REF	288705-01G	KIT, DUAL STEPS, 14" RBR BMPRS, G	1	
REF	288705-02	KIT, DUAL STEPS, 13.5" PE BMPRS	1	
REF	288705-02G	KIT, DUAL STEPS, 13.5" PE BMPRS, G	1	
REF	288705-03	KIT, DUAL STEPS, SS NO/STPS, 14" RBR BMPRS	1	
REF	288705-03G	KIT, DUAL STEPS, SS NO/STPS, 14" RBR BMPRS,G	1	
REF	288705-04	KIT, DUAL STEPS, SS NO/STPS, 13.5" PE BMPRS	1	
REF	288705-04G	KIT, DUAL STEPS, SS NO/STPS, 13.5" PE BMPRS,G	1	
REF	288705-05	KIT, DUAL STEPS NO BMPRS	1	
REF	288705-05G	KIT, DUAL STEPS NO BMPRS, G	1	
REF	288705-06	KIT, DUAL STEPS, SS NO/STEPS,NO BMPRS	1	
REF	288705-06G	KIT, DUAL STEPS, SS NO/STEPS,NO BMPRS, G	1	
REF	288705-31	KIT, DUAL STEPS W/LGHT, 14" RBR BMPRS	1	
REF	288705-31G	KIT, DUAL STEPS W/LGHT, 14" RBR BMPRS, G	1	
REF	288705-32	KIT, DUAL STEPS W/LGHT, 13.5" PE BMPRS	1	
REF	288705-32G	KIT, DUAL STEPS W/LGHT, 13.5" PE BMPRS, G	1	
REF	288705-33	KIT, DUAL STEPS W/LGHT, SS NO/STPS, 14" RBR BMPRS	1	
REF	288705-33G	KIT, DUAL STEPS W/LGHT, SS NO/STPS, 14" RBR BMPRS,G	1	
REF	288705-34	KIT, DUAL STEPS W/LGHT, SS NO/STPS, 13.5" PE BMPRS	1	

Pos	SKU	Description	Qty	Remark
REF	288705-34G	KIT, DUAL STEPS W/LGHT, SS NO/STPS, 13.5" PE BMPRS,G	1	
REF	288705-35	KIT, DUAL STEPS W/LGHT, NO BMPRS	1	
REF	288705-35G	KIT, DUAL STEPS W/LGHT, NO BMPRS, G	1	
REF	288705-36	KIT, DUAL STEPS W/LGHT, SS NO/STEPS,NO BMPRS	1	
REF	288705-36G	KIT, DUAL STEPS W/LGHT, SS NO/STEPS,NO BMPRS, G	1	
1	288675-01	DUAL STEP WLDMT, LH	1	
1	288675-01G	DUAL STEP WLDMT, LH, G	1	
1	288675-03	CHANNEL WLDMT 29.5" LG, NO STEPS, LH	1	
1	288675-03G	CHANNEL WLDMT 29.5" LG, NO STEPS, LH, G	1	
1	288675-31	DUAL STEP WLDMT,W/OVL LGHT, LH	1	
1	288675-31G	DUAL STEP WLDMT,W/OVL LGHT, LH, G	1	
1	288675-33	CHNL WLDMT,W/OVL LGHT, NO STEPS, LH	1	
1	288675-33G	CHNL WLDMT,W/OVL LGHT, NO STEPS, LH, G	1	
2	288675-02	DUAL STEP WLDMT, RH	1	
2	288675-02G	DUAL STEP WLDMT, RH, G	1	
2	288675-32	DUAL STEP WLDMT,W/OVL LGHT, RH	1	
2	288675-32G	DUAL STEP WLDMT,W/OVL LGHT, RH, G	1	
3	288688-01	SUPPORT WLDMT, STEPS	2	
3	288688-01G	SUPPORT WLDMT, STEPS, GAL	2	
4	288419-01	CHANNEL, STEP MOUNT	2	
5	901024-10	BOLT HEX FRAME .5-13X3.5"LG	4	
6	901024-5	BOLT HEX FRAME .5-13 X 1.50" LG	6	

Pos	SKU	Description	Qty	Remark
7	901010	NUT, NYLON LOCK 1/2-13 ZC	10	
8	902000-14	WASHER, FLAT .500X.063 THK	10	
9	283700-01	TEAR DROP WLDMT	4	
10	288690-01	DUAL STEP ASSY, LH, 14"RBR BMPR	1	
10	288690-01G	DUAL STEP ASSY, LH, 14"RBR BMPR,G	1	
10A	288675-01	DUAL STEP WLDMT, LH	1	
10A	288675-01G	DUAL STEP WLDMT, LH, G	1	
10B	905344-02	BUMPER, RUBBER, BLK, 2.5X3X14	1	
10C	901024-9	BOLT HEX FRAME .5-13 X 2.75"LG	2	
10D	901010	NUT, NYLON LOCK 1/2-13 ZC	2	
10E	902000-14	WASHER, FLAT .500X.063 THK	2	
10F	092036-10	RD MECH TUBE.625ODX.058WX1.44L	2	
11	288690-02	DUAL STEP ASSY, RH, 14"RBR BMPR	1	
11	288690-02G	DUAL STEP ASSY, RH, 14"RBR BMPR,G	1	
11A	288675-02	DUAL STEP WLDMT, RH	1	
11A	288675-02G	DUAL STEP WLDMT, RH, G	1	
11B	905344-02	BUMPER, RUBBER, BLK, 2.5X3X14	1	
11C	901024-9	BOLT HEX FRAME .5-13 X 2.75"LG	2	
11D	901010	NUT, NYLON LOCK 1/2-13 ZC	2	
11E	902000-14	WASHER, FLAT .500X.063 THK	2	
11F	092036-10	RD MECH TUBE.625ODX.058WX1.44L	2	
12	288690-03	DUAL STEP ASSY, LH, 13.5"PE BMPR	1	
12	288690-03G	DUAL STEP ASSY, LH, 13.5"PE BMPR,G	1	

Pos	SKU	Description	Qty	Remark
12A	288675-01	DUAL STEP WLDMT, LH	1	
12A	288675-01G	DUAL STEP WLDMT, LH, G	1	
12B	905386-01	BUMPER PLASTIC, 1.5 X 2.85 X 13.5 LG	1	
12C	901024-7	BOLT HEX FRAME .5-13 X 2.00"LG	2	
12D	901010	NUT, NYLON LOCK 1/2-13 ZC	2	
12E	902000-14	WASHER, FLAT .500X.063 THK	2	
13	288690-04	DUAL STEP ASSY, RH, 13.5"PE BMPR	1	
13	288690-04G	DUAL STEP ASSY, RH, 13.5"PE BMPR,G	1	
13A	288675-02	DUAL STEP WLDMT, RH	1	
13A	288675-02G	DUAL STEP WLDMT, RH, G	1	
13B	905386-01	BUMPER PLASTIC, 1.5 X 2.85 X 13.5 LG	1	
13C	901024-7	BOLT HEX FRAME .5-13 X 2.00"LG	2	
13D	901010	NUT, NYLON LOCK 1/2-13 ZC	2	
13E	902000-14	WASHER, FLAT .500X.063 THK	2	
14	288690-31	DUAL STEP ASSY, O/LGHT, LH, 14"RBR BMPR	1	
14	288690-31G	DUAL STEP ASSY, O/LGHT, LH, 14"RBR BMPR, G	1	
14A	288675-31	DUAL STEP WLDMT,W/OVL LGHT, LH	1	
14A	288675-31G	DUAL STEP WLDMT,W/OVL LGHT, LH, G	1	
14B	905344-02	BUMPER, RUBBER, BLK, 2.5X3X14	1	
14C	901024-9	BOLT HEX FRAME .5-13 X 2.75"LG	2	
14D	901010	NUT, NYLON LOCK 1/2-13 ZC	2	
14E	902000-14	WASHER, FLAT .500X.063 THK	2	

Pos	SKU	Description	Qty	Remark
14F	092036-10	RD MECH TUBE.625ODX.058WX1.44L	2	
15	288690-32	DUAL STEP ASSY, O/LGHT, RH, 14"RBR BMPR	1	
15	288690-32G	DUAL STEP ASSY, O/LGHT, RH, 14"RBR BMPR,G	1	
15A	288675-32	DUAL STEP WLDMT,W/OVL LGHT, RH	1	
15A	288675-32G	DUAL STEP WLDMT,W/OVL LGHT, RH, G	1	
15B	905344-02	BUMPER, RUBBER, BLK, 2.5X3X14	1	
15C	901024-9	BOLT HEX FRAME .5-13 X 2.75"LG	2	
15D	901010	NUT, NYLON LOCK 1/2-13 ZC	2	
15E	902000-14	WASHER, FLAT .500X.063 THK	2	
15F	092036-10	RD MECH TUBE.625ODX.058WX1.44L	2	
16	288690-33	DUAL STEP ASSY, O/LGHT, LH, 13.5"PE BMPR	1	
16	288690-33G	DUAL STEP ASSY, O/LGHT, LH, 13.5"PE BMPR,G	1	
16A	288675-31	DUAL STEP WLDMT,W/OVL LGHT, LH	1	
16A	288675-31G	DUAL STEP WLDMT,W/OVL LGHT, LH, G	1	
16B	905386-01	BUMPER PLASTIC, 1.5 X 2.85 X 13.5 LG	1	
16C	901024-7	BOLT HEX FRAME .5-13 X 2.00"LG	2	
16D	901010	NUT, NYLON LOCK 1/2-13 ZC	2	
16E	902000-14	WASHER, FLAT .500X.063 THK	2	
17	288690-34	DUAL STEP ASSY, O/LGHT, RH, 13.5"PE BMPR	1	
17	288690-34G	DUAL STEP ASSY, O/LGHT, RH, 13.5"PE BMPR,G	1	

Pos	SKU	Description	Qty	Remark
17A	288675-32	DUAL STEP WLDMT,W/OVL LGHT, RH	1	
17A	288675-32G	DUAL STEP WLDMT,W/OVL LGHT, RH, G	1	
17B	905386-01	BUMPER PLASTIC, 1.5 X 2.85 X 13.5 LG	1	
17C	901024-7	BOLT HEX FRAME .5-13 X 2.00"LG	2	
17D	901010	NUT, NYLON LOCK 1/2-13 ZC	2	
17E	902000-14	WASHER, FLAT .500X.063 THK	2	
18	288690-05	DUAL NO STEP ASSY, LH, 14"RBR BMPR	1	
18	288690-05G	DUAL NO STEP ASSY, LH, 14"RBR BMPR,G	1	
18A	288675-03	CHANNEL WLDMT 29.5" LG, NO STEPS, LH	1	
18A	288675-03G	CHANNEL WLDMT 29.5" LG, NO STEPS, LH, G	1	
18B	905344-02	BUMPER, RUBBER, BLK, 2.5X3X14	1	
18C	901024-9	BOLT HEX FRAME .5-13 X 2.75"LG	2	
18D	901010	NUT, NYLON LOCK 1/2-13 ZC	2	
18E	902000-14	WASHER, FLAT .500X.063 THK	2	
18F	092036-10	RD MECH TUBE.625ODX.058WX1.44L	2	
19	288690-06	DUAL NO STEP ASSY, LH, 13.5"PE BMPR	1	
19	288690-06G	DUAL NO STEP ASSY, LH, 13.5"PE BMPR,G	1	
19A	288675-03	CHANNEL WLDMT 29.5" LG, NO STEPS, LH	1	
19A	288675-03G	CHANNEL WLDMT 29.5" LG, NO STEPS, LH, G	1	
19B	905386-01	BUMPER PLASTIC, 1.5 X 2.85 X 13.5 LG	1	

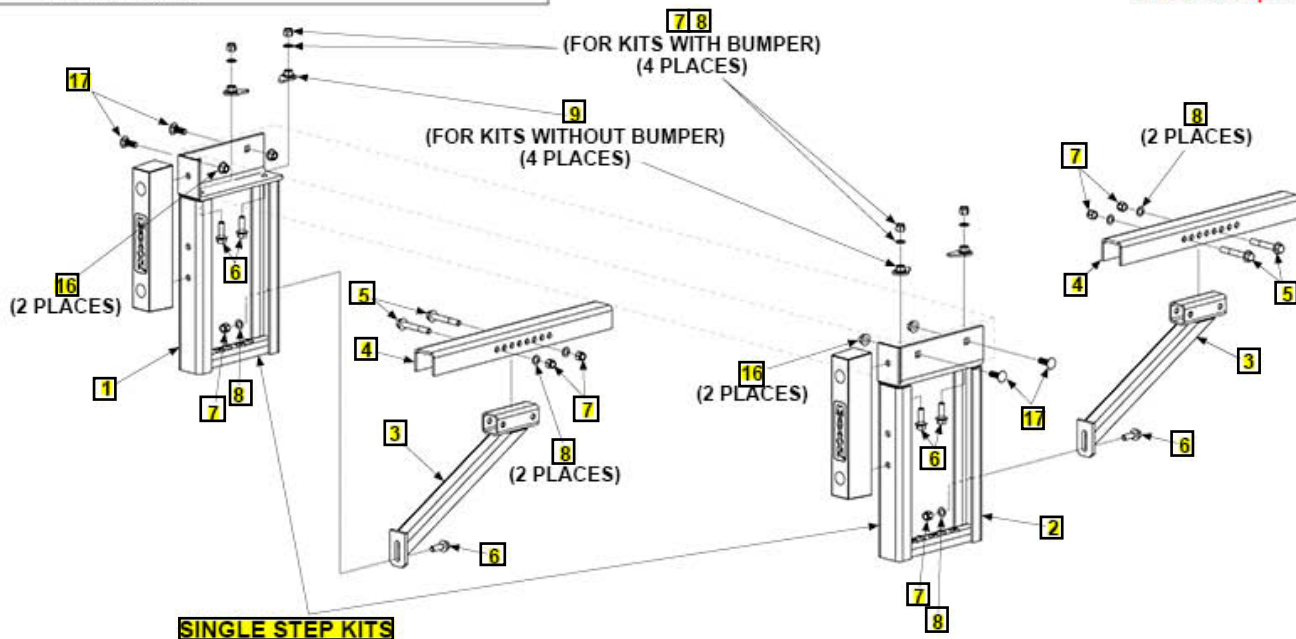
Pos	SKU	Description	Qty	Remark
19C	901024-7	BOLT HEX FRAME .5-13 X 2.00"LG	2	
19D	901010	NUT, NYLON LOCK 1/2-13 ZC	2	
19E	902000-14	WASHER, FLAT .500X.063 THK	2	
20	288690-35	DUAL NO STEP ASSY, O/LGHT, LH, 14"RBR BMPR	1	
20	288690-35G	DUAL NO STEP ASSY,O/LGHT, LH, 14"RBR BMPR,G	1	
20A	288675-33	CHNL WLDMT,W/OVL LGHT, NO STEPS, LH	1	
20A	288675-33G	CHNL WLDMT,W/OVL LGHT, NO STEPS, LH, G	1	
20B	905344-02	BUMPER, RUBBER, BLK, 2.5X3X14	1	
20C	901024-9	BOLT HEX FRAME .5-13 X 2.75"LG	2	
20D	901010	NUT, NYLON LOCK 1/2-13 ZC	2	
20E	902000-14	WASHER, FLAT .500X.063 THK	2	
20F	092036-10	RD MECH TUBE.625ODX.058WX1.44L	2	
21	288690-36	DUAL NO STEP ASSY, O/LGHT, LH, 13.5"PE BMPR	1	
21	288690-36G	DUAL NO STEP ASSY,O/LGHT, LH, 13.5"PE BMPR,G	1	
21A	288675-33	CHNL WLDMT,W/OVL LGHT, NO STEPS, LH	1	
21A	288675-33G	CHNL WLDMT,W/OVL LGHT, NO STEPS, LH, G	1	
21B	905386-01	BUMPER PLASTIC, 1.5 X 2.85 X 13.5 LG	1	
21C	901024-7	BOLT HEX FRAME .5-13 X 2.00"LG	2	
21D	901010	NUT, NYLON LOCK 1/2-13 ZC	2	
21E	902000-14	WASHER, FLAT .500X.063 THK	2	

Pos	SKU	Description	Qty	Remark
22	901023	FLANGE LOCK NUT	4	
23	900820-01	CARRIAGE BOLT SQUARE NECK 1/2"-13	4	

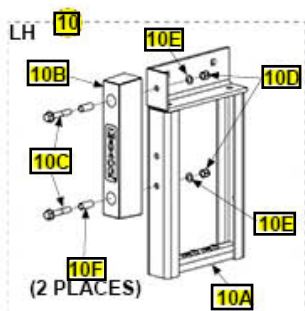
SINGLE STEP KITS

NOTE: Single step shown are only compatible with bolt-on extension plates.

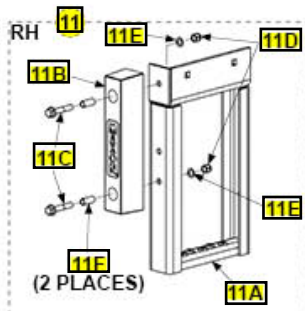
LAST UPDATED
JAN 2018 to present



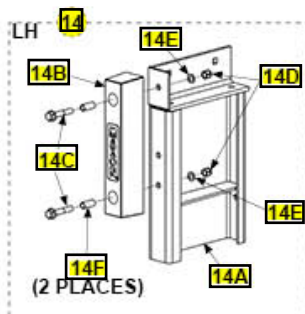
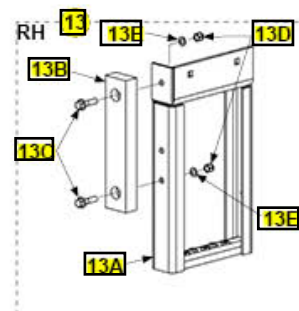
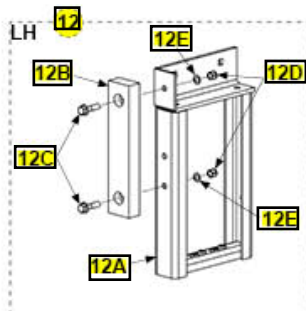
SINGLE STEP KITS



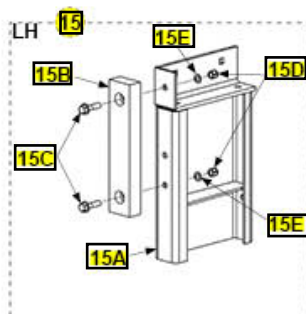
SINGLE STEP ASSEMBLY WITH RUBBER BUMPER



SINGLE STEP ASSEMBLY WITH PLASTIC BUMPER



SINGLE NO STEP ASSEMBLY WITH BUMPER



Pos	SKU	Description	Qty	Remark
REF	288705-11	KIT, SNGL STEPS, 14" RBR BMPR	1	
REF	288705-11G	KIT, SNGL STEPS, 14" RBR BMPR, G	1	
REF	288705-12	KIT, SNGL STEPS, 13.5" PE BMPR	1	
REF	288705-12G	KIT, SNGL STEPS, 13.5" PE BMPR, G	1	
REF	288705-13	KIT, SNGL STEPS, SS NO/STPS, 14" RBR BMPRS	1	
REF	288705-13G	KIT, SNGL STEPS, SS NO/STPS, 14" RBR BMPRS,G	1	
REF	288705-14	KIT, SNGL STEPS, SS NO/STPS, 13.5" PE BMPRS	1	
REF	288705-14G	KIT, SNGL STEPS, SS NO/STPS, 13.5" PE BMPRS,G	1	
REF	288705-15	KIT, SNGL STEPS NO BMPRS	1	
REF	288705-15G	KIT, SNGL STEPS NO BMPRS, G	1	
REF	288705-16	KIT, SNGL STEPS, SS NO/STPS, NO BMPRS	1	
REF	288705-16G	KIT, SNGL STEPS, SS NO/STPS, NO BMPRS,G	1	
1	288675-11	SINGLE STEP WLDMT,LH	1	
1	288675-11G	SINGLE STEP WLDMT, LH, G	1	
1	288675-13	CHANNEL WLDMT 21" LG, NO STEPS, LH	1	
1	288675-13G	CHANNEL WLDMT 21" LG, NO STEPS, LH, G	1	
2	288675-12	SINGLE STEP WLDMT, RH	1	
2	288675-12G	SINGLE STEP WLDMT, RH, G	1	
3	288688-01	SUPPORT WLDMT, STEPS	2	
3	288688-01G	SUPPORT WLDMT, STEPS, GAL	2	
4	288419-01	CHANNEL, STEP MOUNT	2	
5	901024-10	BOLT HEX FRAME .5-13X3.5"LG	4	

Pos	SKU	Description	Qty	Remark
6	901024-5	BOLT HEX FRAME .5-13 X 1.50" LG	6	
7	901010	NUT, NYLON LOCK 1/2-13 ZC	10	
8	902000-14	WASHER, FLAT .500X.063 THK	10	
9	283700-01	TEAR DROP WLDMT	4	
10	288690-11	SINGLE STEP ASSY, LH, 14"RBR BMPR	1	
10	288690-11G	SINGLE STEP ASSY, LH, 14"RBR BMPR,G	1	
10A	288675-11	SINGLE STEP WLDMT,LH	1	
10A	288675-11G	SINGLE STEP WLDMT, LH, G	1	
10B	905344-02	BUMPER, RUBBER, BLK, 2.5X3X14	1	
10C	901024-9	BOLT HEX FRAME .5-13 X 2.75"LG	2	
10D	901010	NUT, NYLON LOCK 1/2-13 ZC	2	
10E	902000-14	WASHER, FLAT .500X.063 THK	2	
10F	092036-10	RD MECH TUBE.625ODX.058WX1.44L	2	
11	288690-12	SINGLE STEP ASSY, RH, 14"RBR BMPR	1	
11	288690-12G	SINGLE STEP ASSY, RH, 14"RBR BMPR,G	1	
11A	288675-12	SINGLE STEP WLDMT, RH	1	
11A	288675-12G	SINGLE STEP WLDMT, RH, G	1	
11B	905344-02	BUMPER, RUBBER, BLK, 2.5X3X14	1	
11C	901024-9	BOLT HEX FRAME .5-13 X 2.75"LG	2	
11D	901010	NUT, NYLON LOCK 1/2-13 ZC	2	
11E	902000-14	WASHER, FLAT .500X.063 THK	2	
11F	092036-10	RD MECH TUBE.625ODX.058WX1.44L	2	
12	288690-13	SINGLE STEP ASSY, LH, 13.5"PE BMPR	1	

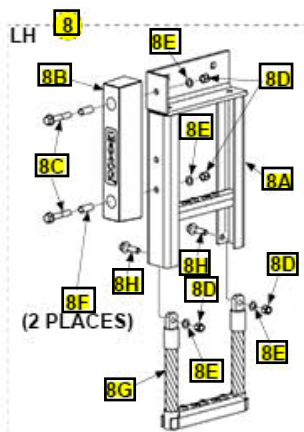
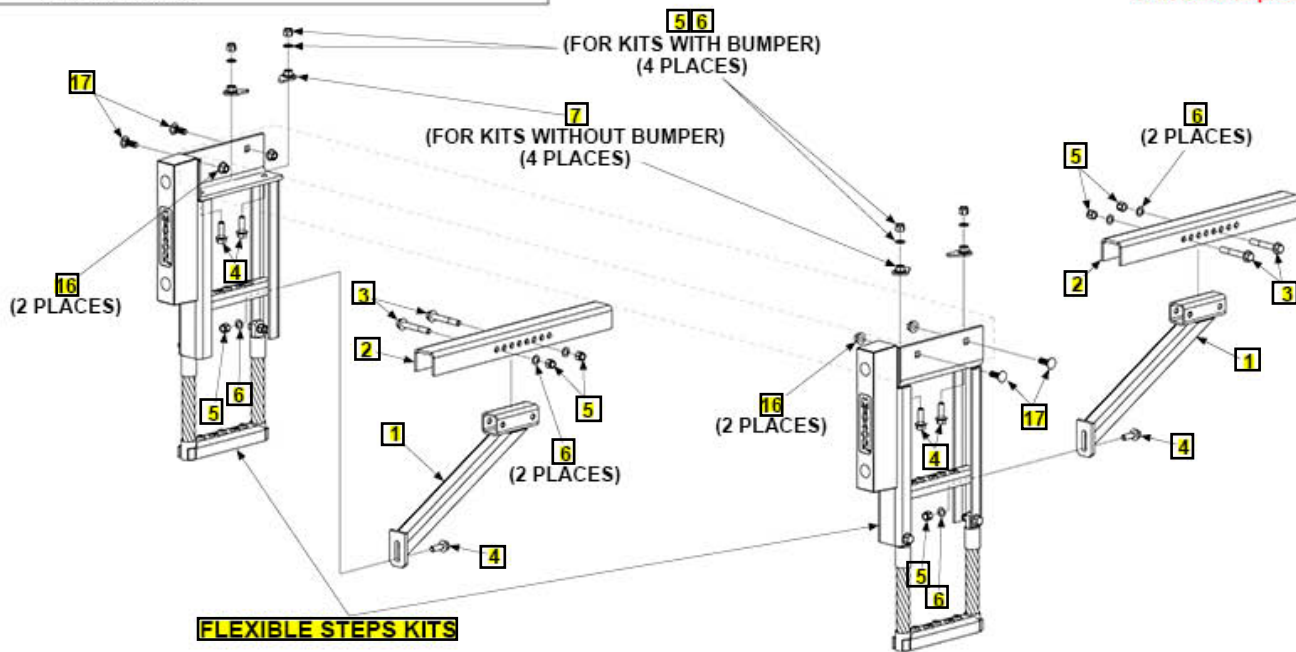
Pos	SKU	Description	Qty	Remark
12	288690-13G	SINGLE STEP ASSY, LH, 13.5"PE BMPR,G	1	
12A	288675-11	SINGLE STEP WLDMT,LH	1	
12A	288675-11G	SINGLE STEP WLDMT, LH, G	1	
12B	905386-01	BUMPER PLASTIC, 1.5 X 2.85 X 13.5 LG	1	
12C	901024-7	BOLT HEX FRAME .5-13 X 2.00"LG	2	
12D	901010	NUT, NYLON LOCK 1/2-13 ZC	2	
12E	902000-14	WASHER, FLAT .500X.063 THK	2	
13	288690-14	SINGLE STEP ASSY, RH, 13.5"PE BMPR	1	
13	288690-14G	SINGLE STEP ASSY, RH, 13.5"PE BMPR,G	1	
13A	288675-12	SINGLE STEP WLDMT, RH	1	
13A	288675-12G	SINGLE STEP WLDMT, RH, G	1	
13B	905386-01	BUMPER PLASTIC, 1.5 X 2.85 X 13.5 LG	1	
13C	901024-7	BOLT HEX FRAME .5-13 X 2.00"LG	2	
13D	901010	NUT, NYLON LOCK 1/2-13 ZC	2	
13E	902000-14	WASHER, FLAT .500X.063 THK	2	
14	288690-15	SINGLE NO STEP ASSY, LH, 14"RBR BMPR	1	
14	288690-15G	SINGLE NO STEP ASSY, LH, 14"RBR BMPR,G	1	
14A	288675-13	CHANNEL WLDMT 21" LG, NO STEPS, LH	1	
14A	288675-13G	CHANNEL WLDMT 21" LG, NO STEPS, LH, G	1	
14B	905344-02	BUMPER, RUBBER, BLK, 2.5X3X14	1	
14C	901024-9	BOLT HEX FRAME .5-13 X 2.75"LG	2	
14D	901010	NUT, NYLON LOCK 1/2-13 ZC	2	

Pos	SKU	Description	Qty	Remark
14E	902000-14	WASHER, FLAT .500X.063 THK	2	
14F	092036-10	RD MECH TUBE.625ODX.058WX1.44L	2	
15	288690-16	SINGLE NO STEP ASSY, LH, 13.5"PE BMPR	1	
15	288690-16G	SINGLE NO STEP ASSY, LH, 13.5"PE BMPR,G	1	
15A	288675-13	CHANNEL WLDMT 21" LG, NO STEPS, LH	1	
15A	288675-13G	CHANNEL WLDMT 21" LG, NO STEPS, LH, G	1	
15B	905386-01	BUMPER PLASTIC, 1.5 X 2.85 X 13.5 LG	1	
15C	901024-7	BOLT HEX FRAME .5-13 X 2.00"LG	2	
15D	901010	NUT, NYLON LOCK 1/2-13 ZC	2	
15E	902000-14	WASHER, FLAT .500X.063 THK	2	
16	901023	FLANGE LOCK NUT	4	
17	900820-01	CARRIAGE BOLT SQUARE NECK 1/2"-13	4	

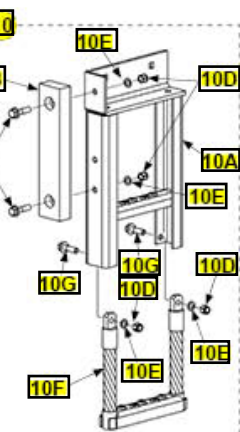
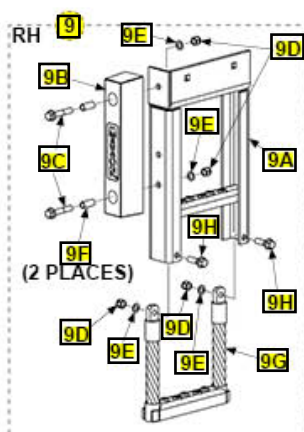
FLEXIBLE STEPS KITS

NOTE: Dual steps shown are only compatible with bolt-on extension plates.

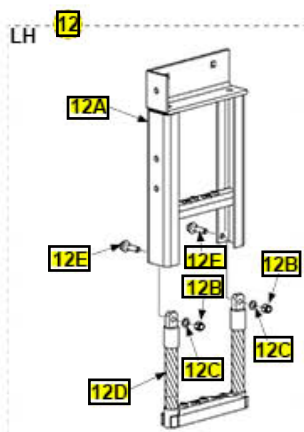
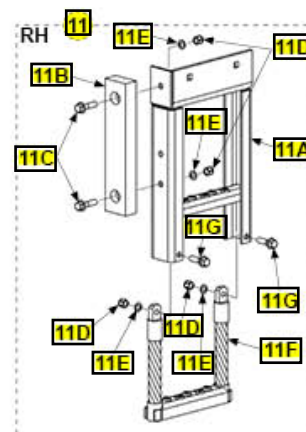
LAST UPDATED
JAN 2018 to present



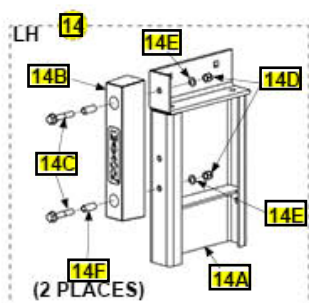
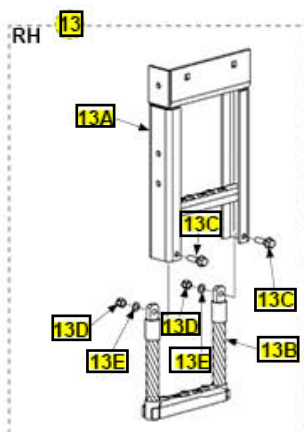
FLEXIBLE STEP ASSEMBLY WITH RUBBER BUMPER



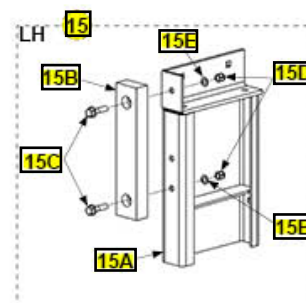
FLEXIBLE STEP ASSEMBLY WITH PLASTIC BUMPER



FLEXIBLE STEP ASSEMBLY WITH NO RUBBER BUMPER



SINGLE NO STEP ASSEMBLY WITH BUMPER



Pos	SKU	Description	Qty	Remark
REF	288705-21	KIT, DUAL FLX STEPS, 14" RBR BMPR	1	
REF	288705-21G	KIT, DUAL FLX STEPS, 14" RBR BMPR, G	1	
REF	288705-22	KIT, DUAL FLX STEPS, 13.5" PE BMPR	1	
REF	288705-22G	KIT, DUAL FLX STEPS, 13.5" PE BMPR, G	1	
REF	288705-23	KIT, DUAL FLX STEPS, SS NO/STPS, 14" RBR BMPRS	1	
REF	288705-23G	KIT, DUAL FLX STEPS, SS NO/STPS, 14" RBR BMPRS,G	1	
REF	288705-24	KIT, DUAL FLX STEPS, SS NO/STPS, 13.5" PE BMPRS	1	
REF	288705-24G	KIT, DUAL FLX STEPS, SS NO/STPS, 13.5" PE BMPRS,G	1	
REF	288705-25	KIT, DUAL FLX STEPS NO BMPRS	1	
REF	288705-25G	KIT, DUAL FLX STEPS NO BMPRS, G	1	
REF	288705-26	KIT, DUAL FLX STEPS, SS NO/STPS, NO BMPRS	1	
REF	288705-26G	KIT, DUAL FLX STEPS, SS NO/STPS, NO BMPRS,G	1	
1	288688-01	SUPPORT WLDMT, STEPS	2	
1	288688-01G	SUPPORT WLDMT, STEPS, GAL	2	
2	288419-01	CHANNEL, STEP MOUNT	2	
3	901024-10	BOLT HEX FRAME .5-13X3.5"LG	4	
4	901024-5	BOLT HEX FRAME .5-13 X 1.50" LG	6	
5	901010	NUT, NYLON LOCK 1/2-13 ZC	10	
6	902000-14	WASHER, FLAT .500X.063 THK	10	
7	283700-01	TEAR DROP WLDMT	4	
8	288690-21	DUAL STEP ASSY, FLEX, LH, 14"RBR BMPR	1	

Pos	SKU	Description	Qty	Remark
8	288690-21G	DUAL STEP ASSY, FLEX, LH, 14"RBR BMPR,G	1	
8A	288675-21	DUAL STEP WLDMT, FLEX, LH	1	
8A	288675-21G	DUAL STEP WLDMT, FLEX, LH, G	1	
8B	905344-02	BUMPER, RUBBER, BLK, 2.5X3X14	1	
8C	901024-9	BOLT HEX FRAME .5-13 X 2.75"LG	2	
8D	901010	NUT, NYLON LOCK 1/2-13 ZC	4	
8E	902000-14	WASHER, FLAT .500X.063 THK	4	
8F	092036-10	RD MECH TUBE.625ODX.058WX1.44L	2	
8G	288680-01	STEP WLDMT, FLEXIBLE, LOWER	1	
8H	901024-2	BOLT HEX FRAME .5-13 X 1.75"LG	2	
9	288690-22	DUAL STEP ASSY, FLEX, RH, 14"RBR BMPR	1	
9	288690-22G	DUAL STEP ASSY, FLEX, RH, 14"RBR BMPR,G	1	
9A	288675-22	DUAL STEP WLDMT, FLEX, RH	1	
9A	288675-22G	DUAL STEP WLDMT, FLEX, RH, G	1	
9B	905344-02	BUMPER, RUBBER, BLK, 2.5X3X14	1	
9C	901024-9	BOLT HEX FRAME .5-13 X 2.75"LG	2	
9D	901010	NUT, NYLON LOCK 1/2-13 ZC	4	
9E	902000-14	WASHER, FLAT .500X.063 THK	4	
9F	092036-10	RD MECH TUBE.625ODX.058WX1.44L	2	
9G	288680-01	STEP WLDMT, FLEXIBLE, LOWER	1	

Pos	SKU	Description	Qty	Remark
9H	901024-2	BOLT HEX FRAME .5-13 X 1.75"LG	2	
10	288690-23	DUAL STEP ASSY, FLEX, LH, 13.5"PE BMPR	1	
10	288690-23G	DUAL STEP ASSY, FLEX, LH, 13.5"PE BMPR,G	1	
10A	288675-21	DUAL STEP WLDMT, FLEX, LH	1	
10A	288675-21G	DUAL STEP WLDMT, FLEX, LH, G	1	
10B	905386-01	BUMPER PLASTIC, 1.5 X 2.85 X 13.5 LG	1	
10C	901024-7	BOLT HEX FRAME .5-13 X 2.00"LG	2	
10D	901010	NUT, NYLON LOCK 1/2-13 ZC	4	
10E	902000-14	WASHER, FLAT .500X.063 THK	4	
10F	288680-01	STEP WLDMT, FLEXIBLE, LOWER	1	
10G	901024-2	BOLT HEX FRAME .5-13 X 1.75"LG	2	
11	288690-24	DUAL STEP ASSY, FLEX, RH, 13.5"PE BMPR	1	
11	288690-24G	DUAL STEP ASSY, FLEX, RH, 13.5"PE BMPR,G	1	
11A	288675-22	DUAL STEP WLDMT, FLEX, RH	1	
11A	288675-22G	DUAL STEP WLDMT, FLEX, RH, G	1	
11B	905386-01	BUMPER PLASTIC, 1.5 X 2.85 X 13.5 LG	1	
11C	901024-7	BOLT HEX FRAME .5-13 X 2.00"LG	2	
11D	901010	NUT, NYLON LOCK 1/2-13 ZC	4	
11E	902000-14	WASHER, FLAT .500X.063 THK	4	
11F	288680-01	STEP WLDMT, FLEXIBLE, LOWER	1	

Pos	SKU	Description	Qty	Remark
11G	901024-2	BOLT HEX FRAME .5-13 X 1.75"LG	2	
12	288690-27	DUAL STEP ASSY, FLEX,LH, NO BMPR	1	
12	288690-27G	DUAL STEP ASSY, FLEX,LH, NO BMPR, G	1	
12A	288675-21	DUAL STEP WLDMT, FLEX, LH	1	
12A	288675-21G	DUAL STEP WLDMT, FLEX, LH, G	1	
12B	901010	NUT, NYLON LOCK 1/2-13 ZC	2	
12C	902000-14	WASHER, FLAT .500X.063 THK	2	
12D	288680-01	STEP WLDMT, FLEXIBLE, LOWER	1	
12E	901024-2	BOLT HEX FRAME .5-13 X 1.75"LG	2	
13	288690-28	DUAL STEP ASSY, FLEX,RH, NO BMPR	1	
13	288690-28G	DUAL STEP ASSY, FLEX,RH, NO BMPR, G	1	
13A	288675-22	DUAL STEP WLDMT, FLEX, RH	1	
13A	288675-22G	DUAL STEP WLDMT, FLEX, RH, G	1	
13B	288680-01	STEP WLDMT, FLEXIBLE, LOWER	1	
13C	901024-2	BOLT HEX FRAME .5-13 X 1.75"LG	2	
13D	901010	NUT, NYLON LOCK 1/2-13 ZC	4	
13E	902000-14	WASHER, FLAT .500X.063 THK	4	
14	288690-15	SINGLE NO STEP ASSY, LH, 14"RBR BMPR	1	
14	288690-15G	SINGLE NO STEP ASSY, LH, 14"RBR BMPR,G	1	
14A	288675-13	CHANNEL WLDMT 21" LG, NO STEPS, LH	1	

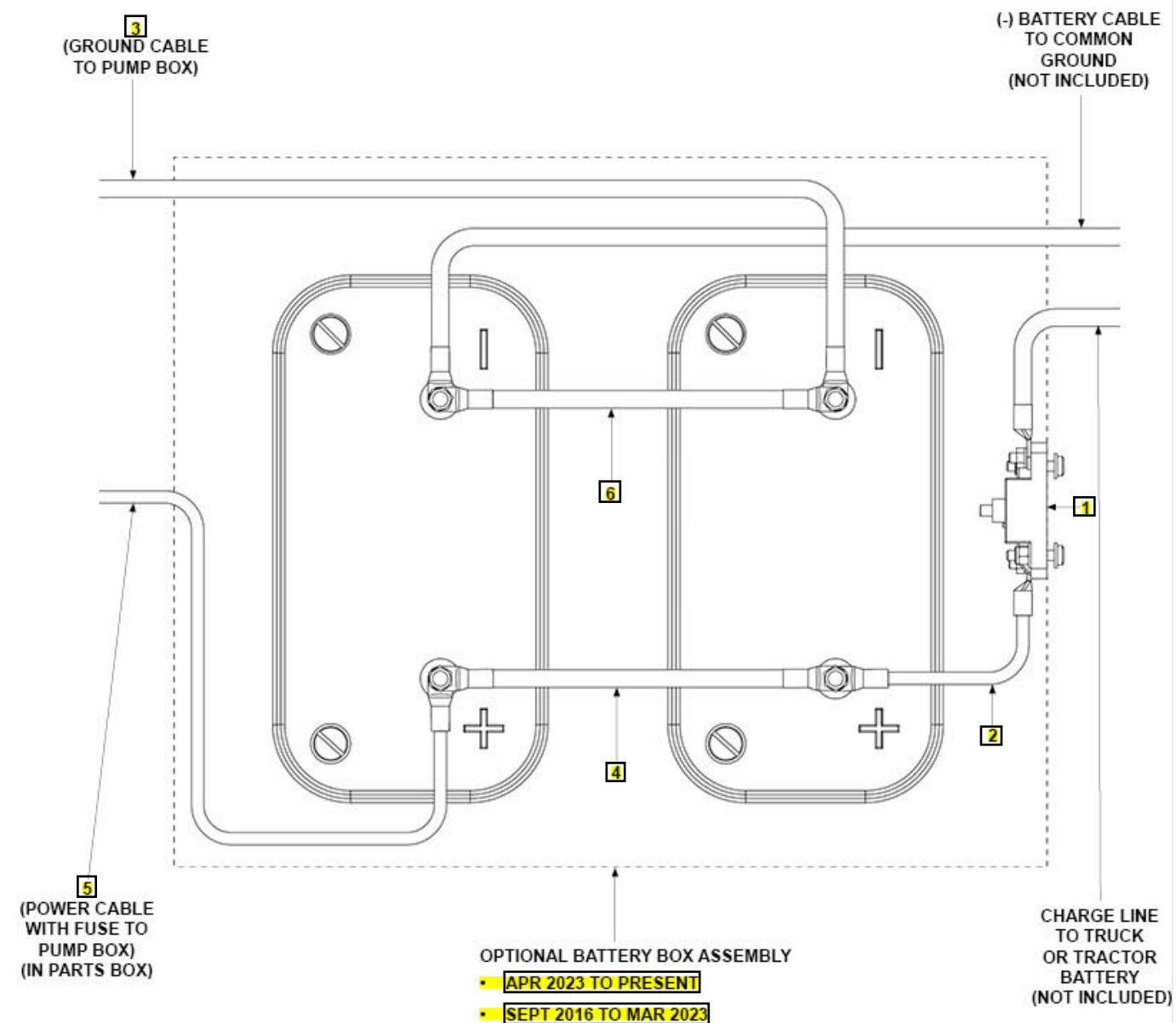
Pos	SKU	Description	Qty	Remark
14A	288675-13G	CHANNEL WLDMT 21" LG, NO STEPS, LH, G	1	
14B	905344-02	BUMPER, RUBBER, BLK, 2.5X3X14	1	
14C	901024-9	BOLT HEX FRAME .5-13 X 2.75"LG	2	
14D	901010	NUT, NYLON LOCK 1/2-13 ZC	2	
14E	902000-14	WASHER, FLAT .500X.063 THK	2	
14F	092036-10	RD MECH TUBE.625ODX.058WX1.44L	2	
15	288690-16	SINGLE NO STEP ASSY, LH, 13.5"PE BMPR	1	
15	288690-16G	SINGLE NO STEP ASSY, LH, 13.5"PE BMPR,G	1	
15A	288675-13	CHANNEL WLDMT 21" LG, NO STEPS, LH	1	
15A	288675-13G	CHANNEL WLDMT 21" LG, NO STEPS, LH, G	1	
15B	905386-01	BUMPER PLASTIC, 1.5 X 2.85 X 13.5 LG	1	
15C	901024-7	BOLT HEX FRAME .5-13 X 2.00"LG	2	
15D	901010	NUT, NYLON LOCK 1/2-13 ZC	2	
15E	902000-14	WASHER, FLAT .500X.063 THK	2	
16	901023	FLANGE LOCK NUT	4	
17	900820-01	CARRIAGE BOLT SQUARE NECK 1/2"-13	4	

OPTIONAL BATTERY BOX ELECTRICAL COMPONENTS

12 VOLT BATTERY CONNECTIONS

**LAST UPDATED
SEPT 2016 to present**

NOTE: Ensure electrical connections are clean, tight, and protected from corrosion



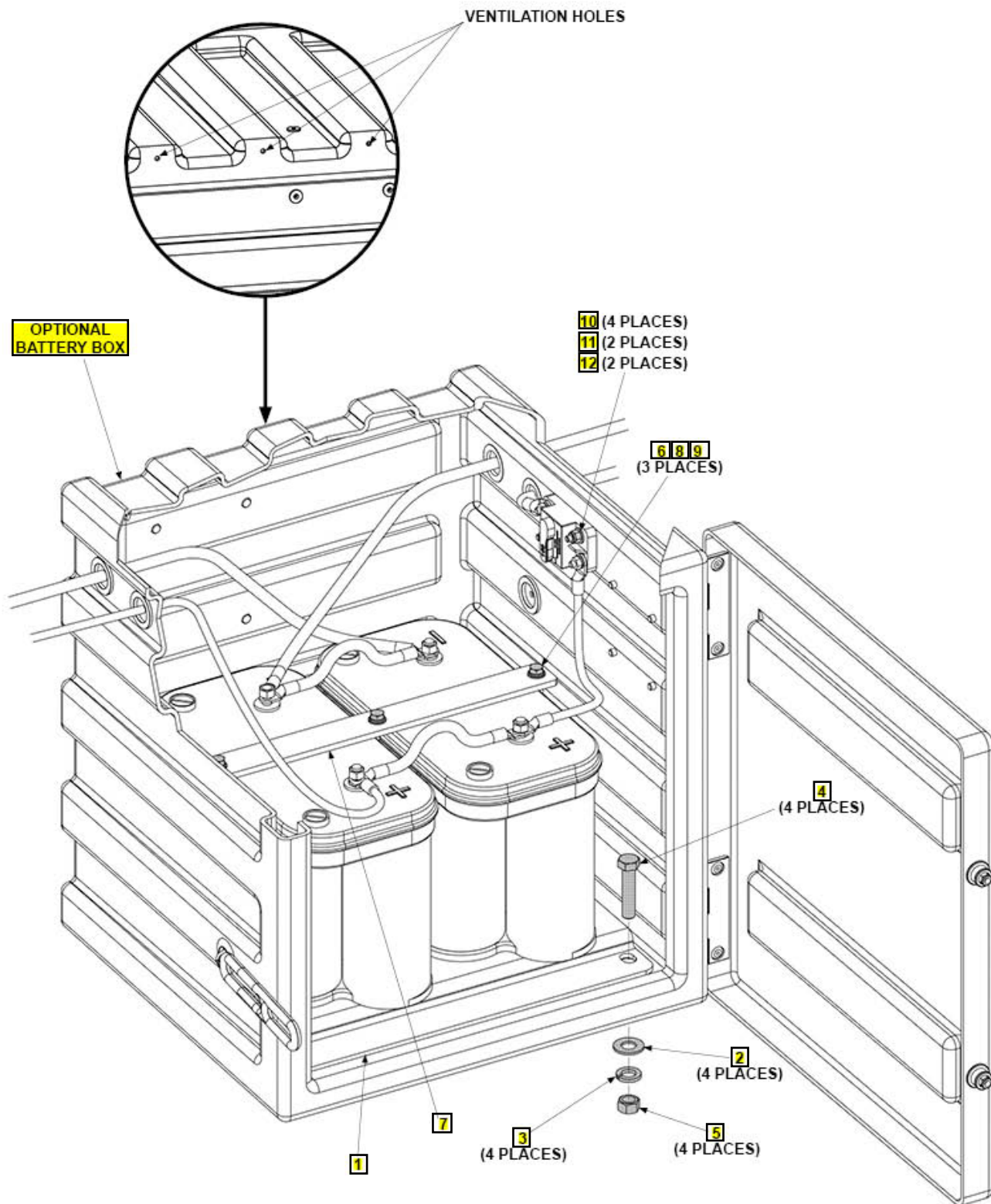
Pos	SKU	Description	Qty	Remark
1	907207-01	CIRCUIT BREAKER, 150 AMP	1	
2	269308-12	CABLE ASSY, 2GA RED, 12IN	1	
3	268226-06	CABLE ASSY,2GA,.31/.38RING,74IN	1	
4	269308-10	CABLE ASSY, 2 GA RED, 8IN	1	
5	264422	CABLE ASSY, 175 AMPS, 38FT	1	
6	251871-14	CABLE 2 GA ASSY 8IN	1	

OPTIONAL BATTERY BOX ASSEMBLY

LAST UPDATED
APR 2023 to present

WARNING

Explosive hydrogen gas from charging batteries can accumulate in battery box if not vented from the box. To prevent hydrogen gas from accumulating, ensure the 3 ventilation holes in battery box are not plugged or covered.



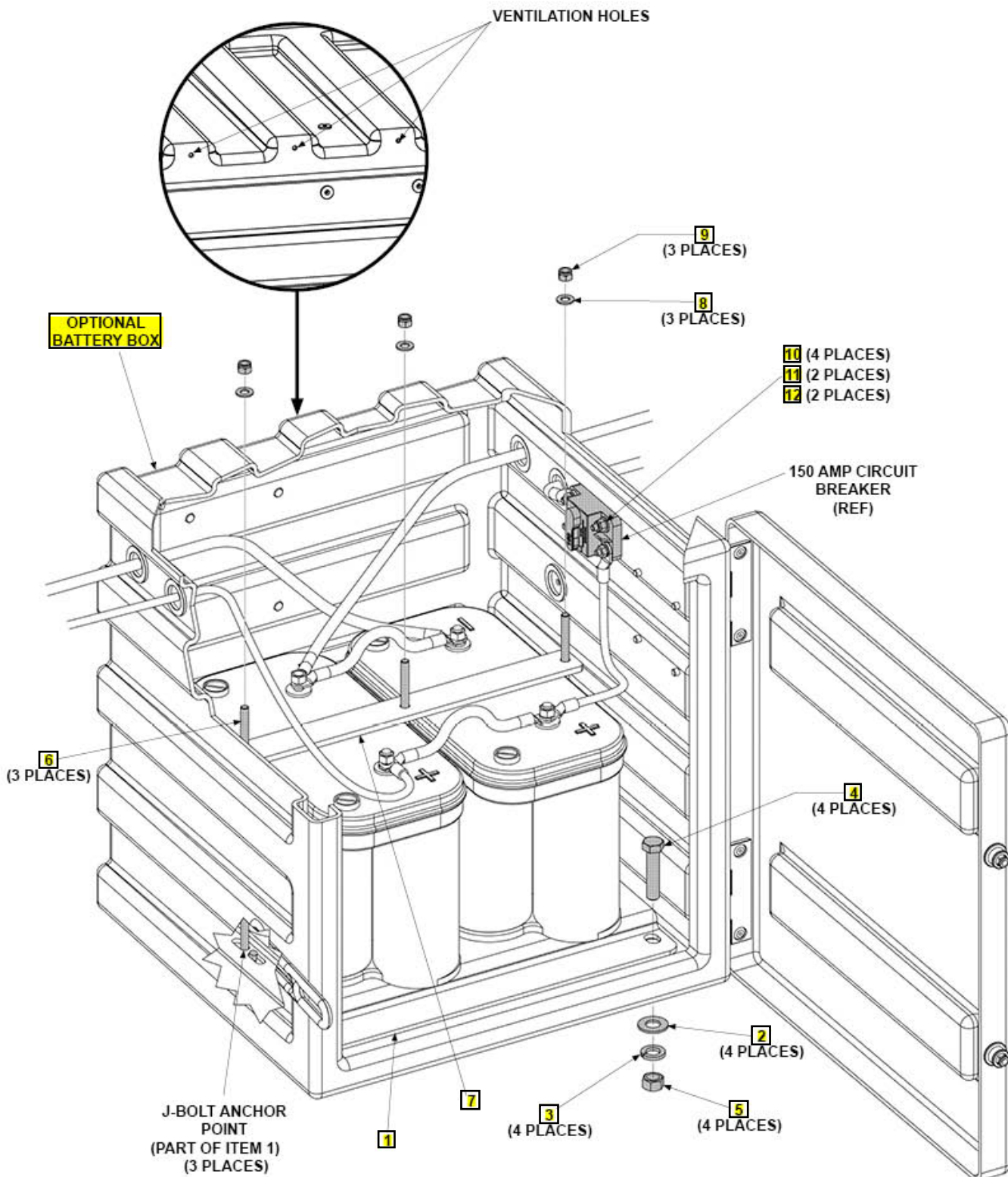
Pos	SKU	Description	Qty	Remark
1	212460-01G	BATTERY MNT WLDMT PLATE, GALV, 2 BATTERIES	1	
2	902013-14	WASHER, FLAT 9/16" SAE ZC	4	
3	902011-7	WASHER, LOCK .563, .141THK	4	
4	900033-6	SCREW, CAP.5-20X2.25 GR8 ZC	4	
5	901011-10	NUT, HEX HEAD .500-20 UNF-2B	4	
6	900034-1	SCREW, CAP HEX .31-18X9-1/2 G5 ZC	3	
7	289874-01	BATTERY STRAP, 2 BATTERY	1	
8	902013-10	WASHER, FLAT 5/16" SAE, ZC	3	
9	902011-3	WASHER, LOCK 5/16X5/64 G8 ZC	3	
10	902013-09	WASHER 1/4" ZINC- SAME030564	4	
11	900002-5	SCREW, PH PAN HD, ZC 1/4-20X1.25	2	
12	901000	NUT, NYLON 1/4-20 ZINC	2	

OPTIONAL BATTERY BOX ASSEMBLY

LAST UPDATED
SEPT 2016 to MAR 2023

WARNING

Explosive hydrogen gas from charging batteries can accumulate in battery box if not vented from the box. To prevent hydrogen gas from accumulating, ensure the 3 ventilation holes in battery box are not plugged or covered.



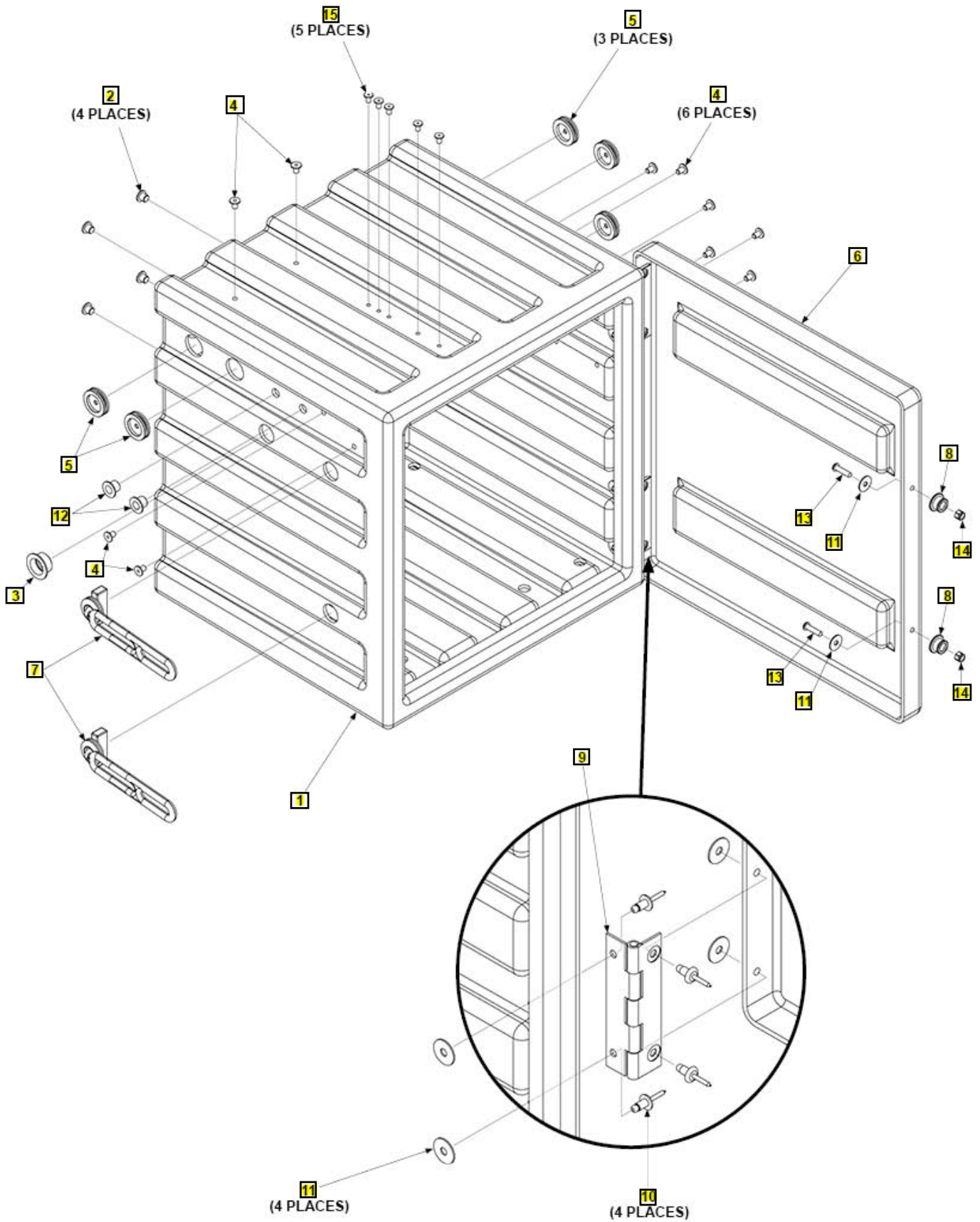
Pos	SKU	Description	Qty	Remark
1	289871-01	MOUNTING PLATE, 2 BATTERY	1	
2	902013-14	WASHER, FLAT 9/16" SAE ZC	4	
3	902011-7	WASHER, LOCK .563, .141THK	4	
4	900033-6	SCREW, CAP.5-20X2.25 GR8 ZC	4	
5	901011-10	NUT, HEX HEAD .500-20 UNF-2B	4	
6	289872-01	BATTERY TIE DOWN, J-BOLT 5/16	3	
7	289874-01	BATTERY STRAP, 2 BATTERY	1	
8	902013-10	WASHER, FLAT 5/16" SAE, ZC	3	
9	903106-10	NUT, NYL INSRT STOP.313 -18 SS	3	
10	902013-09	WASHER1/4"ZINC- SAME030564	4	
11	900002-5	SCREW,PH PAN HD,ZC 1/4-20X1.25	2	
12	901000	NUT, NYLON 1/4-20 ZINC	2	

OPTIONAL BATTERY BOX

COMPLETE PUMP ASSEMBLY:

OPTIONAL BATTERY BOX

LAST UPDATED
SEPT 2016 to present



Pos	SKU	Description	Qty	Remark
REF	269561-01	BATTERY BOX	1	
1	289854-01	BOX, MODIFIED WITH HOLES	1	
2	908022-03	PLUG, FLEXIBLE .393X.471	4	
3	908022-08	PLUG,FLEXIBLE 1.063X.63	1	
4	908022-07	PLUG, FLEXIBLE .275X.511	10	
5	266428-02	GROMMET, 1.0 DIAPH .25 HOLE	5	
6	269558-01	BOX,COVER MODIFY WITH HOLES	1	
7	908193-01	RUBBER LATCH	2	
8	908194-01	FASTENING KNOB	2	
9	285970-01	PLASTIC HINGE ASSY	2	
10	903715-03	RIVET,BL/DM,AL/AL .25X.25-.37	8	
11	903438-01	WASHER, FENDER .250 X .875 X .047 THK ZC	10	
12	908022-05	PLUG, FLEXIBLE .580X.571	2	
13	900719-07	SCREW,BUTTON.25-20 X1 SS	2	
14	903137-01	NUT, NYL INSRT STOP .25-20 SS	2	
15	908022-01	PLUG, FLEXIBLE .236X.471	5	