
GPTLR-18-16

Table of Contents

Book Page	Page Number
Final Assembly 2533	4
Final Assembly 4455	6
Side Step 2533	8
Dual Flex Step 2533	10
Side Step 4455	12
Dual Flex Step 4455	14
Main Assembly	16
Main Assembly 2533 SP	17
Main Assembly 2533 SP PB	20
Main Assembly 2533 AP	22
Main Assembly 2533 AP 2023 09	25
Main Assembly 2533 AP PB	28
Main Assembly 2533 AP PB 2023 09	30
Main Assembly 4455 SP	32
Main Assembly 4455 SP PB	35
Main Assembly 4455 AP	37
Main Assembly 4455 AP 2023 09	40
Main Assembly 4455 AP PB	43
Main Assembly 4455 AP PB 2023 09	45
Mounting Plates 2533	47
Mounting Plates 4455	49
Opener Assembly 2533	51
Opener Assembly 4455	53
ICC Override DokLok	55

ICC 2533	56
Underride 2533	58
Underride 2533 2025 02	60
Dok Lok 2533	62
ICC 4455	64
Underride 4455	66
Underride 4455 2025 02	68
Dok Lok 4455	70
Dok Lok 4455 2025 02	72
Platform Seats 2533	75
Platform Seats 4455	77
Platform Flipover FR	79
Platform Flipover DCS	81
Platform Flipover RR	84
Flipover FR	87
Flipover DCS	89
Flipover SRR	92
Flipover DRR	95
Flipover DRR CS	98
Platform Flipover 2533 Steel	101
Platform Flipover 4455 Steel	103
Hydraulic Systems	105
Hydraulic Systems GD	106
Hydraulic Systems GD 2023 09	109
Hydraulic Systems PD	112
Hydraulic Systems PD 2023 09	115
Electrical Systems	118
Pump Assembly GD	119
Pump Assembly MaxLink GD	122
Pump Assembly 12V GD 2023 009	125
Pump Assembly 24V GD 2023 09	128

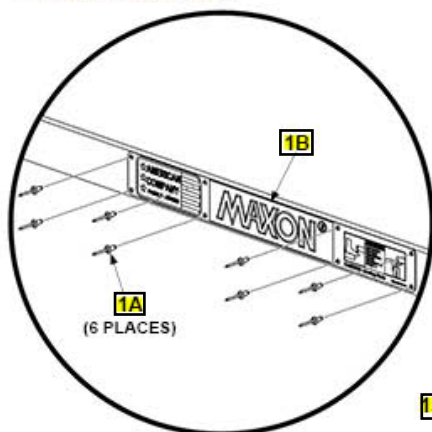
Pump Assembly PD	131
Pump Assembly MaxLink PD	134
Pump Assembly 12V PD 2023 09	137
MaxLink Kit	140
MaxLink Kit Battery Option	142
12 VDC Power Unit GD	144
12 VDC Power Unit GD 2023 09	146
24 VDC Power Unit GD	148
24 VDC Power Unit GD 2023 09	150
12 VDC Power Unit PD	152
12 VDC Power Unit PD 2023 09	154
24 VDC Power Unit PD	156
Control Switch and Power Cable	158
Decals	160

FINAL ASSEMBLY: GPTLR-25 AND GPTLR-33

LAST UPDATED
NOV 2020 to present

SIDE STEP: GPTLR-25 AND GPTLR-33

- DUAL STEPS
- DUAL FLEX STEPS

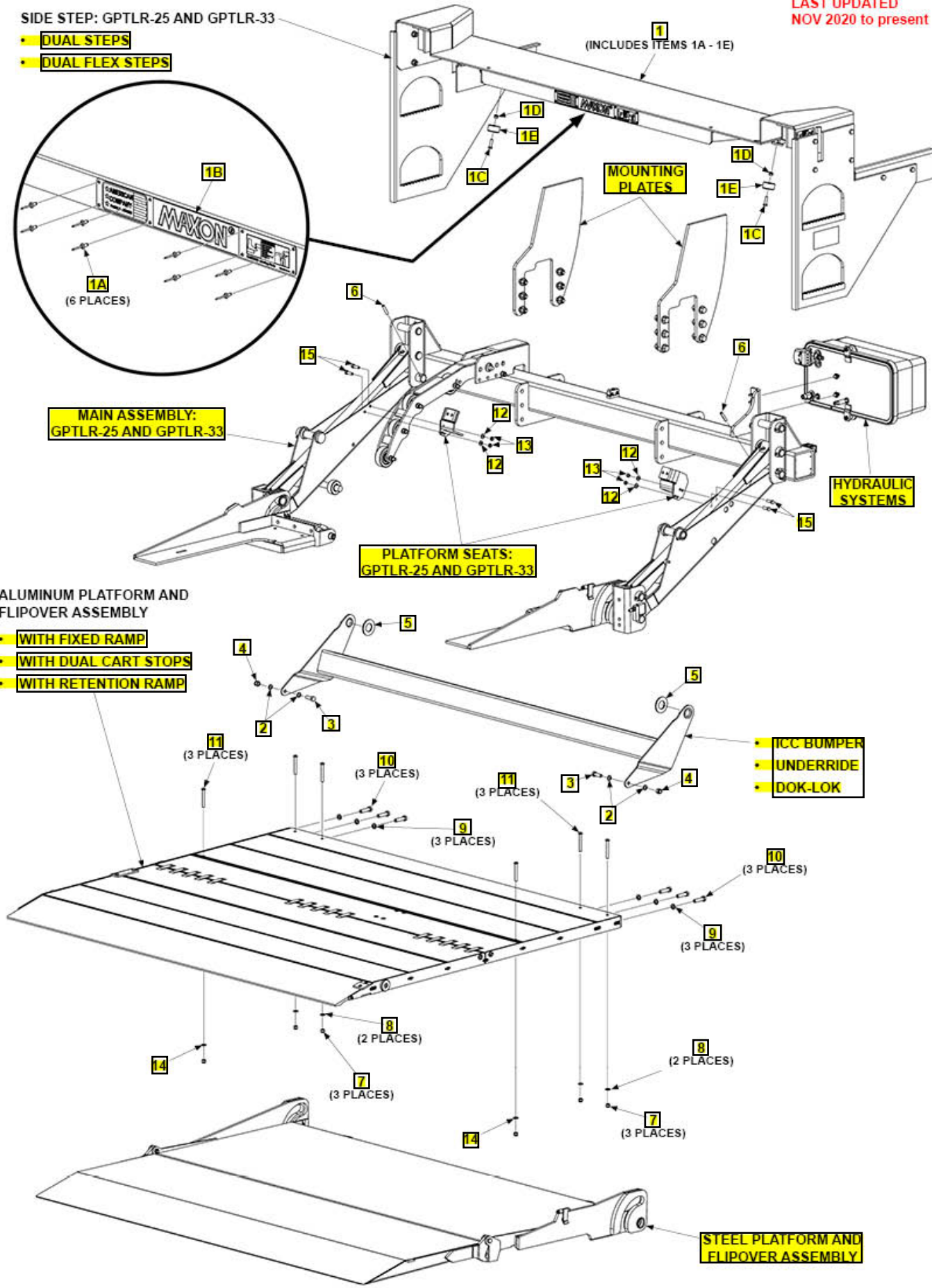


MAIN ASSEMBLY:
GPTLR-25 AND GPTLR-33

PLATFORM SEATS:
GPTLR-25 AND GPTLR-33

ALUMINUM PLATFORM AND
FLIPOVER ASSEMBLY

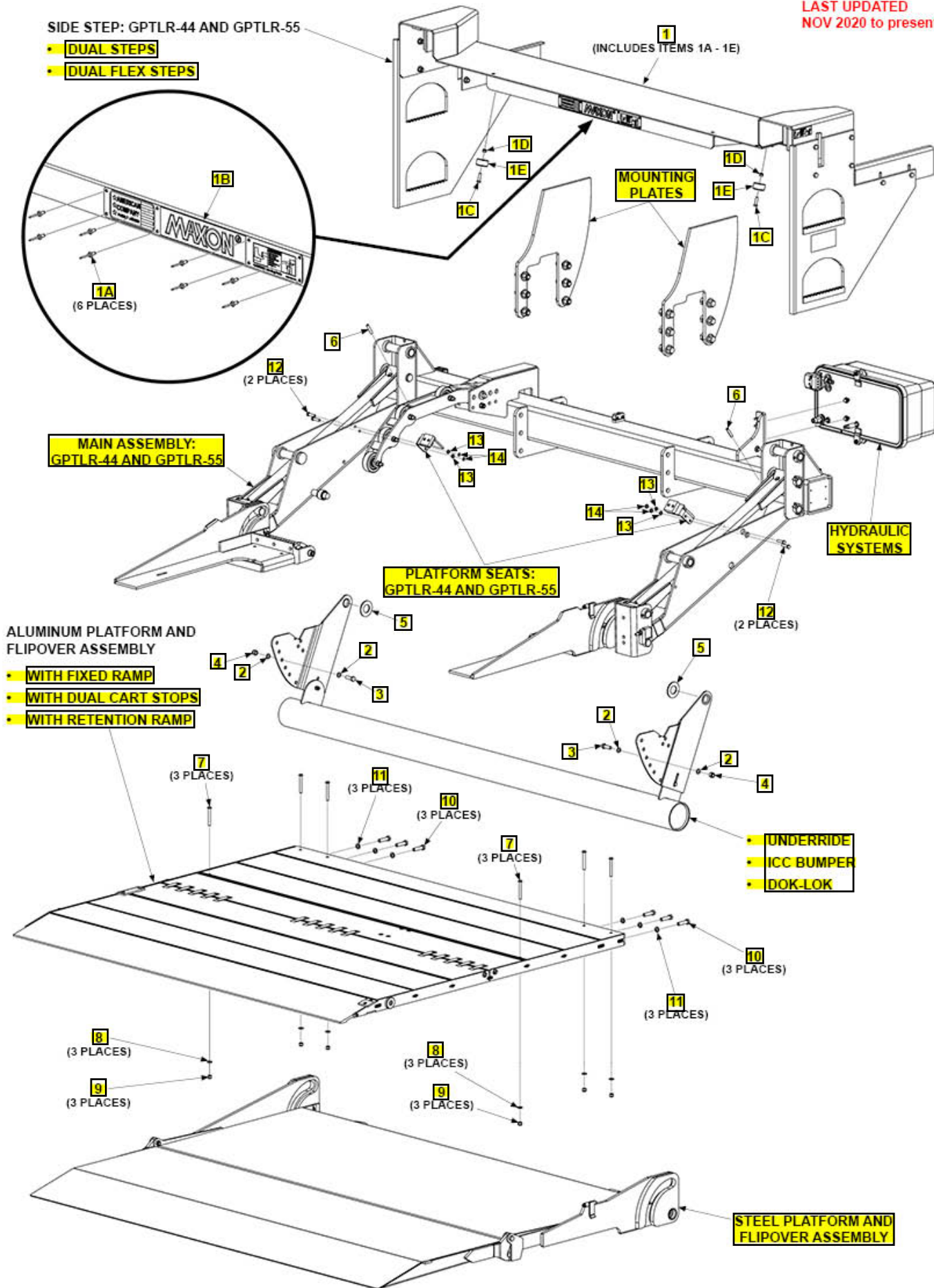
- WITH FIXED RAMP
- WITH DUAL CART STOPS
- WITH RETENTION RAMP



Pos	SKU	Description	Qty	Remark
1	298360-01G	EXT PL ASSY,BOLT-ON,96IN LG GPTLR 25/33,G	1	
1	298360-02G	EXT PL ASSY,BOLT-ON,102IN LG,GPTLR 25/33,G	1	
1A	904005-2	RIVET,BLIND SSTL DOME.187X.565	8	
1B	280004-01	PLATE, MAXON NAME & DECALS	1	
1C	900014-1	SCREW,HEX CAP.38-16X1.38,G8,ZC	2	
1D	901002	NUT, NYLON 3/8-16 ZINC	2	
1E	267708-01	BUMPER,NYLON	2	
2	902000-14	WASHER, FLAT .500X.063 THK	4	
3	900035-3	SCREW,CAP HXHD.5-13UNC-2A 1.50	2	
4	901010	NUT, NYLON LOCK 1/2-13 ZC	2	
5	902013-21	WASHER, FLAT 1-3/8" ZC	2	
6	904717-06	PIN ROLL .38 X 2 ZINC	2	
7	901002	NUT, NYLON 3/8-16 ZINC	6	
8	902013-11	WASHER, FLAT 3/8" ZC	4	
9	902011-6	WASHER, LOCK 1/2X1/8 ZC	6	
10	900035-5	SCREW,CAP HXHD.5-13UNC-2A 2.00	6	
11	900064-08	SCREW,BTN .38-16X3.25	6	
12	902000-10	WASHER, FLAT .375X.063 THK	4	
13	901016-4	NUT HEX THN HD LKG.375-16UNC	4	
14	902001-1	WASHER, FLAT.375 I.D. .125 THK	2	
15	900014-5	SCREW,HEX CAP.38-16X1.25,G8,ZC	4	

FINAL ASSEMBLY: GPTLR-44 AND GPTLR-55

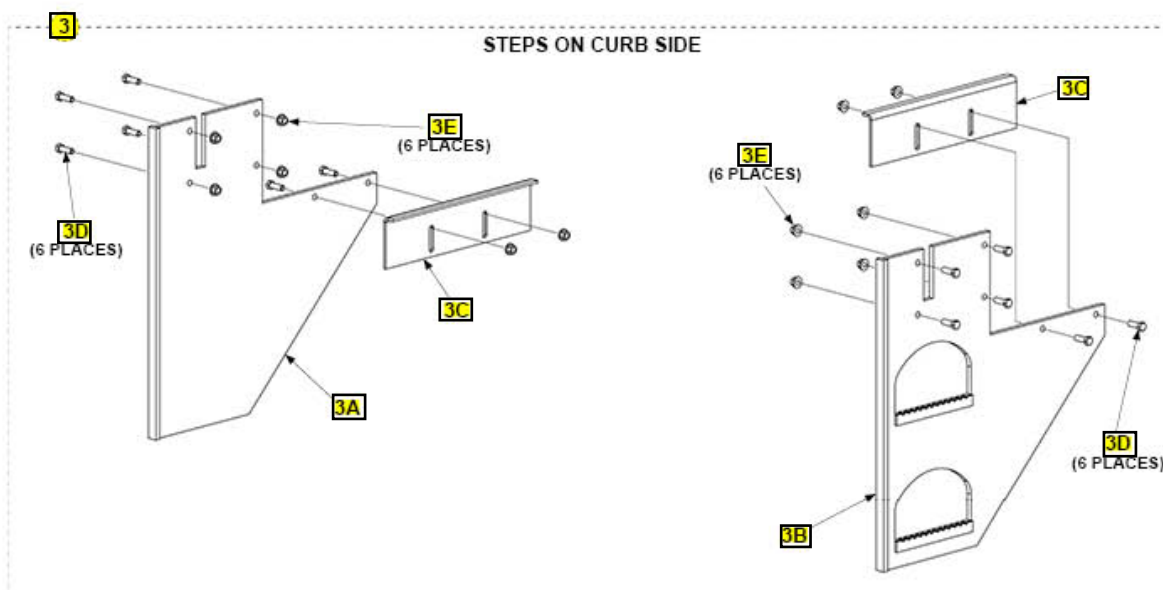
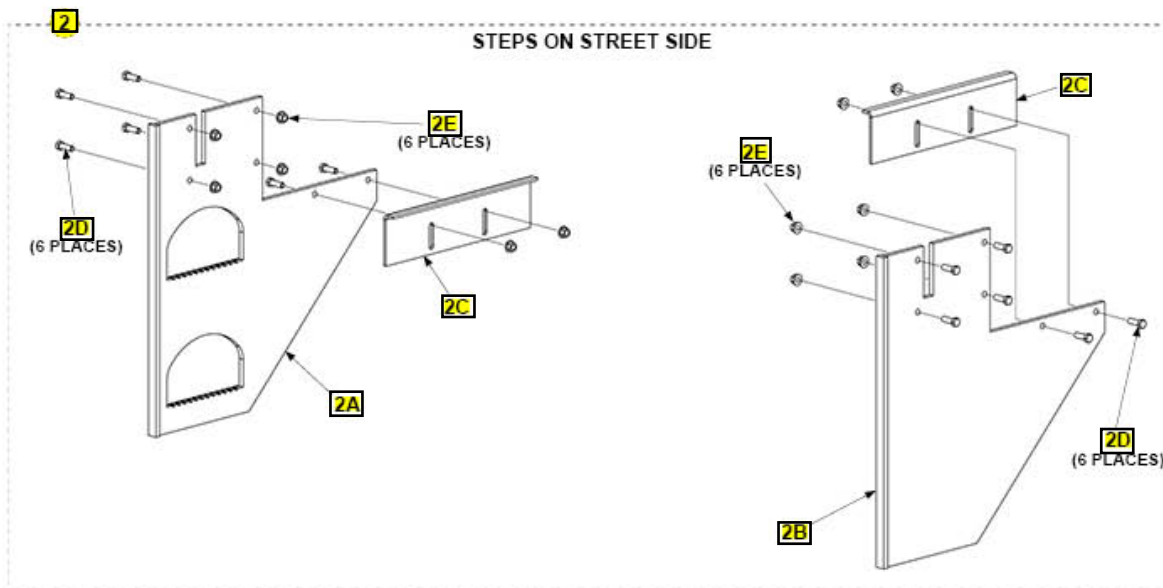
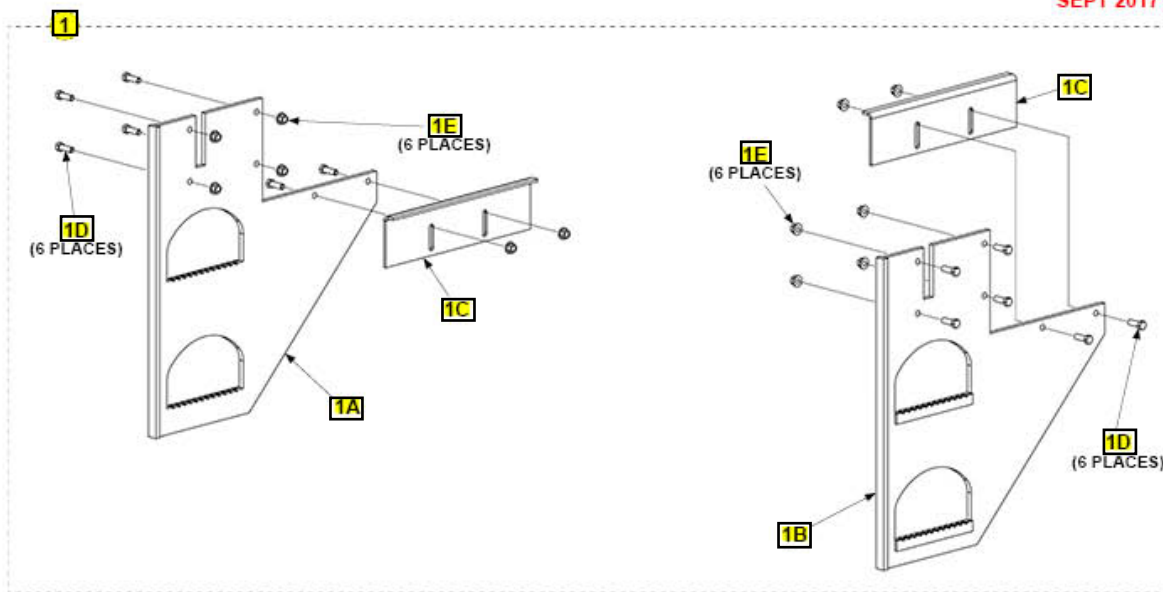
LAST UPDATED
NOV 2020 to present



Pos	SKU	Description	Qty	Remark
1	298362-01G	EXT PL ASSY,BOLT- ON,GPTLR44/55,96IN LG,G	1	
1	298362-02G	EXT PL ASSY,BOLT- ON,GPTLR44/55,102IN LG,G	1	
1A	904005-2	RIVET,BLIND SSTL DOME.187X.565	8	
1B	280004-01	PLATE, MAXON NAME & DECALS	1	
1C	900014-1	SCREW,HEX CAP.38-16X1.38,G8,ZC	2	
1D	901002	NUT, NYLON 3/8-16 ZINC	2	
1E	267708-01	BUMPER,NYLON	1	
2	902000-14	WASHER, FLAT .500X.063 THK	4	
3	900035-3	SCREW,CAP HXHD.5-13UNC-2A 1.50	2	
4	901010	NUT, NYLON LOCK 1/2-13 ZC	2	
5	902013-21	WASHER, FLAT 1-3/8" ZC	2	
6	904717-06	PIN ROLL .38 X 2 ZINC	2	
7	900064-08	SCREW,BTN .38-16X3.25	6	
8	902013-11	WASHER, FLAT 3/8" ZC	6	
9	901002	NUT, NYLON 3/8-16 ZINC	6	
10	900035-5	SCREW,CAP HXHD.5-13UNC-2A 2.00	6	
11	902011-6	WASHER, LOCK 1/2X1/8 ZC	6	
12	900014-6	SCREW,HEX CAP.38-16X1.50,G8,ZC	4	
13	902000-10	WASHER, FLAT .375X.063 THK	4	
14	901016-4	NUT HEX THN HD LKG.375-16UNC	4	

SIDE STEP: GPTLR-25 AND GPTLR-33

LAST UPDATED
SEPT 2017 to present



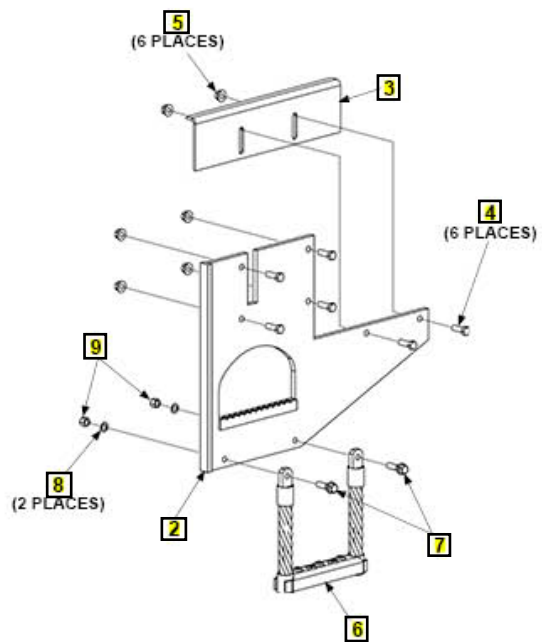
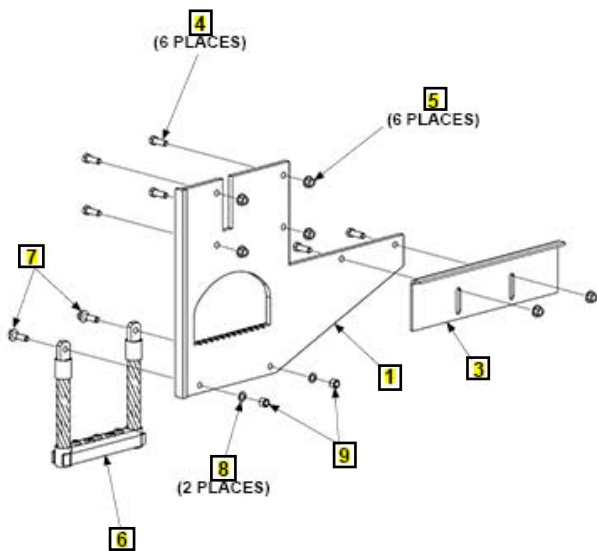
Pos	SKU	Description	Qty	Remark
1	281312-01G	KIT,DUAL STEP,GPTLR-25/33,GAL	1	
1A	281313-01G	D/STEP,WLDMT,LH,GPTLR-25/33GAL	1	
1B	281313-02G	D/STEP,WLDMT,RH,GPTLR-25/33GAL	1	
1C	281099-01G	ANGLE,HOLDER SIDE PLATE,GAL	2	
1D	900035-3	SCREW,CAP HXHD.5-13UNC-2A 1.50	12	
1E	901023	FLANGE LOCK NUT	12	
2	281312-02G	KIT,DUAL SS STP,GPTLR25/33,GAL	1	
2A	281313-01G	D/STEP,WLDMT,LH,GPTLR-25/33GAL	1	
2B	281313-04G	P/WLDMT,N/STP,RH,GPTLR-25/33,G	1	
2C	281099-01G	ANGLE,HOLDER SIDE PLATE,GAL	2	
2D	900035-3	SCREW,CAP HXHD.5-13UNC-2A 1.50	12	
2E	901023	FLANGE LOCK NUT	12	
3	281312-03G	KIT,DUAL CS STP,GPTLR25/33,GAL	1	
3A	281313-03G	P/WLDMT,N/STP,LH,GPTLR-25/33,G	1	
3B	281313-02G	D/STEP,WLDMT,RH,GPTLR-25/33GAL	1	
3C	281099-01G	ANGLE,HOLDER SIDE PLATE,GAL	2	
3D	900035-3	SCREW,CAP HXHD.5-13UNC-2A 1.50	12	
3E	901023	FLANGE LOCK NUT	12	

DUAL FLEX STEPS: GPTLR-25 AND GPTLR-33

COMPLETE ASSEMBLY:

LAST UPDATED
NOV 2020 to present

DUAL FLEX STEPS: GPTLR-25 AND GPTLR-33



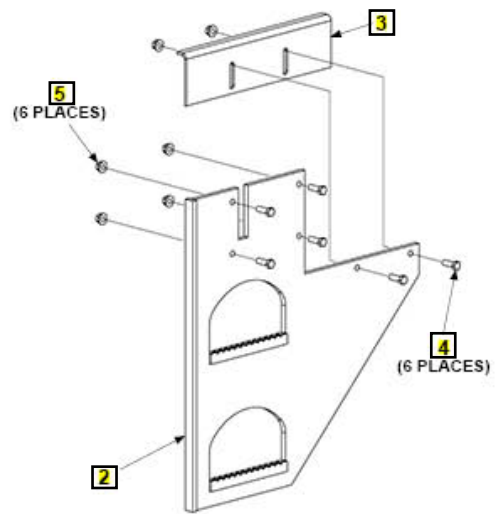
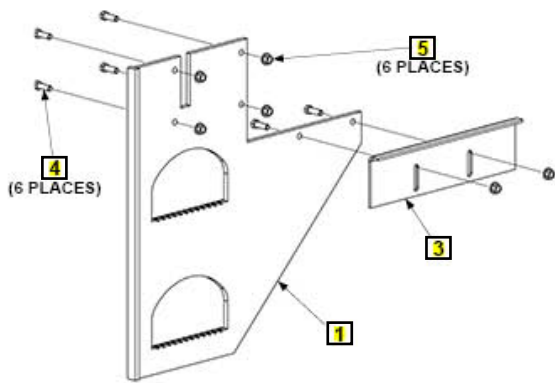
Pos	SKU	Description	Qty	Remark
REF	281312-01-101G	KIT,D/STEP, FLEX, GPTLR-25/33, G	1	
1	281313-01-101G	D/STEP,WLDMT,LH,FLEX,GPTLR-25/33,G	1	
2	281313-02-101G	D/STEP, WLDMT, RH, FLEX, GPTLR-25/33, G	1	
3	281099-01G	ANGLE,HOLDER SIDE PLATE,GAL	2	
4	900035-3	SCREW,CAP HXHD.5-13UNC-2A 1.50	12	
5	901023	FLANGE LOCK NUT	12	
6	288680-01	STEP WLDMT, FLEXIBLE, LOWER	2	
7	901024-2	BOLT HEX FRAME .5-13 X 1.75"LG	4	
8	902000-14	WASHER, FLAT .500X.063 THK	4	
9	901010	NUT, NYLON LOCK 1/2-13 ZC	4	

SIDE STEP: GPTLR-44 AND GPTLR-55

COMPLETE ASSEMBLY:

SIDE STEP: GPTLR-44 AND GPTLR-55

LAST UPDATED
SEPT 2017 to present



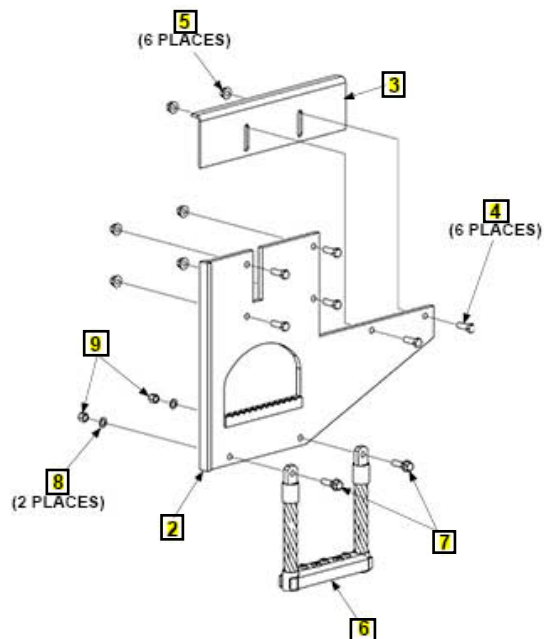
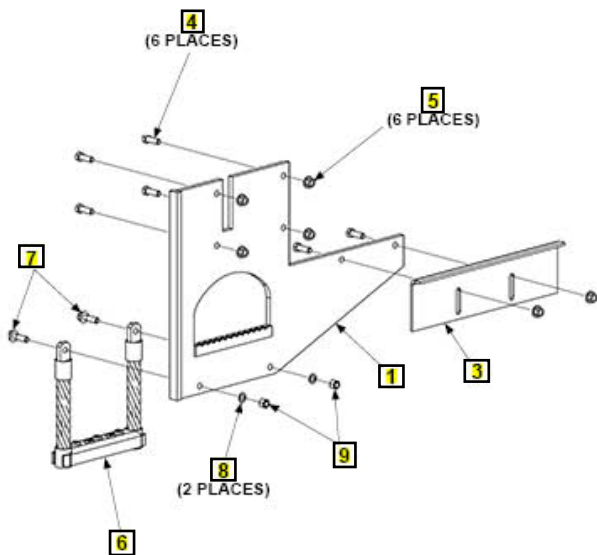
Pos	SKU	Description	Qty	Remark
REF	281311-01G	KIT,DUAL STEP,GPTLR-44/55,GAL	1	
1	281299-01G	D/STEP,WLDMT,LH,GPTLR44/55,GAL	1	
2	281299-02G	D/STEP,WLDMT,RH,GPTLR44/55,GAL	1	
3	281099-01G	ANGLE,HOLDER SIDE PLATE,GAL	2	
4	900035-3	SCREW,CAP HXHD.5-13UNC-2A 1.50	12	
5	901023	FLANGE LOCK NUT	12	

DUAL FLEX STEPS: GPTLR-44 AND GPTLR-55

COMPLETE ASSEMBLY:

LAST UPDATED
NOV 2020 to present

DUAL FLEX STEPS: GPTLR-44 AND GPTLR-55



Pos	SKU	Description	Qty	Remark
REF	281311-01-201G	KIT, D/STEP, FLEX, GPTLR-44/55, G	1	
1	281299-01-101G	D/STEP, FLEX, WLDMT, LH, GPTLR-44/55, G	1	
2	281299-02-101G	D/STEP, FLEX, WLDMT, RH, GPTLR44/55, G	1	
3	281099-01G	ANGLE,HOLDER SIDE PLATE,GAL	2	
4	900035-3	SCREW,CAP HXHD.5-13UNC-2A 1.50	12	
5	901023	FLANGE LOCK NUT	12	
6	288680-01	STEP WLDMT, FLEXIBLE, LOWER	2	
7	901024-2	BOLT HEX FRAME .5-13 X 1.75"LG	4	
8	902000-14	WASHER, FLAT .500X.063 THK	4	
9	901010	NUT, NYLON LOCK 1/2-13 ZC	4	

GPTLR

MAIN ASSEMBLY

GPTLR-25 & GPTLR-33

Main Assembly (For Aluminum Platform) (Oct 2023 - present)

Main Assembly (For Aluminum Platform) (Nov 2020 - Sept 2023)

Main Assembly (For Steel Platform) (Nov 2020 - Dec 2024)

GPTLR-44 & GPTLR-55

Main Assembly (For Aluminum Platform) (Oct 2023 - present)

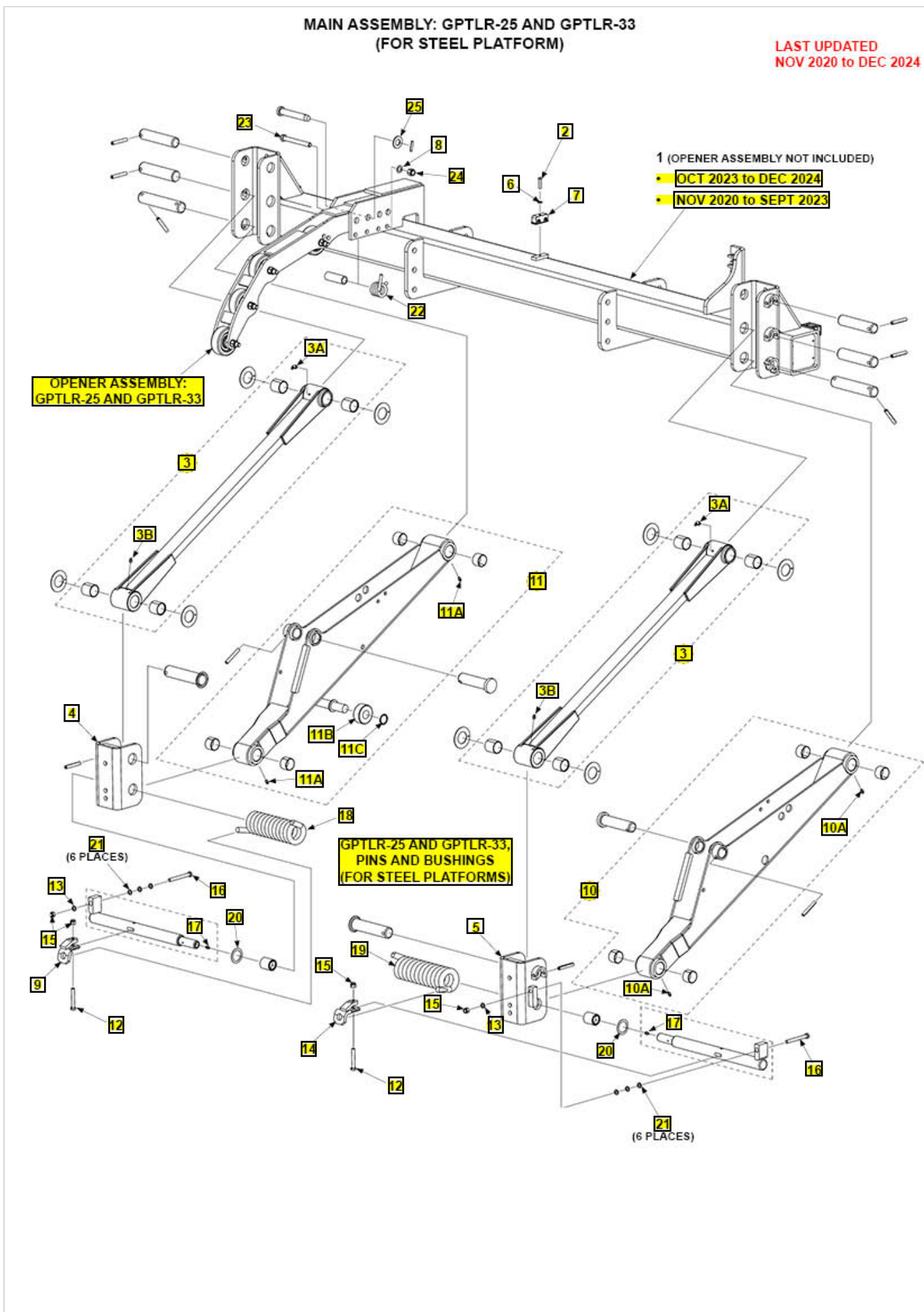
Main Assembly (For Aluminum Platform) (Nov 2020 - Sept 2023)

Main Assembly (For Steel Platform) (Nov 2020 - Dec 2024)

Pos	SKU	Description	Qty	Remark
-----	-----	-------------	-----	--------

**MAIN ASSEMBLY: GPTLR-25 AND GPTLR-33
(FOR STEEL PLATFORM)**

LAST UPDATED
NOV 2020 to DEC 2024

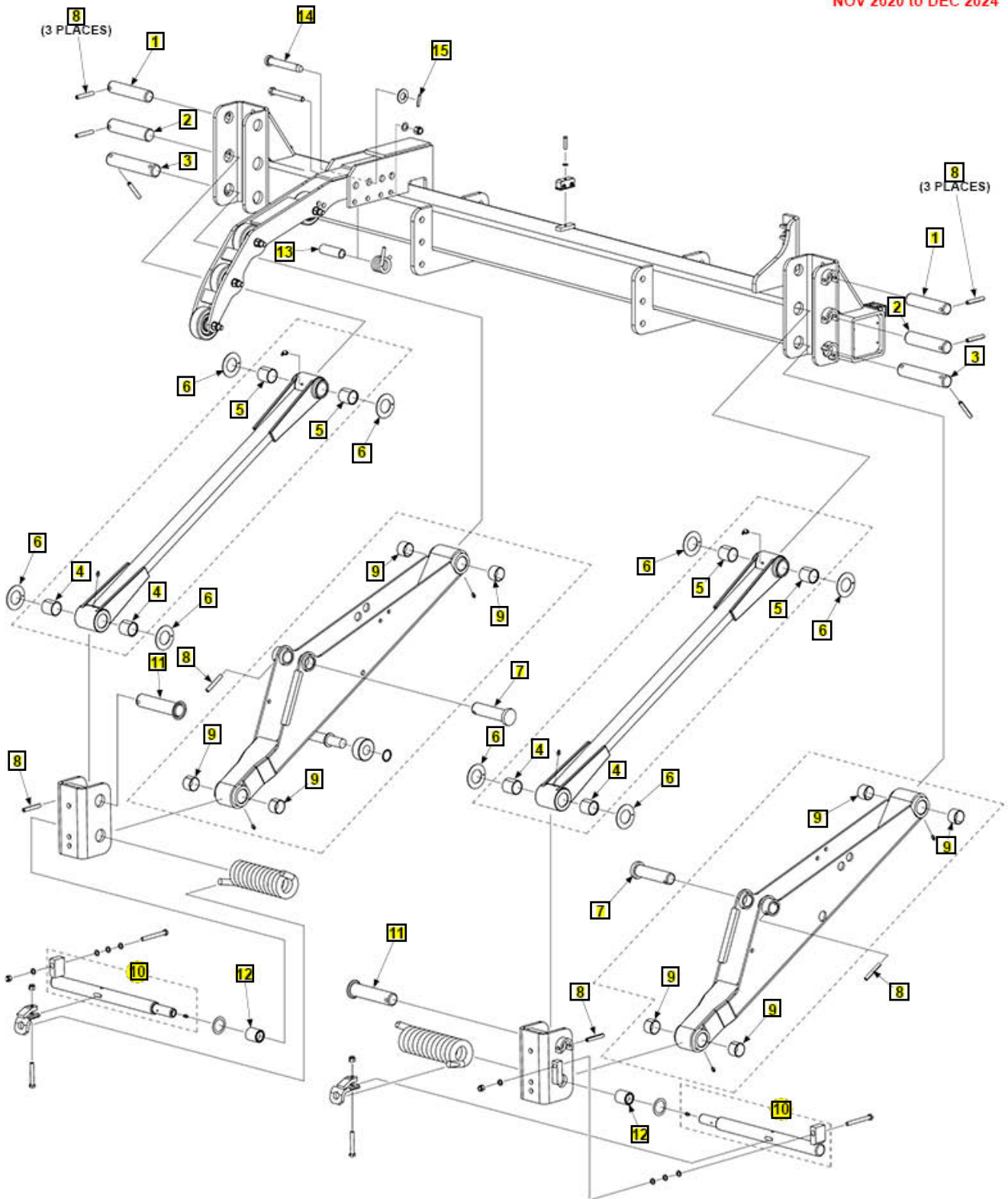


Pos	SKU	Description	Qty	Remark
1	212556-01G	M/F WLDMT,96IN EXT,S&D/PMP,GPTLR25/33,G	1	
1	212556-02G	M/F WLDMT,102IN EXT,S&D/PMP,GPTLR25/33,G	1	
1 Old	299117-01G	M/F WLDMT,96IN EXT,GPTLR25/33,G	1	
1 Old	299117-02G	M/F WLDMT,102IN EXT,GPTLR25/33,G	1	
2	900719-08	SCREW,BUTTON.25-20 X1.25 SS	1	
3	282435-01G	PARALLEL ARM ASSY, GALV	2	
3A	906796-01	THD FORMING 45DEG LUBE FITTING	1	
3B	224342	FITTING, GREASE 1/4"SELF DRILL	1	
4	280971-02G	SHACKLE WLDMT, LH GALVANIZED	1	
5	280971-01G	SHACKLE WLDMT, RH GALVANIZED	1	
6	903412-01	WASHER,FLAT .25,SS	1	
7	905071-03	DOUBLE-LINE PLASTIC CLAMP, .5 DIA	1	
8	902000-14	WASHER, FLAT .500X.063 THK	1	
9	287767-01	BRKT, REINFORCEMENT, WLDMT, RH	1	
10	211715-01G	LIFT ARM ASSY,RH GALV	1	
10A	224342	FITTING, GREASE 1/4"SELF DRILL	2	
11	211715-02G	LIFT ARM ASSY,LH GALV	1	
11A	224342	FITTING, GREASE 1/4"SELF DRILL	1	
11B	282780-05	ROLLER, P/F SPRT, 2.38ODX1.05ID, GPTLR-25/3	1	
11C	903420-02	RING, RETAIN,SLF/LCK 1.0 SS	1	
12	900014-10	SCREW,HEX CAP.38-16X2.5,G8,ZC	2	

Pos	SKU	Description	Qty	Remark
13	902000-10	WASHER, FLAT .375X.063 THK	2	
14	287767-02	BRKT, REINFORCEMENT, WLDMT, LH	1	
15	901002	NUT, NYLON 3/8-16 ZINC	4	
16	900014-13	SCREW,HEX CAP.38-16X3.5,G8,ZC	2	
17	224342	FITTING, GREASE 1/4"SELF DRILL	2	
18	280950-01	TORSION SPRING	1	
19	281319-02	TORSION SPRING	1	
20	903407-02	SHIM, SS, 1.38 IDXX1.88 ODX .030THK	2	
21	903447-02	WASHER,FLAT .375X.063 THK,SS	12	
22	282272-01	SPRING,TORSION,OPENER	1	
23	900035-12	SCREW,CAP HXHD.5-13UNC-2A 4.50	1	
24	901010	NUT, NYLON LOCK 1/2-13 ZC	1	
25	902000-20	WASHER, FLAT .750 .090 THK	1	

MAIN ASSEMBLY: GPTLR-25 AND GPTLR-33, PINS AND BUSHINGS
(FOR STEEL PLATFORMS)

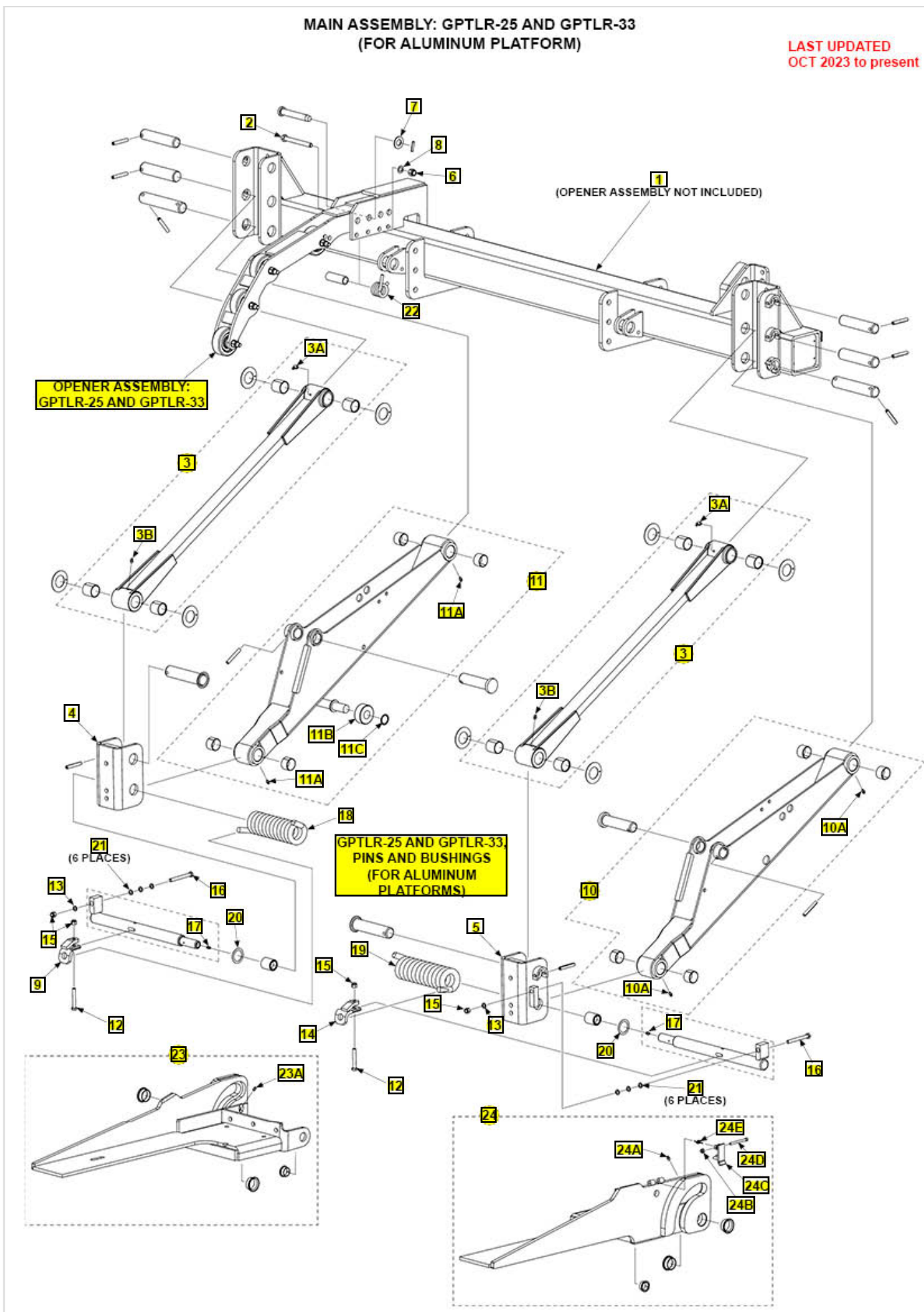
LAST UPDATED
NOV 2020 to DEC 2024



Pos	SKU	Description	Qty	Remark
1	280969-02	PIN 1.25X 5.81 LG, ZC PL	2	
2	280968-01	PIN 1.38 X 5.88 LG, ZC PL	2	
3	281005-01	PIN LIFT ARM,7.00 LG	2	
4	905112-03	BEARING, SELF LUBE 1-3/8X1-3/8	4	
5	905112-04	BEARING, SELF LUBE 1-3/8X1.5	4	
6	908059-01	BEARING,THRUST,38MM ID	8	
7	281127-01	PIN CYLINDR, ZC PL	2	
8	904717-08	PIN ROLL .38 X 2.5 ZINC	10	
9	908047-02	S/LUBR BEARING,1.38X1.50X1.00	8	
10	287680-01	PIN, SPRING ASSY	2	
11	280976-01	PIN WLDMT,1.38X5.81 LG, ZC PL	2	
12	285098-01	BUSHING ASSY, P/F SPRING	2	
13	092046-10	BUSHING	1	
14	282277-01	PIN OPENER	1	
15	905033-2	ROLL PIN 1/4X1-1/4 ZINC	1	

**MAIN ASSEMBLY: GPTLR-25 AND GPTLR-33
(FOR ALUMINUM PLATFORM)**

**LAST UPDATED
OCT 2023 to present**

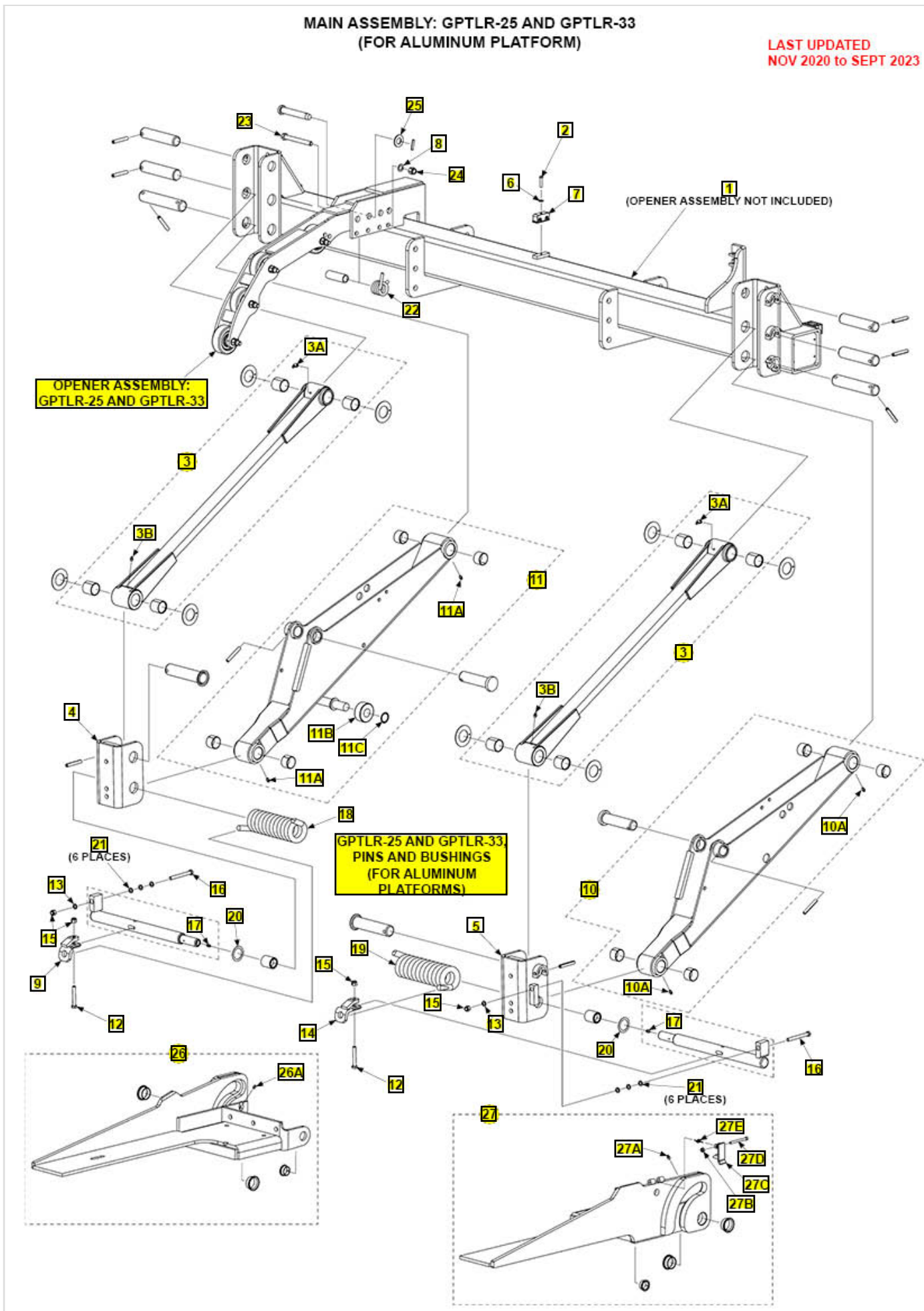


Pos	SKU	Description	Qty	Remark
1	212556-01G	M/F WLDMT,96IN EXT,S&D/PMP,GPTLR25/33,G	1	
1	212556-02G	M/F WLDMT,102IN EXT,S&D/PMP,GPTLR25/33,G	1	
1	212556-03G	M/F WLDMT,96"EXT,S&D/PMP,DOK-1 LOK,GPTLR25/33,G		
1	212556-04G	M/F WLDMT,102"EXT,S&D/PMP,DOK-1 LOK,GPTLR25/33,G		
2	900035-12	SCREW,CAP HXHD.5-13UNC-2A 4.50	1	
3	282435-01G	PARALLEL ARM ASSY, GALV	2	
3A	906796-01	THD FORMING 45DEG LUBE FITTING	1	
3B	224342	FITTING, GREASE 1/4"SELF DRILL	1	
4	280971-02G	SHACKLE WLDMT, LH GALVANIZED	1	
5	280971-01G	SHACKLE WLDMT, RH GALVANIZED	1	
6	901010	NUT, NYLON LOCK 1/2-13 ZC	1	
7	902000-20	WASHER, FLAT .750 .090 THK	1	
8	902000-14	WASHER, FLAT .500X.063 THK	1	
9	287767-01	BRKT, REINFORCEMENT, WLDMT, RH	1	
10	211715-01G	LIFT ARM ASSY,RH GALV	1	
10A	224342	FITTING, GREASE 1/4"SELF DRILL	2	
11	211715-02G	LIFT ARM ASSY,LH GALV	1	
11A	224342	FITTING, GREASE 1/4"SELF DRILL	1	
11B	282780-05	ROLLER, P/F SPRT, 2.38ODX1.05ID, GPTLR-25/3	1	
11C	903420-02	RING, RETAIN,SLF/LCK 1.0 SS	1	

Pos	SKU	Description	Qty	Remark
12	900014-10	SCREW,HEX CAP.38-16X2.5,G8,ZC	2	
13	902000-10	WASHER, FLAT .375X.063 THK	2	
14	287767-02	BRKT, REINFORCEMENT, WLDMT, LH	1	
15	901002	NUT, NYLON 3/8-16 ZINC	4	
16	900014-13	SCREW,HEX CAP.38-16X3.5,G8,ZC	2	
17	224342	FITTING, GREASE 1/4"SELF DRILL	2	
18	280950-01	TORSION SPRING	1	
19	281319-02	TORSION SPRING	1	
20	903407-02	SHIM, SS, 1.38 IDXX1.88 ODX .030THK	2	
21	903447-02	WASHER,FLAT .375X.063 THK,SS	12	
22	282272-01	SPRING,TORSION,OPENER	1	
23	299187-01G	P/F SPRT,ASSY,LH,GPTLR25, GALV	1	
23A	224342	FITTING, GREASE 1/4"SELF DRILL	1	
24	299187-02G	P/F SPRT,ASSY,RH,GPTLR25, GALV	1	
24A	224342	FITTING, GREASE 1/4"SELF DRILL	1	
24B	903137-01	NUT, NYL INSRT STOP .25-20 SS	1	
24C	284645-01	LATCH WLDMT,GPTLR P/F	1	
24D	900732-14	SCREW,SOC .2520X2.75 SS	1	
24E	284568-01	SPRING,TRSN,180DEGX.048WX.38OD		

**MAIN ASSEMBLY: GPTLR-25 AND GPTLR-33
(FOR ALUMINUM PLATFORM)**

**LAST UPDATED
NOV 2020 to SEPT 2023**

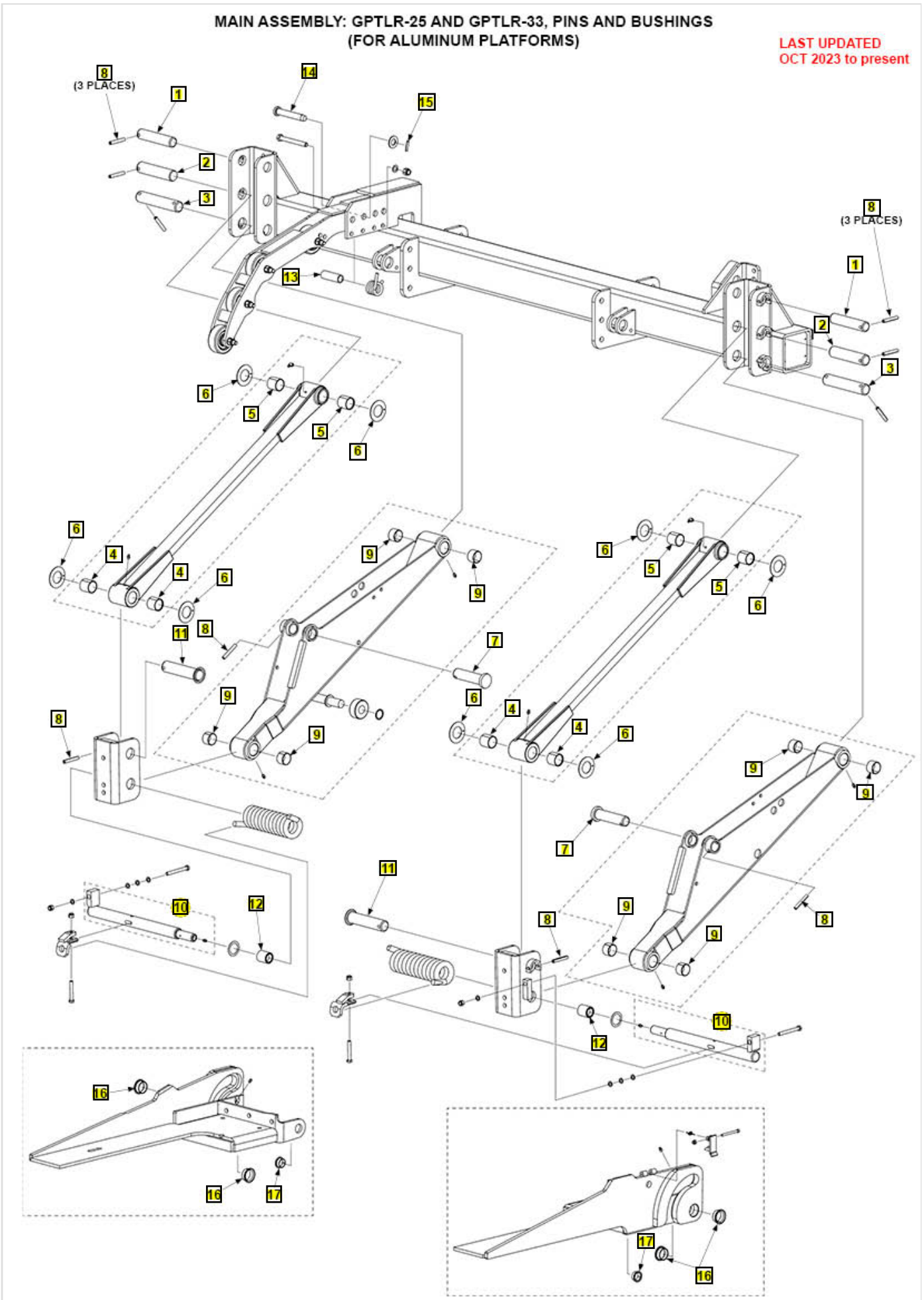


Pos	SKU	Description	Qty	Remark
1	299117-01G	M/F WLDMT,96IN EXT,GPTLR25/33,G	1	
1	299117-02G	M/F WLDMT,102IN EXT,GPTLR25/33,G	1	
2	900719-08	SCREW,BUTTON.25-20 X1.25 SS	1	
3	282435-01G	PARALLEL ARM ASSY, GALV	2	
3A	906796-01	THD FORMING 45DEG LUBE FITTING	1	
3B	224342	FITTING, GREASE 1/4"SELF DRILL	1	
4	280971-02G	SHACKLE WLDMT, LH GALVANIZED	1	
5	280971-01G	SHACKLE WLDMT, RH GALVANIZED	1	
6	903412-01	WASHER,FLAT .25,SS	1	
7	905071-03	DOUBLE-LINE PLASTIC CLAMP, .5 DIA	1	
8	902000-14	WASHER, FLAT .500X.063 THK	1	
9	287767-01	BRKT, REINFORCEMENT, WLDMT, RH	1	
10	211715-01G	LIFT ARM ASSY,RH GALV	1	
10A	224342	FITTING, GREASE 1/4"SELF DRILL	2	
11	211715-02G	LIFT ARM ASSY,LH GALV	1	
11A	224342	FITTING, GREASE 1/4"SELF DRILL	1	
11B	282780-05	ROLLER, P/F SPRT, 2.38ODX1.05ID, GPTLR-25/3	1	
11C	903420-02	RING, RETAIN,SLF/LCK 1.0 SS	1	
12	900014-10	SCREW,HEX CAP.38-16X2.5,G8,ZC	2	
13	902000-10	WASHER, FLAT .375X.063 THK	2	
14	287767-02	BRKT, REINFORCEMENT, WLDMT, LH	1	
15	901002	NUT, NYLON 3/8-16 ZINC	4	

Pos	SKU	Description	Qty	Remark
16	900014-13	SCREW,HEX CAP.38-16X3.5,G8,ZC	2	
17	224342	FITTING, GREASE 1/4"SELF DRILL	2	
18	280950-01	TORSION SPRING	1	
19	281319-02	TORSION SPRING	1	
20	903407-02	SHIM, SS, 1.38 IDXX1.88 ODX .030THK	2	
21	903447-02	WASHER,FLAT .375X.063 THK,SS	12	
22	282272-01	SPRING,TORSION,OPENER	1	
23	900035-12	SCREW,CAP HXHD.5-13UNC-2A 4.50	1	
24	901010	NUT, NYLON LOCK 1/2-13 ZC	1	
25	902000-20	WASHER, FLAT .750 .090 THK	1	
26	299187-01G	P/F SPRT,ASSY,LH,GPTLR25, GALV	1	
26A	224342	FITTING, GREASE 1/4"SELF DRILL	1	
27	299187-02G	P/F SPRT,ASSY,RH,GPTLR25, GALV	1	
27A	224342	FITTING, GREASE 1/4"SELF DRILL	1	
27B	903137-01	NUT, NYL INSRT STOP .25-20 SS	1	
27C	284645-01	LATCH WLDMT,GPTLR P/F	1	
27D	900732-14	SCREW,SOC .2520X2.75 SS	1	
27E	284568-01	SPRING,TRSN,180DEGX.048WX.38OD		

MAIN ASSEMBLY: GPTLR-25 AND GPTLR-33, PINS AND BUSHINGS
(FOR ALUMINUM PLATFORMS)

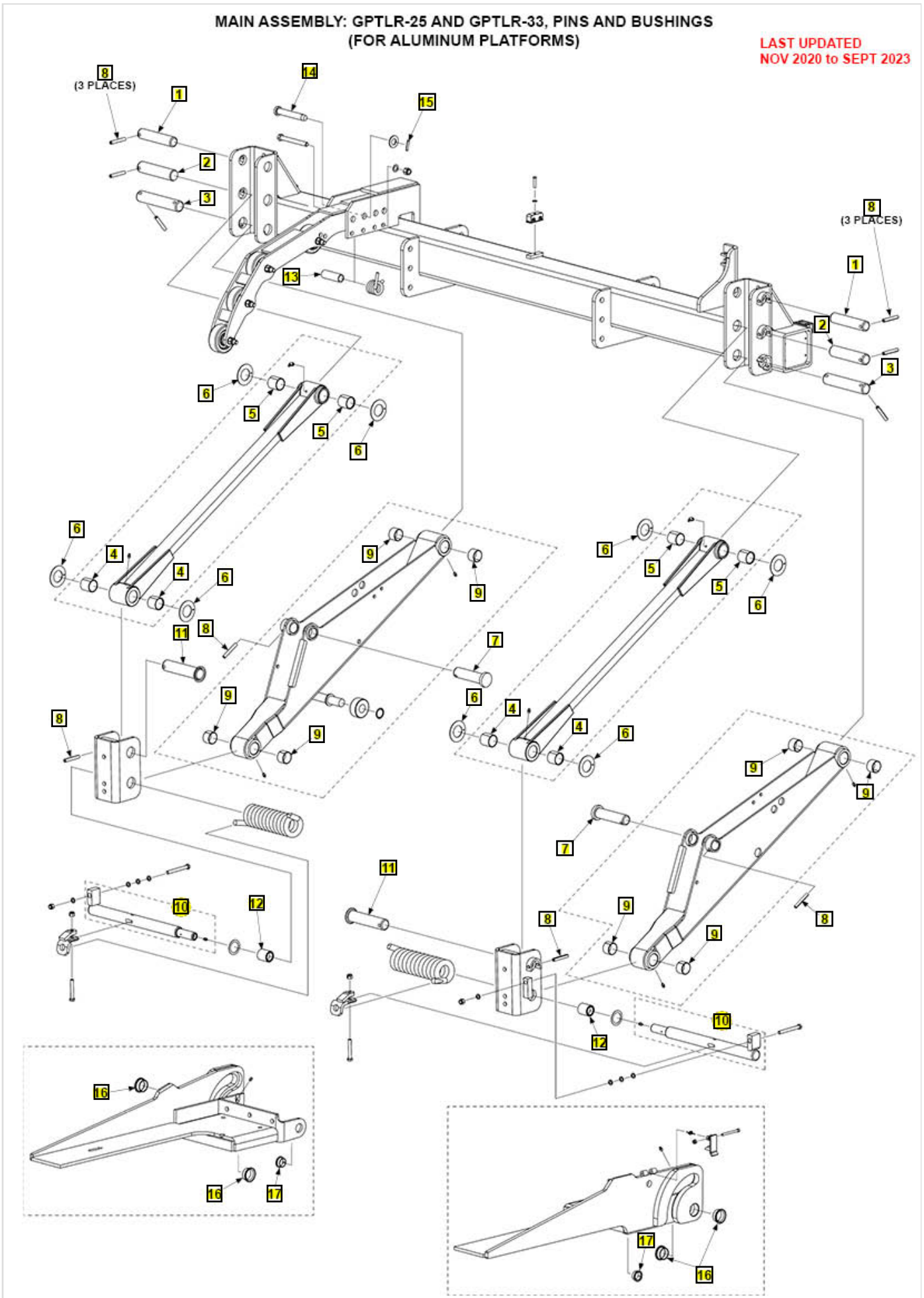
LAST UPDATED
OCT 2023 to present



Pos	SKU	Description	Qty	Remark
1	280969-02	PIN 1.25X 5.81 LG, ZC PL	2	
2	280968-01	PIN 1.38 X 5.88 LG, ZC PL	2	
3	281005-01	PIN LIFT ARM,7.00 LG	2	
4	905112-03	BEARING, SELF LUBE 1-3/8X1-3/8	4	
5	905112-04	BEARING, SELF LUBE 1-3/8X1.5	4	
6	908059-01	BEARING,THRUST,38MM ID	8	
7	281127-01	PIN CYLINDR, ZC PL	2	
8	904717-08	PIN ROLL .38 X 2.5 ZINC	10	
9	908047-02	S/LUBR BEARING,1.38X1.50X1.00	8	
10	287680-01	PIN, SPRING ASSY	2	
11	280976-01	PIN WLDMT,1.38X5.81 LG, ZC PL	2	
12	285098-01	BUSHING ASSY, P/F SPRING	2	
13	092046-10	BUSHING	1	
14	282277-01	PIN OPENER	1	
15	905033-2	ROLL PIN 1/4X1-1/4 ZINC	1	
16	908008-02	BRG,FLANGED 1.375 SHFT X.63 LG	4	
17	908002-03	BEARING,SELF LUB.1ID X.5 LG	2	

MAIN ASSEMBLY: GPTLR-25 AND GPTLR-33, PINS AND BUSHINGS
(FOR ALUMINUM PLATFORMS)

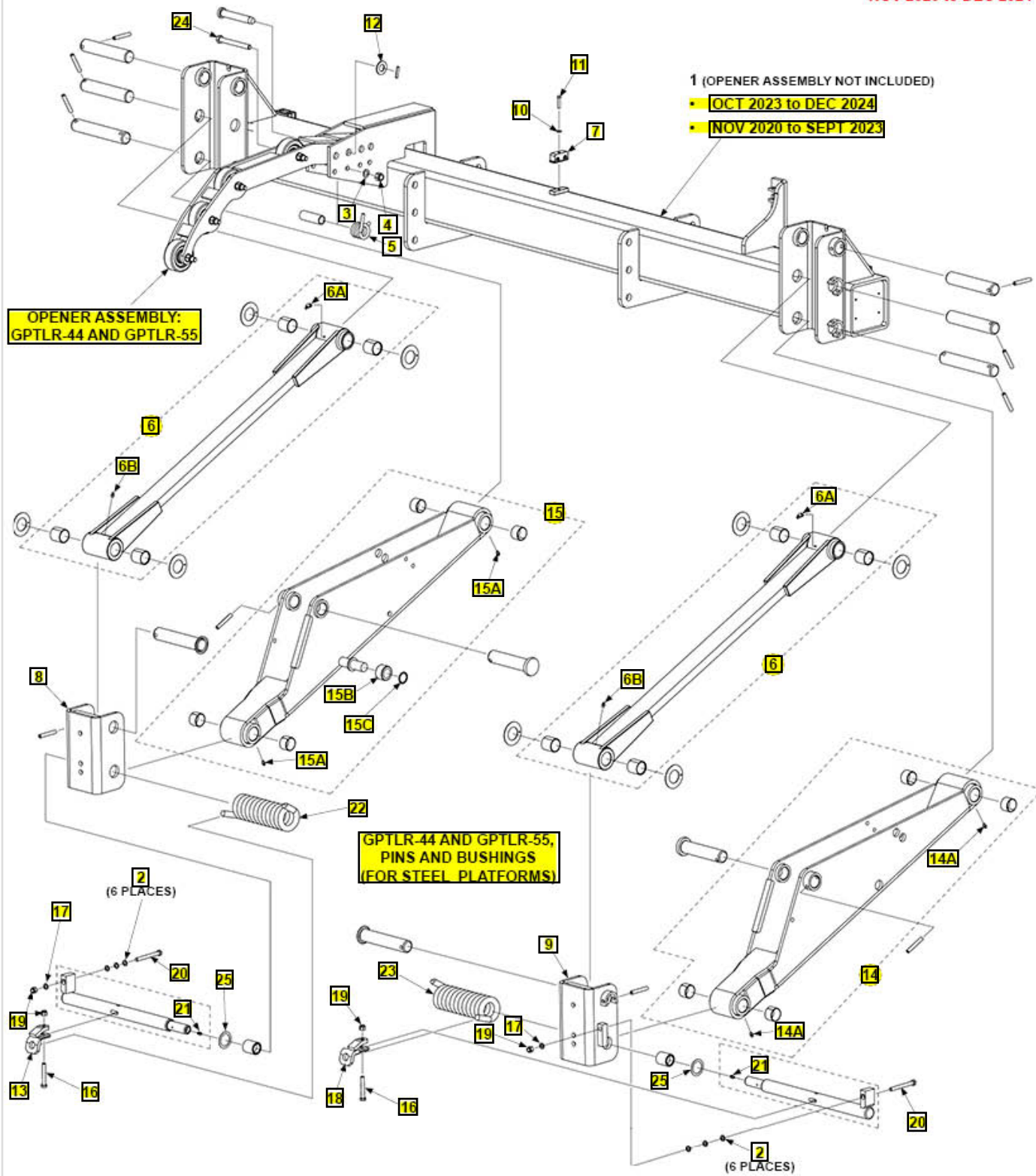
LAST UPDATED
NOV 2020 to SEPT 2023



Pos	SKU	Description	Qty	Remark
1	280969-02	PIN 1.25X 5.81 LG, ZC PL	2	
2	280968-01	PIN 1.38 X 5.88 LG, ZC PL	2	
3	281005-01	PIN LIFT ARM,7.00 LG	2	
4	905112-03	BEARING, SELF LUBE 1-3/8X1-3/8	4	
5	905112-04	BEARING, SELF LUBE 1-3/8X1.5	4	
6	908059-01	BEARING,THRUST,38MM ID	8	
7	281127-01	PIN CYLINDR, ZC PL	2	
8	904717-08	PIN ROLL .38 X 2.5 ZINC	10	
9	908047-02	S/LUBR BEARING,1.38X1.50X1.00	8	
10	287680-01	PIN, SPRING ASSY	2	
11	280976-01	PIN WLDMT,1.38X5.81 LG, ZC PL	2	
12	285098-01	BUSHING ASSY, P/F SPRING	2	
13	092046-10	BUSHING	1	
14	282277-01	PIN OPENER	1	
15	905033-2	ROLL PIN 1/4X1-1/4 ZINC	1	
16	908008-02	BRG,FLANGED 1.375 SHFT X.63 LG	4	
17	908002-03	BEARING,SELF LUB.1ID X.5 LG	2	

**MAIN ASSEMBLY: GPTLR-44 AND GPTLR-55
(FOR STEEL PLATFORMS)**

LAST UPDATED
NOV 2020 to DEC 2024

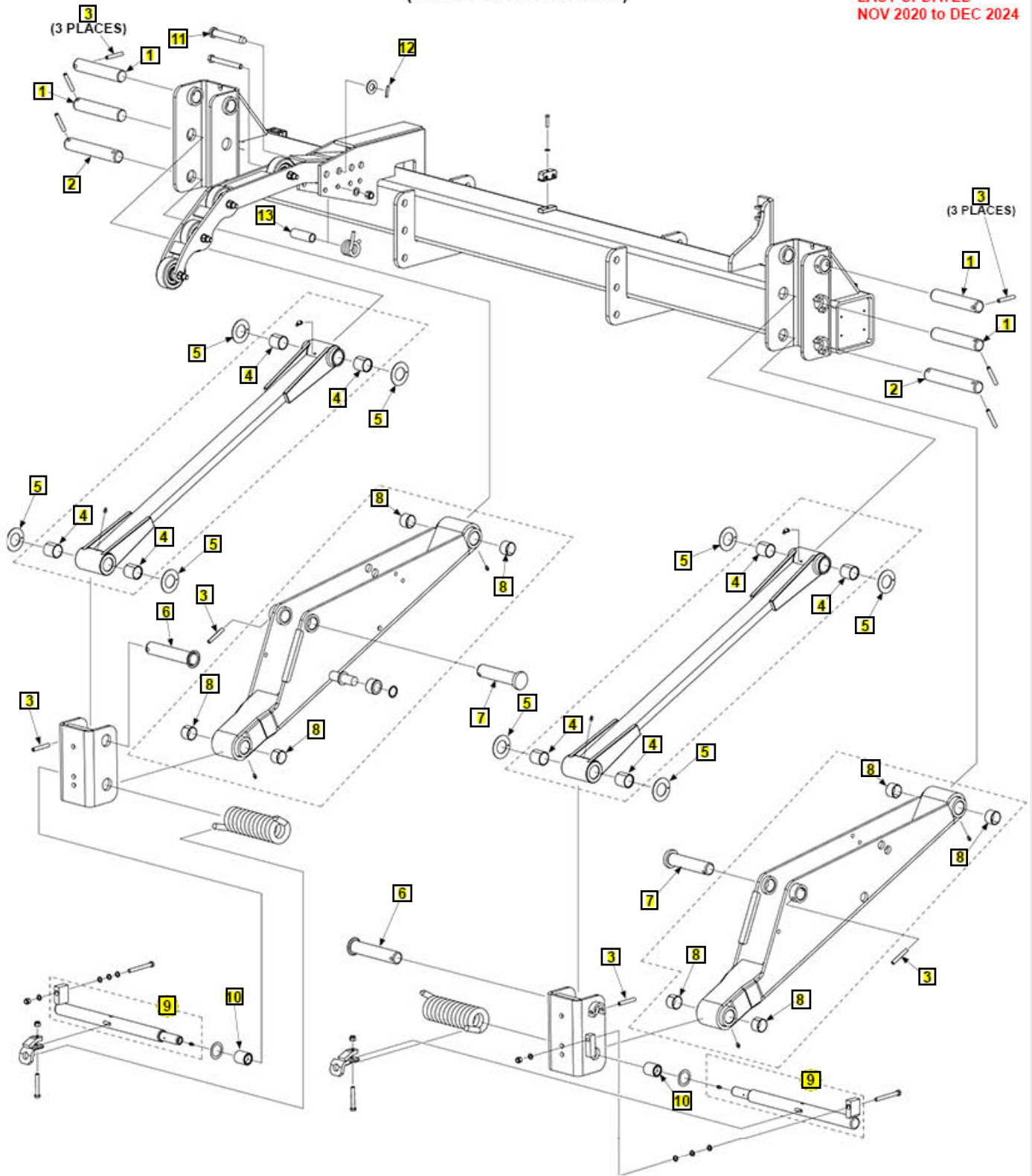


Pos	SKU	Description	Qty	Remark
1	212557-01G	M/F WLDMT,96IN EXT,S&D/PMP,GPTLR4/5,G	1	
1	212557-02G	M/F WLDMT,102IN EXT,S&D/PMP,GPTLR4/5,G	1	
1	212557-03G	M/F WLDMT,96IN EXT,S&D/PMPDOK- LOK,GPTLR4/5,G	1	
1	212557-04G	M/F WLDMT,102IN EXT,S&D/PMP,DOK- LOK,GPTLR4/5,G	1	
1 Old	299116-01G	M/F WLDMT,96IN EXT,GPTLR4/5,G	1	
1 Old	299116-02G	M/F WLDMT,102IN EXT,GPTLR4/5,G	1	
1 Old	299116-03G	M/F WLDMT,96"EXT,DOK- LOK,GPTLR4/5,G	1	
1 Old	299116-04G	M/F WLDMT,102IN EXT,DOK- LOK,GPTLR4/5,G	1	
2	903447-02	WASHER,FLAT .375X.063 THK,SS	12	
3	902000-14	WASHER, FLAT .500X.063 THK	1	
4	901010	NUT, NYLON LOCK 1/2-13 ZC	1	
5	282272-01	SPRING,TORSION,OPENER	1	
6	282546-01G	PARALLEL ARM,ASSY,GAL	2	
6A	906796-01	THD FORMING 45DEG LUBE FITTING	1	
6B	224342	FITTING, GREASE 1/4"SELF DRILL	1	
7	905071-03	DOUBLE-LINE PLASTIC CLAMP, .5 DIA	1	
8	281033-02G	SHACKLE WLDMT,LH,GAL	1	
9	281033-01G	SHACKLE WLDMT,RH,GAL	1	
10	903412-01	WASHER,FLAT .25,SS	1	
11	900719-08	SCREW,BUTTON.25-20 X1.25 SS	1	
12	902000-20	WASHER, FLAT .750 .090 THK	1	

Pos	SKU	Description	Qty	Remark
13	287767-01	BRKT, REINFORCEMENT, WLDMT, RH	1	
14	211720-01G	LIFT ARM,ASSY,RH,GAL	1	
14A	224342	FITTING, GREASE 1/4"SELF DRILL	2	
15	211720-02G	LIFT ARM ASSY,LH,GAL	1	
15A	224342	FITTING, GREASE 1/4"SELF DRILL	2	
15B	282780-06	ROLLER, P/F SPRT, 1.63ODX1.05ID, GPTLR-4/5	1	
15C	903420-02	RING, RETAIN,SLF/LCK 1.0 SS	1	
16	900014-10	SCREW,HEX CAP.38-16X2.5,G8,ZC	2	
17	902000-10	WASHER, FLAT .375X.063 THK	2	
18	287767-02	BRKT, REINFORCEMENT, WLDMT, LH	1	
19	901002	NUT, NYLON 3/8-16 ZINC	4	
20	900014-13	SCREW,HEX CAP.38-16X3.5,G8,ZC	2	
21	224342	FITTING, GREASE 1/4"SELF DRILL	2	
22	280950-01	TORSION SPRING	1	
23	281319-02	TORSION SPRING	1	
24	900035-12	SCREW,CAP HXHD.5-13UNC-2A 4.50	1	
25	903407-02	SHIM, SS, 1.38 IDXX1.88 ODX .030THK	2	

MAIN ASSEMBLY: GPTLR-44 AND GPTLR-55, PINS AND BUSHINGS
(FOR STEEL PLATFORMS)

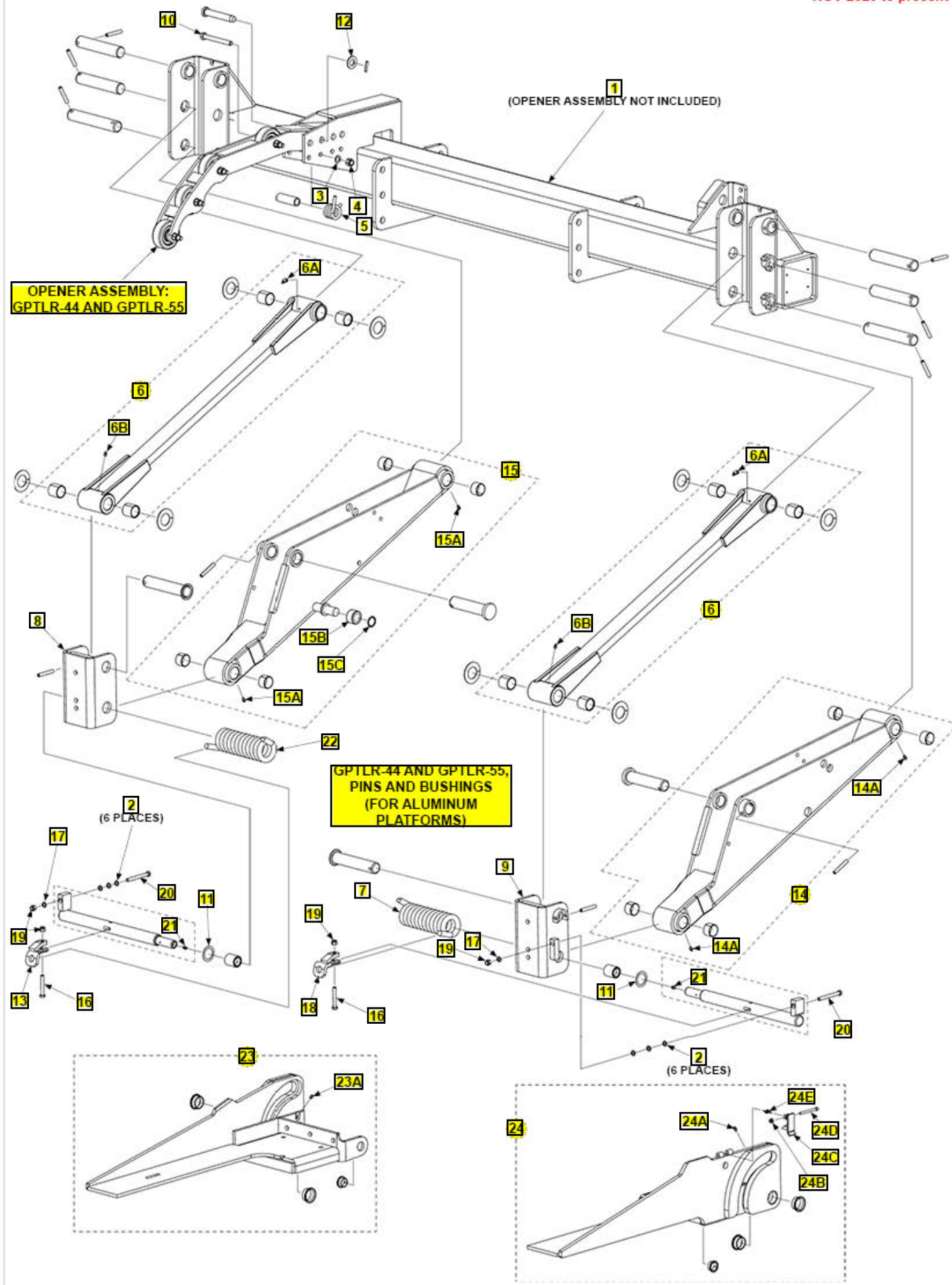
LAST UPDATED
NOV 2020 to DEC 2024



Pos	SKU	Description	Qty	Remark
1	280968-04	PIN 1.38 X7.13 LG, ZC PL	4	
2	281005-02	PIN LIFT ARM,8.06 LG	2	
3	904717-08	PIN ROLL .38 X 2.5 ZINC	10	
4	905112-04	BEARING, SELF LUBE 1-3/8X1.5	8	
5	908059-01	BEARING,THRUST,38MM ID	8	
6	280976-02	PIN WLDMT,1.38X6.81 LG, ZC PL	2	
7	281119-01	PIN CYLINDER	2	
8	908047-02	S/LUBR BEARING,1.38X1.50X1.00	8	
9	287772-01	PIN, SPRING, ASSY	2	
10	285098-01	BUSHING ASSY, P/F SPRING	2	
11	282277-01	PIN OPENER	1	
12	905033-2	ROLL PIN 1/4X1-1/4 ZINC	1	
13	092046-10	BUSHING	1	

MAIN ASSEMBLY: GPTLR-44 AND GPTLR-55
(FOR ALUMINUM PLATFORMS)

LAST UPDATED
NOV 2020 to present

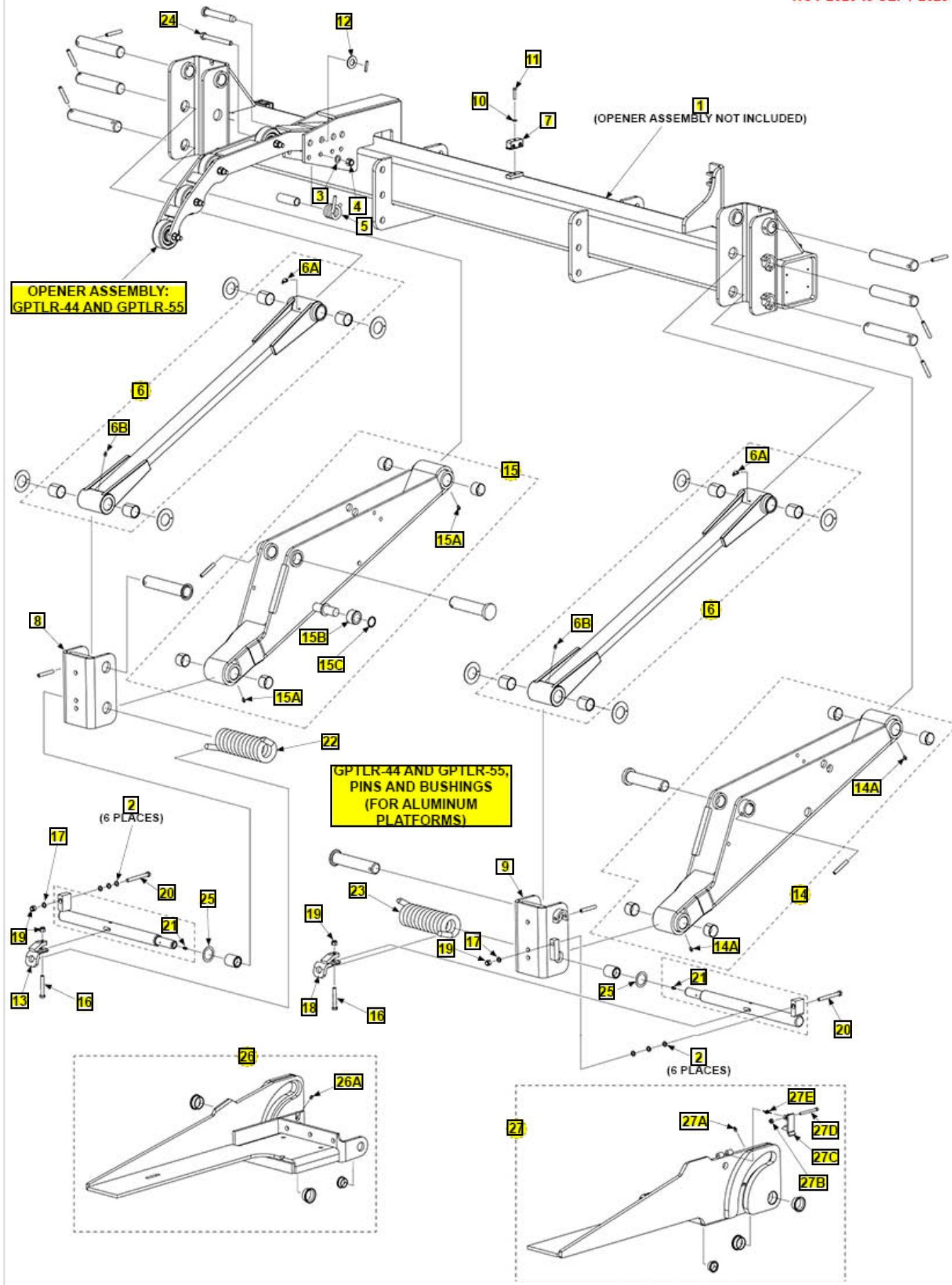


Pos	SKU	Description	Qty	Remark
1	212557-01G	M/F WLDMT,96IN EXT,S&D/PMP,GPTLR4/5,G	1	
1	212557-02G	M/F WLDMT,102IN EXT,S&D/PMP,GPTLR4/5,G	1	
1	212557-03G	M/F WLDMT,96IN EXT,S&D/PMPDOK- LOK,GPTLR4/5,G	1	
1	212557-04G	M/F WLDMT,102IN EXT,S&D/PMP,DOK- LOK,GPTLR4/5,G	1	
2	903447-02	WASHER,FLAT .375X.063 THK,SS	12	
3	902000-14	WASHER, FLAT .500X.063 THK	1	
4	901010	NUT, NYLON LOCK 1/2-13 ZC	1	
5	282272-01	SPRING,TORSION,OPENER	1	
6	282546-01G	PARALLEL ARM,ASSY,GAL	2	
6A	906796-01	THD FORMING 45DEG LUBE FITTING	1	
6B	224342	FITTING, GREASE 1/4"SELF DRILL	1	
7	281319-02	TORSION SPRING	1	
8	281033-02G	SHACKLE WLDMT,LH,GAL	1	
9	281033-01G	SHACKLE WLDMT,RH,GAL	1	
10	900035-12	SCREW,CAP HXHD.5-13UNC-2A 4.50	1	
11	903407-02	SHIM, SS, 1.38 IDXX1.88 ODX .030THK	2	
12	902000-20	WASHER, FLAT .750 .090 THK	1	
13	287767-01	BRKT, REINFORCEMENT, WLDMT, RH	1	
14	211720-01G	LIFT ARM,ASSY,RH,GAL	1	
14A	224342	FITTING, GREASE 1/4"SELF DRILL	2	
15	211720-02G	LIFT ARM ASSY,LH,GAL	1	
15A	224342	FITTING, GREASE 1/4"SELF DRILL	2	

Pos	SKU	Description	Qty	Remark
15B	282780-06	ROLLER, P/F SPRT, 1.63ODX1.05ID, GPTLR-4/5	1	
15C	903420-02	RING, RETAIN,SLF/LCK 1.0 SS	1	
16	900014-10	SCREW,HEX CAP.38-16X2.5,G8,ZC	2	
17	902000-10	WASHER, FLAT .375X.063 THK	2	
18	287767-02	BRKT, REINFORCEMENT, WLDMT, LH	1	
19	901002	NUT, NYLON 3/8-16 ZINC	4	
20	900014-13	SCREW,HEX CAP.38-16X3.5,G8,ZC	2	
21	224342	FITTING, GREASE 1/4"SELF DRILL	2	
22	280950-01	TORSION SPRING	1	
23	299189-01G	P/F SPRT,ASSY,LH,GPTLR44/55,G	1	
23A	224342	FITTING, GREASE 1/4"SELF DRILL	1	
24	299189-02G	P/F SPRT,ASSY,RH,GPTLR44/55,G	1	
24A	224342	FITTING, GREASE 1/4"SELF DRILL	1	
24B	903137-01	NUT, NYL INSRT STOP .25-20 SS	1	
24C	284645-01	LATCH WLDMT,GPTLR P/F	1	
24D	900732-14	SCREW,SOC .2520X2.75 SS	1	
24E	284568-01	SPRING,TRSN,180DEGX.048WX.38OD		

MAIN ASSEMBLY: GPTLR-44 AND GPTLR-55
(FOR ALUMINUM PLATFORMS)

LAST UPDATED
NOV 2020 to SEPT 2023

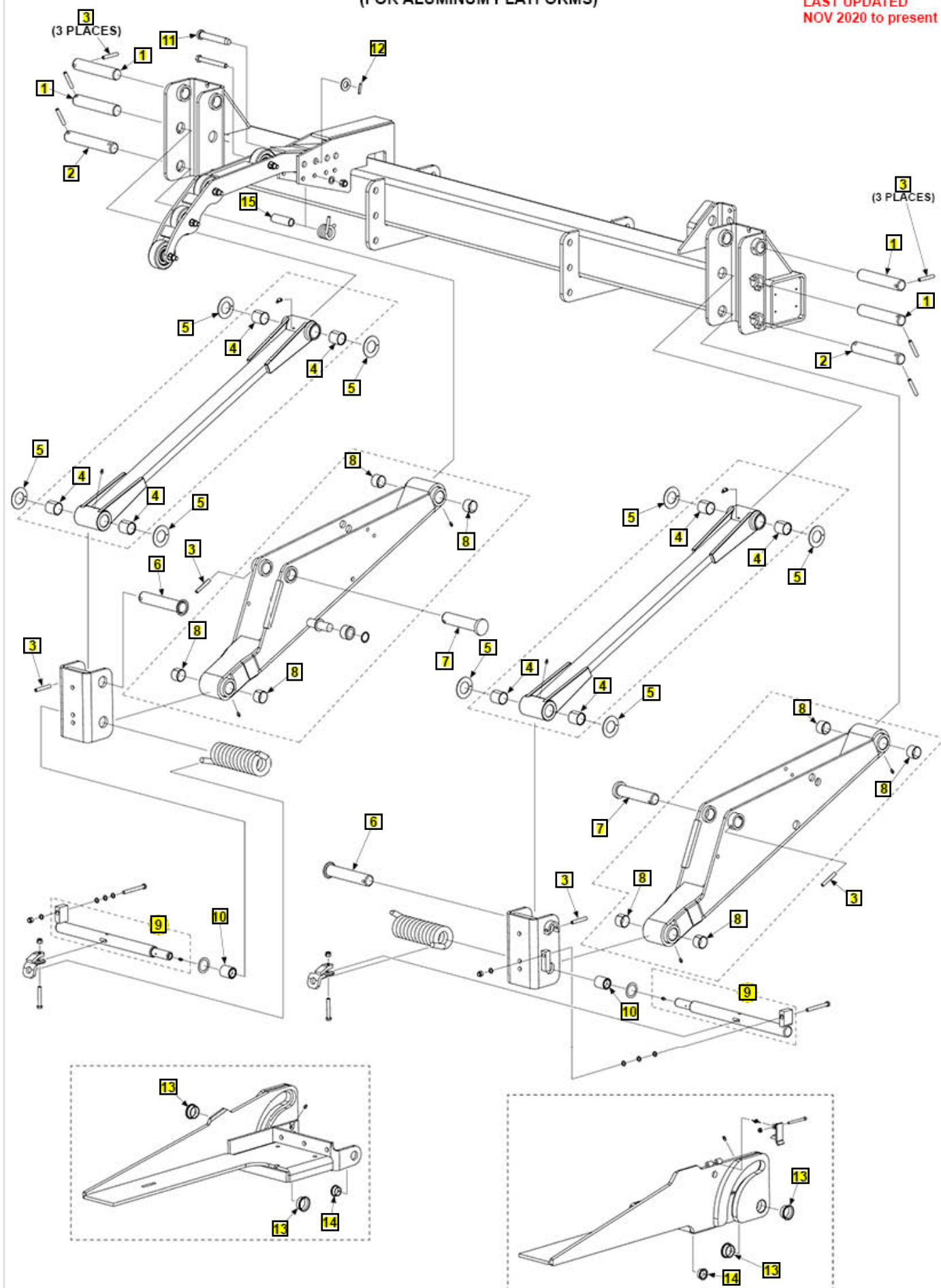


Pos	SKU	Description	Qty	Remark
1	299116-01G	M/F WLDMT,96IN EXT,GPTLR4/5,G	1	
1	299116-02G	M/F WLDMT,102IN EXT,GPTLR4/5,G	1	
1	299116-03G	M/F WLDMT,96"EXT,DOK- LOK,GPTLR4/5,G	1	
1	299116-04G	M/F WLDMT,102IN EXT,DOK- LOK,GPTLR4/5,G	1	
2	903447-02	WASHER,FLAT .375X.063 THK,SS	12	
3	902000-14	WASHER, FLAT .500X.063 THK	1	
4	901010	NUT, NYLON LOCK 1/2-13 ZC	1	
5	282272-01	SPRING,TORSION,OPENER	1	
6	282546-01G	PARALLEL ARM,ASSY,GAL	2	
6A	906796-01	THD FORMING 45DEG LUBE FITTING	1	
6B	224342	FITTING, GREASE 1/4"SELF DRILL	1	
7	905071-03	DOUBLE-LINE PLASTIC CLAMP, .5 DIA	1	
8	281033-02G	SHACKLE WLDMT,LH,GAL	1	
9	281033-01G	SHACKLE WLDMT,RH,GAL	1	
10	903412-01	WASHER,FLAT .25,SS	1	
11	900719-08	SCREW,BUTTON.25-20 X1.25 SS	1	
12	902000-20	WASHER, FLAT .750 .090 THK	1	
13	287767-01	BRKT, REINFORCEMENT, WLDMT, RH	1	
14	211720-01G	LIFT ARM,ASSY,RH,GAL	1	
14A	224342	FITTING, GREASE 1/4"SELF DRILL	2	
15	211720-02G	LIFT ARM ASSY,LH,GAL	1	
15A	224342	FITTING, GREASE 1/4"SELF DRILL	2	
15B	282780-06	ROLLER, P/F SPRT, 1.63ODX1.05ID, GPTLR-4/5	1	

Pos	SKU	Description	Qty	Remark
15C	903420-02	RING, RETAIN,SLF/LCK 1.0 SS	1	
16	900014-10	SCREW,HEX CAP.38-16X2.5,G8,ZC	2	
17	902000-10	WASHER, FLAT .375X.063 THK	2	
18	287767-02	BRKT, REINFORCEMENT, WLDMT, LH	1	
19	901002	NUT, NYLON 3/8-16 ZINC	4	
20	900014-13	SCREW,HEX CAP.38-16X3.5,G8,ZC	2	
21	224342	FITTING, GREASE 1/4"SELF DRILL	2	
22	280950-01	TORSION SPRING	1	
23	281319-02	TORSION SPRING	1	
24	900035-12	SCREW,CAP HXHD.5-13UNC-2A 4.50	1	
25	903407-02	SHIM, SS, 1.38 IDXX1.88 ODX .030THK	2	
26	299189-01G	P/F SPRT,ASSY,LH,GPTLR44/55,G	1	
26A	224342	FITTING, GREASE 1/4"SELF DRILL	1	
27	299189-02G	P/F SPRT,ASSY,RH,GPTLR44/55,G	1	
27A	224342	FITTING, GREASE 1/4"SELF DRILL	1	
27B	903137-01	NUT, NYL INSRT STOP .25-20 SS	1	
27C	284645-01	LATCH WLDMT,GPTLR P/F	1	
27D	900732-14	SCREW,SOC .2520X2.75 SS	1	
27E	284568-01	SPRING,TRSN,180DEGX.048WX.38OD		

**MAIN ASSEMBLY: GPTLR-44 AND GPTLR-55, PINS AND BUSHINGS
(FOR ALUMINUM PLATFORMS)**

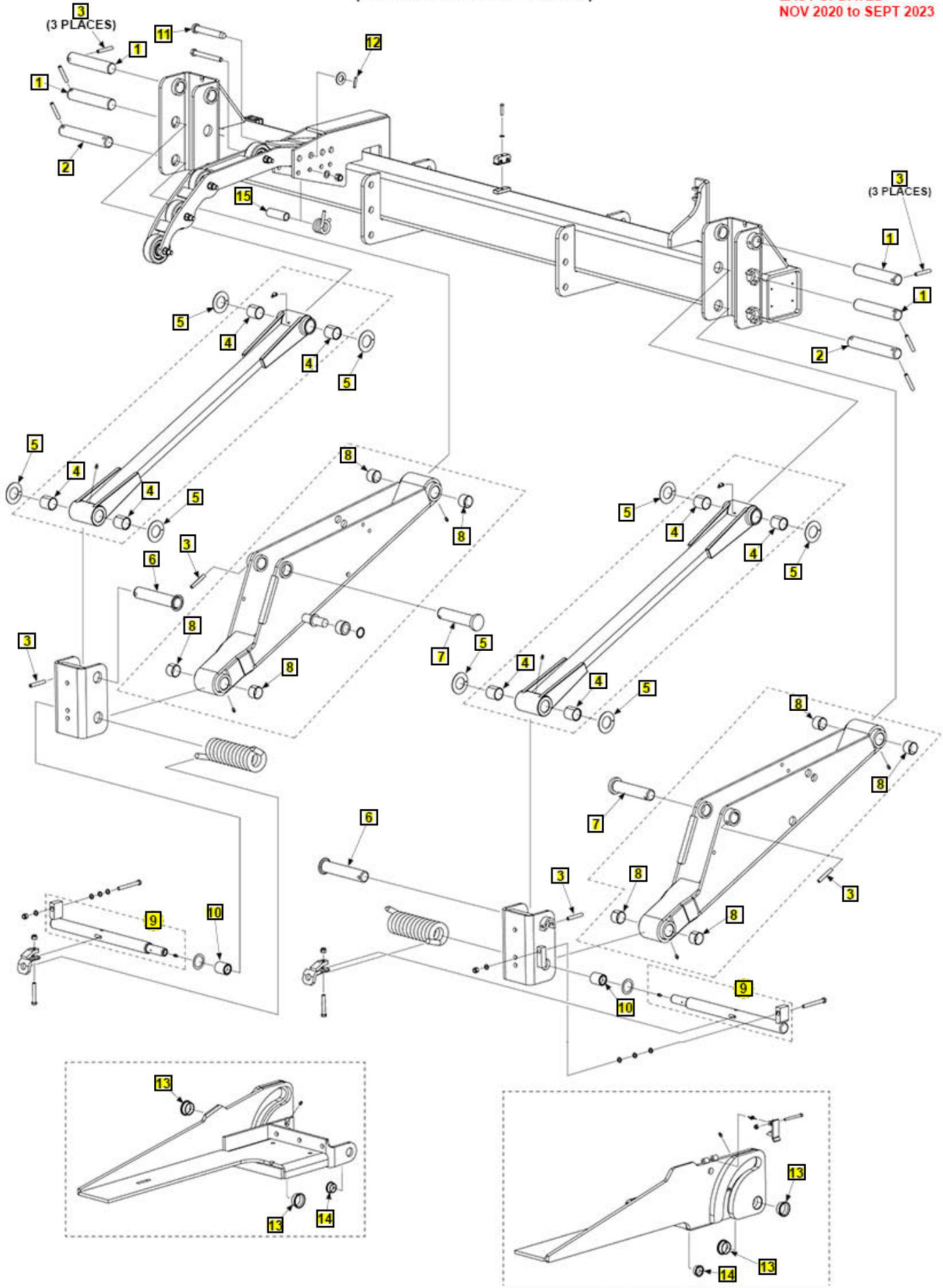
LAST UPDATED
NOV 2020 to present



Pos	SKU	Description	Qty	Remark
1	280968-04	PIN 1.38 X7.13 LG, ZC PL	4	
2	281005-02	PIN LIFT ARM,8.06 LG	2	
3	904717-08	PIN ROLL .38 X 2.5 ZINC	10	
4	905112-04	BEARING, SELF LUBE 1-3/8X1.5	8	
5	908059-01	BEARING,THRUST,38MM ID	8	
6	280976-02	PIN WLDMT,1.38X6.81 LG, ZC PL	2	
7	281119-01	PIN CYLINDER	2	
8	908047-02	S/LUBR BEARING,1.38X1.50X1.00	8	
9	287772-01	PIN, SPRING, ASSY	2	
10	285098-01	BUSHING ASSY, P/F SPRING	2	
11	282277-01	PIN OPENER	1	
12	905033-2	ROLL PIN 1/4X1-1/4 ZINC	1	
13	908008-02	BRG,FLANGED 1.375 SHFT X.63 LG	4	
14	908002-03	BEARING,SELF LUB.1ID X.5 LG	2	
15	092046-10	BUSHING	1	

MAIN ASSEMBLY: GPTLR-44 AND GPTLR-55, PINS AND BUSHINGS
(FOR ALUMINUM PLATFORMS)

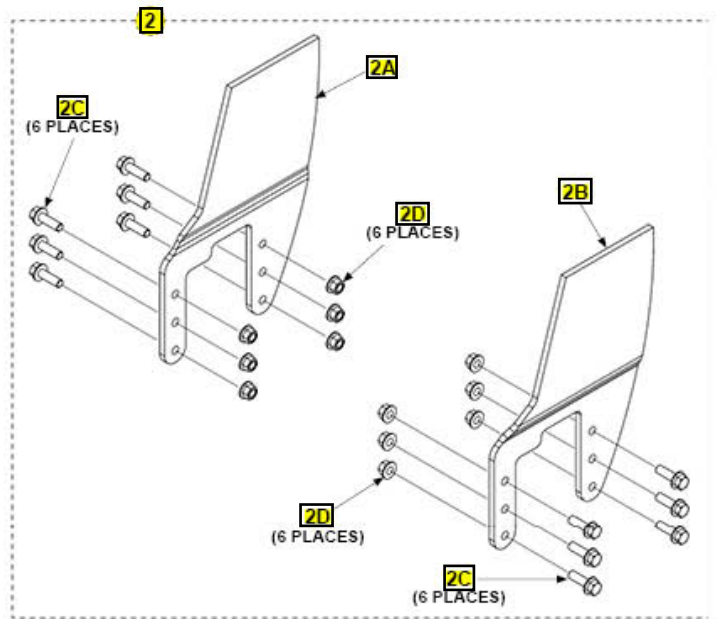
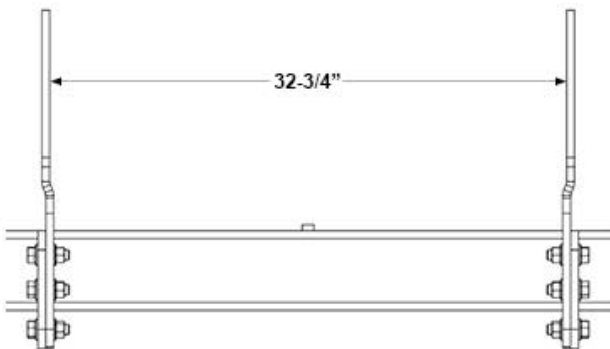
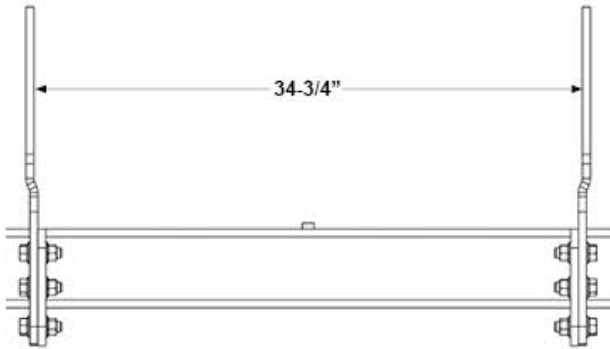
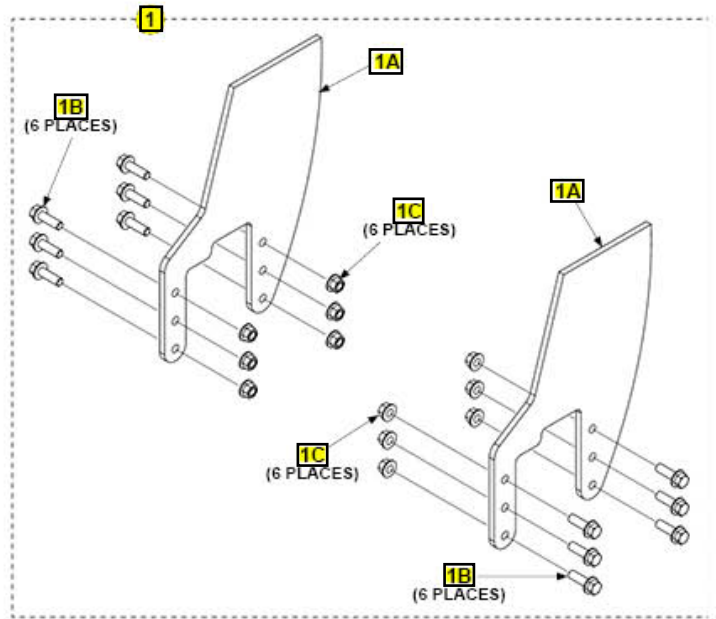
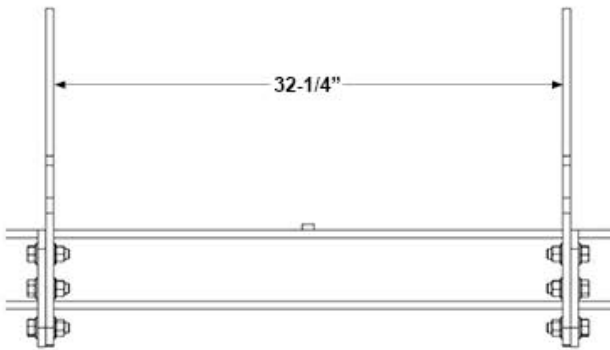
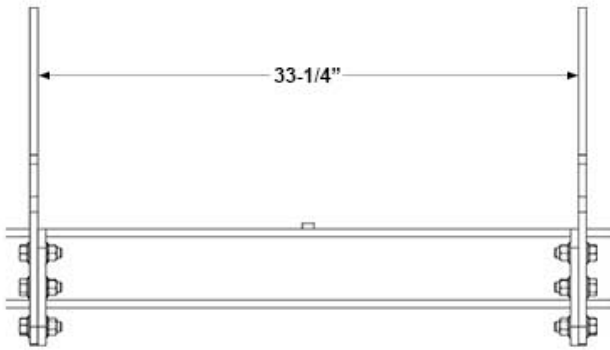
LAST UPDATED
NOV 2020 to SEPT 2023



Pos	SKU	Description	Qty	Remark
1	280968-04	PIN 1.38 X7.13 LG, ZC PL	4	
2	281005-02	PIN LIFT ARM,8.06 LG	2	
3	904717-08	PIN ROLL .38 X 2.5 ZINC	10	
4	905112-04	BEARING, SELF LUBE 1-3/8X1.5	8	
5	908059-01	BEARING,THRUST,38MM ID	8	
6	280976-02	PIN WLDMT,1.38X6.81 LG, ZC PL	2	
7	281119-01	PIN CYLINDER	2	
8	908047-02	S/LUBR BEARING,1.38X1.50X1.00	8	
9	287772-01	PIN, SPRING, ASSY	2	
10	285098-01	BUSHING ASSY, P/F SPRING	2	
11	282277-01	PIN OPENER	1	
12	905033-2	ROLL PIN 1/4X1-1/4 ZINC	1	
13	908008-02	BRG,FLANGED 1.375 SHFT X.63 LG	4	
14	908002-03	BEARING,SELF LUB.1ID X.5 LG	2	
15	092046-10	BUSHING	1	

MOUNTING PLATES: GPTLR-25 AND GPTLR-33

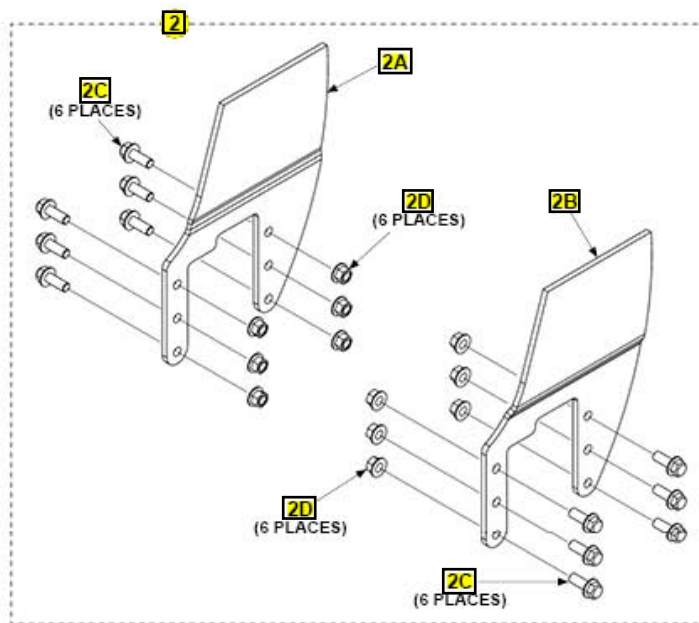
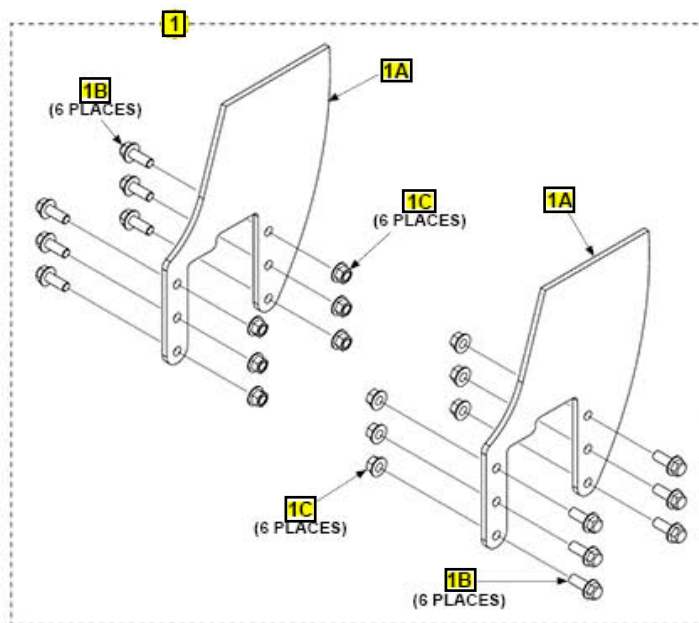
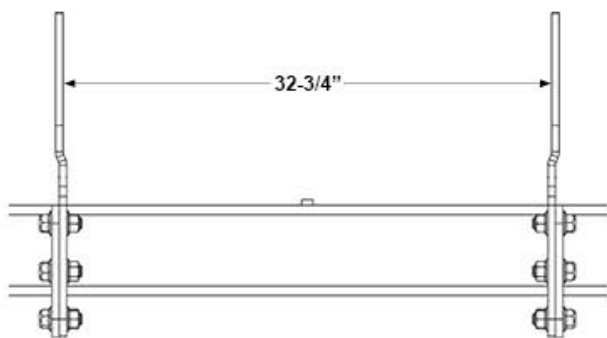
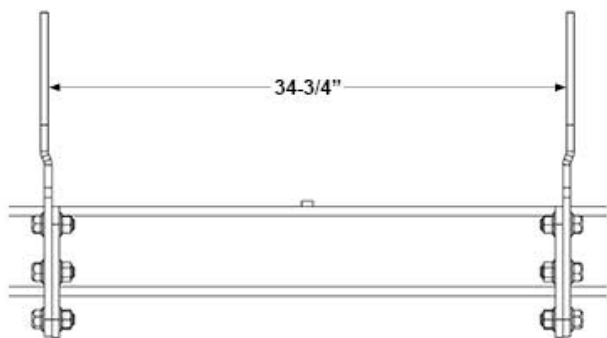
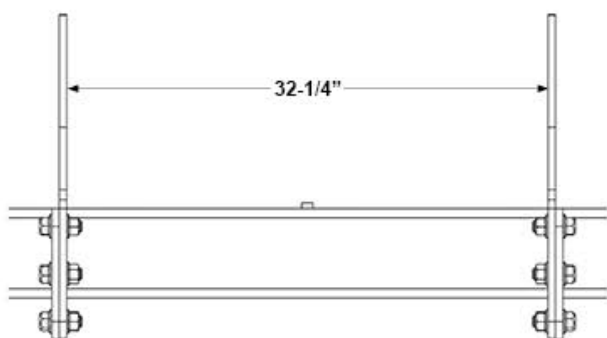
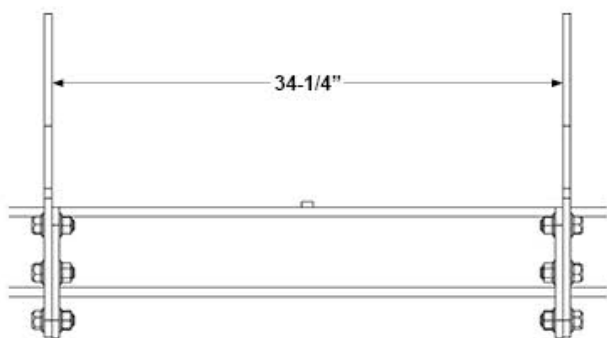
LAST UPDATED
NOV 2020 to present



Pos	SKU	Description	Qty	Remark
1	299147-01	KIT,MOUNTING PL,GPTLR25/33, 34.25 INSIDE	1	
1	299147-02	KIT,MOUNTING PL,GPTLR25/33, 33.25 OUTSIDE	1	
1A	299179-01	MNTNG PLATE,GPTLR- 25/33,STR	2	
1B	901615-04	BOLT HEX FLANGE .63-11X2"LG	12	
1C	901023-04	FLANGE LOCK NUT,63-11,ZC	12	
2	299147-03	KIT,MOUNTING PL,GPTLR25/33, 35.75 OUTSIDE, .25 JOG	1	
2	299147-04	KIT,MOUNTING PL,GPTLR25/33, 32.75 INSIDE, .25 JOG	1	
2A	299179-03	MNTNG PLATE,GPTLR- 25/33, .25 JOG	1	
2B	299179-02	MNTNG PLATE,GPTLR- 25/33, .25 JOG	1	
2C	901615-04	BOLT HEX FLANGE .63-11X2"LG	12	
2D	901023-04	FLANGE LOCK NUT,63-11,ZC	12	

MOUNTING PLATES: GPTLR-44 AND GPTLR-55

LAST UPDATED
NOV 2020 to present



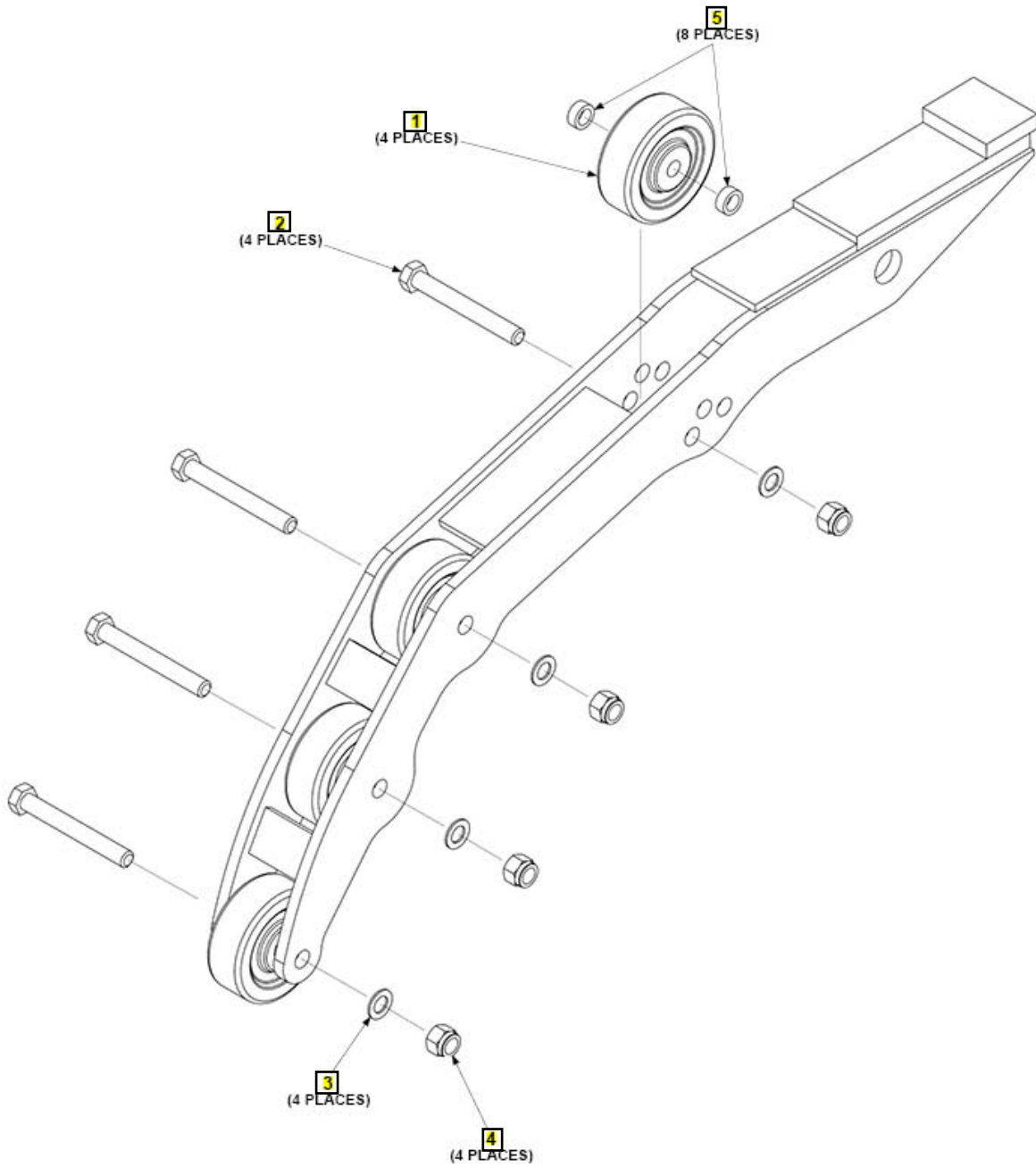
Pos	SKU	Description	Qty	Remark
1	299146-01	KIT,MOUNTING PL,GPTLR44/55,34.25IN INSIDE	1	
1	299146-02	KIT,MOUNTING PL,GPTLR44/55,33.25 OUTSIDE	1	
1A	299173-01	MNTNG PLATE,GPTLR- 44/55,STR	2	
1B	901625-02	BOLT, HEX FLANGE, .75-10X2 LG	12	
1C	901023-05	FLANGE LOCK NUT,75-10,ZC	12	
2	299146-03	KIT,MOUNTING PL,GPTLR44/55,35.75 OUTSIDE,.25 JOG	1	
2	299146-04	KIT,MOUNTING PL,GPTLR44/55,,32.75 INSIDE,.25 JOG	1	
2A	299173-02	MNTNG PLATE,GPTLR-44/55, .25 JOG	1	
2B	299173-03	MNTNG PLATE,GPTLR-44/55, .25 JOG	1	
2C	901625-02	BOLT, HEX FLANGE, .75-10X2 LG	12	
2D	901023-05	FLANGE LOCK NUT,75-10,ZC	12	

OPENER ASSEMBLY: GPTLR-25 AND GPTLR-33

COMPLETE ASSEMBLY:

OPENER ASSEMBLY

LAST UPDATED
SEPT 2017 to present



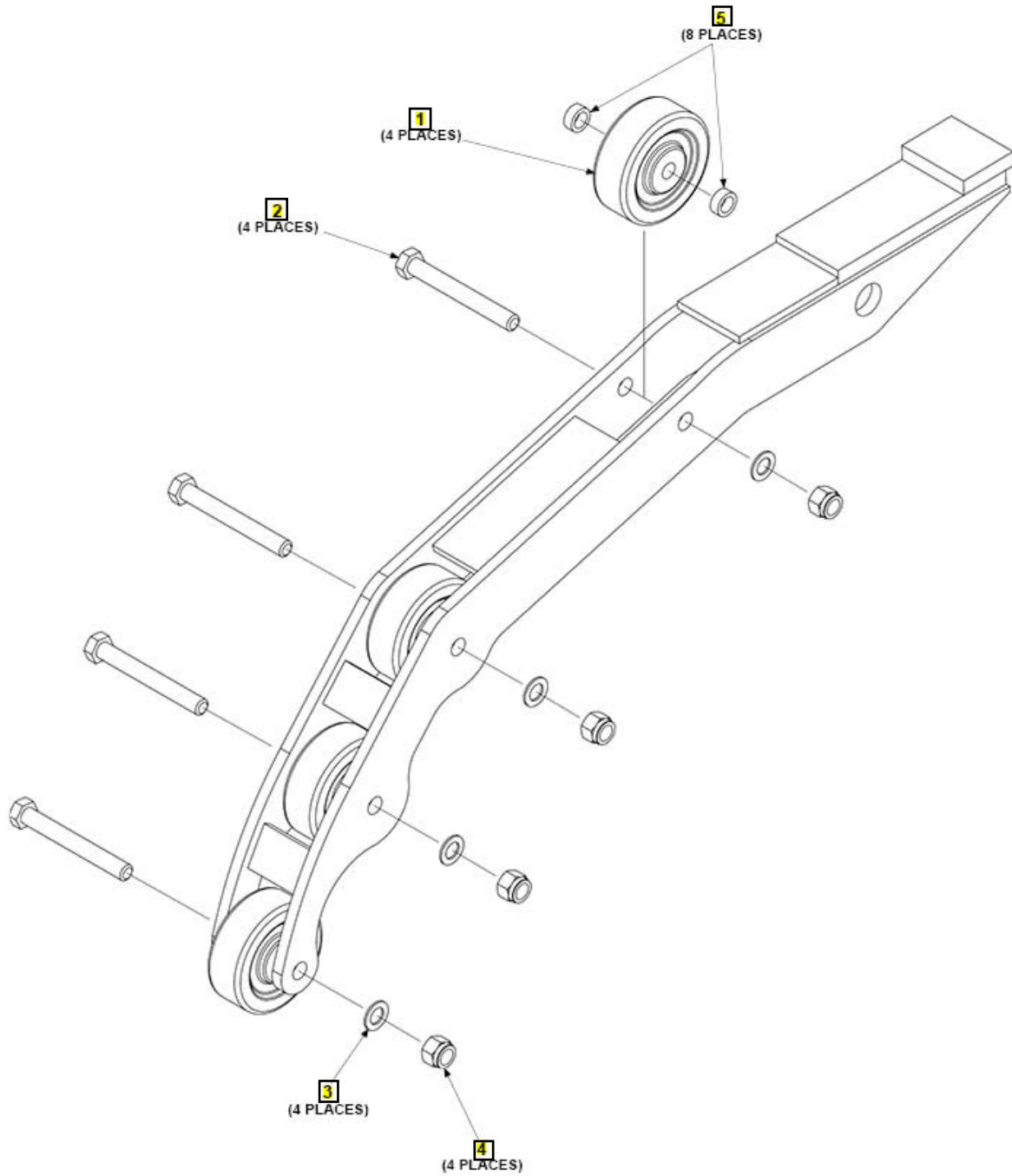
Pos	SKU	Description	Qty	Remark
REF	282275-01G	OPENER ASSY, GPTLR25/33 GALV	1	
1	280082-01	ROLLER, OPENER,3.5 X 1.25 X .5	4	
2	900035-11	SCREW,CAP HXHD.5-13UNC-2A 4.00	4	
3	902000-14	WASHER, FLAT .500X.063 THK	4	
4	901010	NUT, NYLON LOCK 1/2-13 ZC	4	
5	092028-10	SPACER	8	

OPENER ASSEMBLY: GPTLR-44 AND GPTLR-55

COMPLETE ASSEMBLY:

OPENER ASSEMBLY

LAST UPDATED
SEPT 2017 to present



Pos	SKU	Description	Qty	Remark
REF	282505-01G	OPENER,ASSY,GPTLR4/5,GAL	1	
1	280082-01	ROLLER, OPENER,3.5 X 1.25 X .5	4	
2	900035-11	SCREW,CAP HXHD.5-13UNC-2A 4.00	4	
3	902000-14	WASHER, FLAT .500X.063 THK	4	
4	901010	NUT, NYLON LOCK 1/2-13 ZC	4	
5	092028-10	SPACER	8	

GPTLR

ICC, UNDERRIDE & DOK-LOK

GPTLR-25 & GPTLR-33

ICC (Nov 2020 - present)

Underride (Mar 2025 - present)

Underride (Nov 2020 to Feb 2025)

Dok-Lok (Mar 2025 - present)

GPTLR-44 & GPTLR-55

ICC (Nov 2020 - present)

Underride (Mar 2025 - present)

Underride (Nov 2020 to Feb 2025)

Dok-Lok (Mar 2025 - present)

Dok-Lok (Nov 2020 to Feb 2025)


Pos	SKU	Description	Qty	Remark
-----	-----	-------------	-----	--------

ICC BUMPER: GPTLR-25 AND GPTLR-33

COMPLETE ASSEMBLY:

ICC BUMPER: GPTLR-25/33

LAST UPDATED
NOV 2020 to present



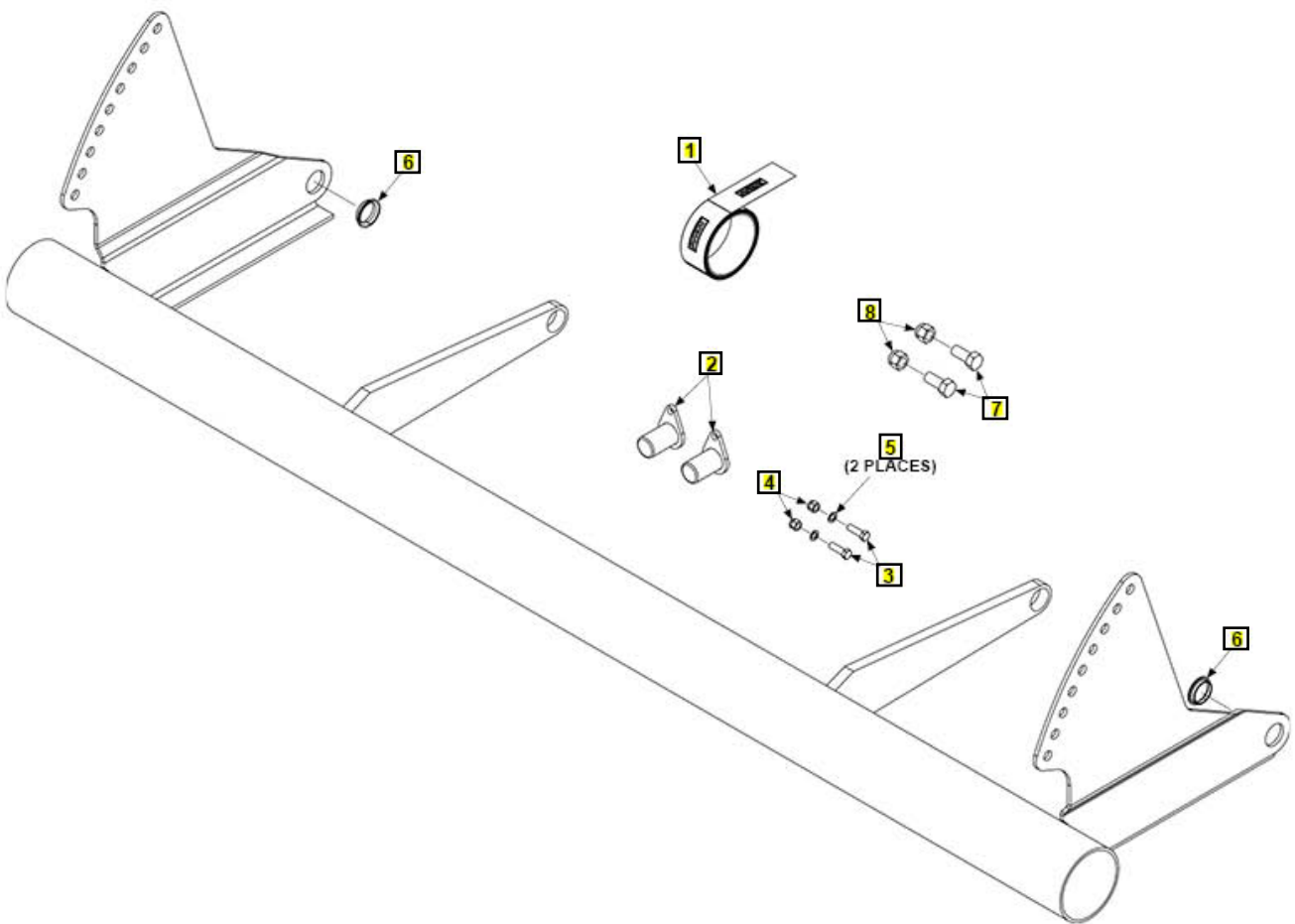
Pos	SKU	Description	Qty	Remark
REF	281580-01G	ICC BUMPER ASSY,96 LG,GALV	1	
REF	281580-02G	ICC BUMPER ASSY,102 LG,GALV	1	
1	908088-01	BRG FLG,1.38IDX.38L	2	

UNDERRIDE: GPTLR-25 AND GPTLR-33

COMPLETE ASSEMBLY:

UNDERRIDE: GPTLR-25/33

LAST UPDATED
MAR 2025 to present




Pos	SKU	Description	Qty	Remark
REF	209915-01G	KIT, UNDERRIDE GPTLR25/33,96", G	1	
REF	209915-02G	KIT, UNDERRIDE GPTLR25/33,102", G	1	
1	908150-01	TAPE, CONSPICUITY, MAXON (UOM ROLL, 150FT PER)	1	
2	209908-01	PIN WLDM'T, UNDERRIDE	2	
3	900014-5	SCREW,HEX CAP.38-16X1.25,G8,ZC	2	
4	901002	NUT, NYLON 3/8-16 ZINC	2	
5	902000-10	WASHER, FLAT .375X.063 THK	2	
6	908008-01	BRG,FLANGED 1.375 SHFT X.38 LG	2	
7	900055-02	SCREW,HEX HEAD.625-11UNC X1.5	2	
8	040156	NUT, LOCK 5/8-11 GR8	2	

UNDERRIDE: GPTLR-25 AND GPTLR-33

COMPLETE ASSEMBLY:

UNDERRIDE: GPTLR-25/33

LAST UPDATED
NOV 2020 to FEB 2025



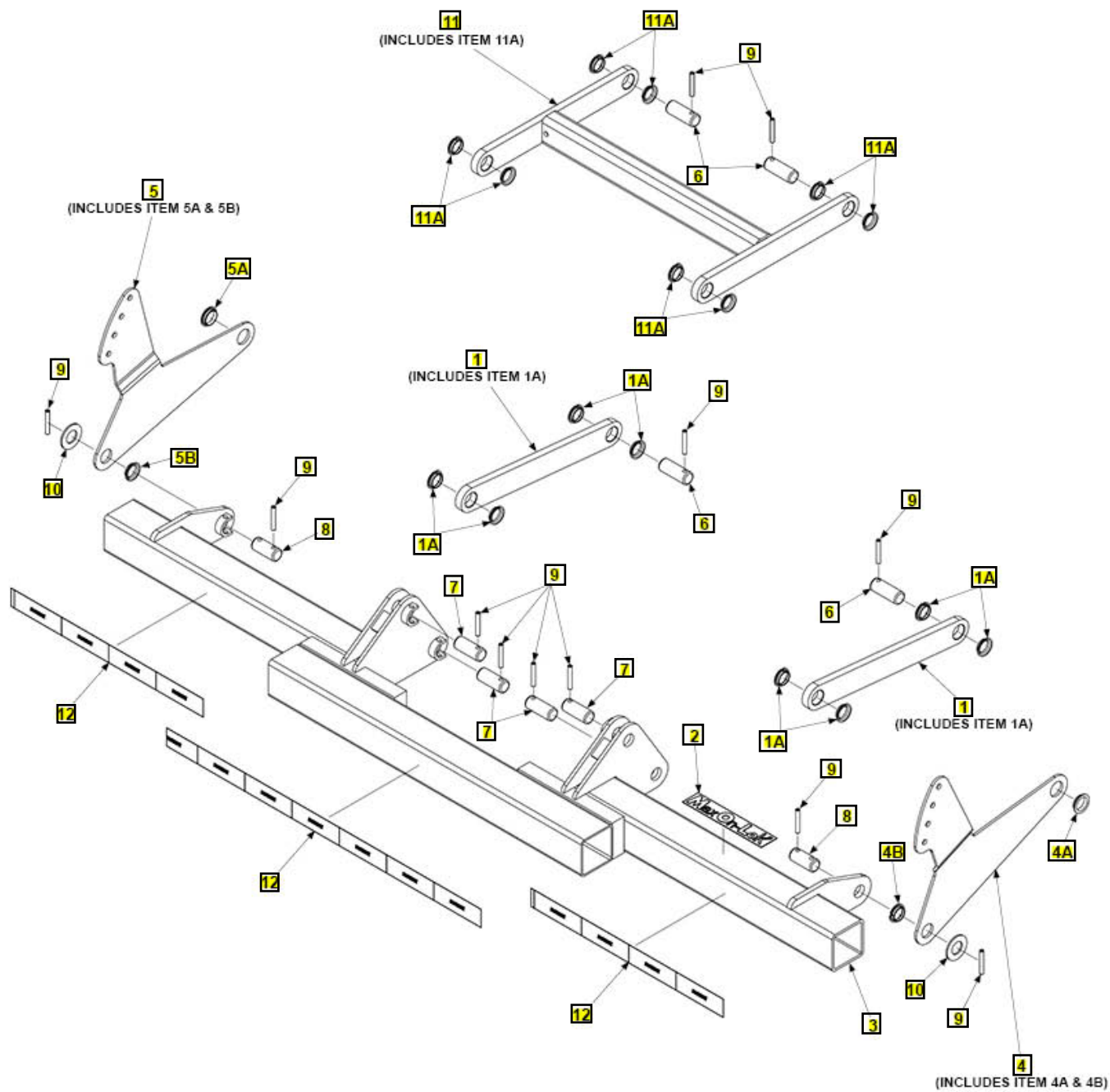
Pos	SKU	Description	Qty	Remark
REF	281429-01G	KIT,U/RIDE,GPTLR25 /33,96",GAL	1	
REF	281429-02G	KIT,U/RIDE,GPTLR25 /33,102",GAL	1	
1	908088-01	BRG FLG,1.38IDX.38L	2	

DOK-LOK: GPTLR-25 AND GPTLR-33

COMPLETE ASSEMBLY:

DOK-LOK: GPTLR-25/33

LAST UPDATED
MAR 2025 to present




Pos	SKU	Description	Qty	Remark
REF	209950-01G	DOK-LOK BMPR ASSY,96",GPTLR25/33,G	1	
REF	209950-02G	DOK-LOK BMPR ASSY,102",GPTLR25/33,G	1	
1	268319-01G	PARALLEL ARM ASSY.,G	2	
1A	908007-01	BEARING, FLANGED 1.25 SHFT	4	
2	297349-01	DECAL, MAX ON-LOK, REG TM	1	
3	295705-01G	DOK-LOK BUMPER WLDMT, 96W, G	1	
3	295705-02G	DOK-LOK BUMPER WLDMT, 102W, GALV	1	
4	209953-02G	BRACKET,UNDERRIDE,DK- LK,ASSY,RH	1	
4A	908088-01	BRG FLG,1.38IDX.38L	1	
4B	908007-01	BEARING, FLANGED 1.25 SHFT	1	
5	209953-01G	BRACKET,UNDERRIDE,DK- LK,ASSY,LH	1	
5A	908088-01	BRG FLG,1.38IDX.38L	1	
5B	908007-01	BEARING, FLANGED 1.25 SHFT	1	
6	281746-01	PIN 1.25 X3.3 LG	4	
7	281746-02	PIN 1.25 X3.0 LG	4	
8	281747-01	PIN UNDERRIDE BRKT	2	
9	904717-08	PIN ROLL .38 X 2.5 ZINC	12	
10	902013-20	WASHER, FLAT 1-1/4" ZC	2	
11	268371-01G	PARALLEL ARM ASSY, GALV	1	
11A	908007-01	BEARING, FLANGED 1.25 SHFT	8	
12	908150-01	TAPE, CONSPICUITY, MAXON (UOM ROLL, 150FT PER)	3	

ICC BUMPER: GPTLR-44 AND GPTLR-55

COMPLETE ASSEMBLY:

ICC BUMPER: GPTLR-44/55

LAST UPDATED
NOV 2020 to present



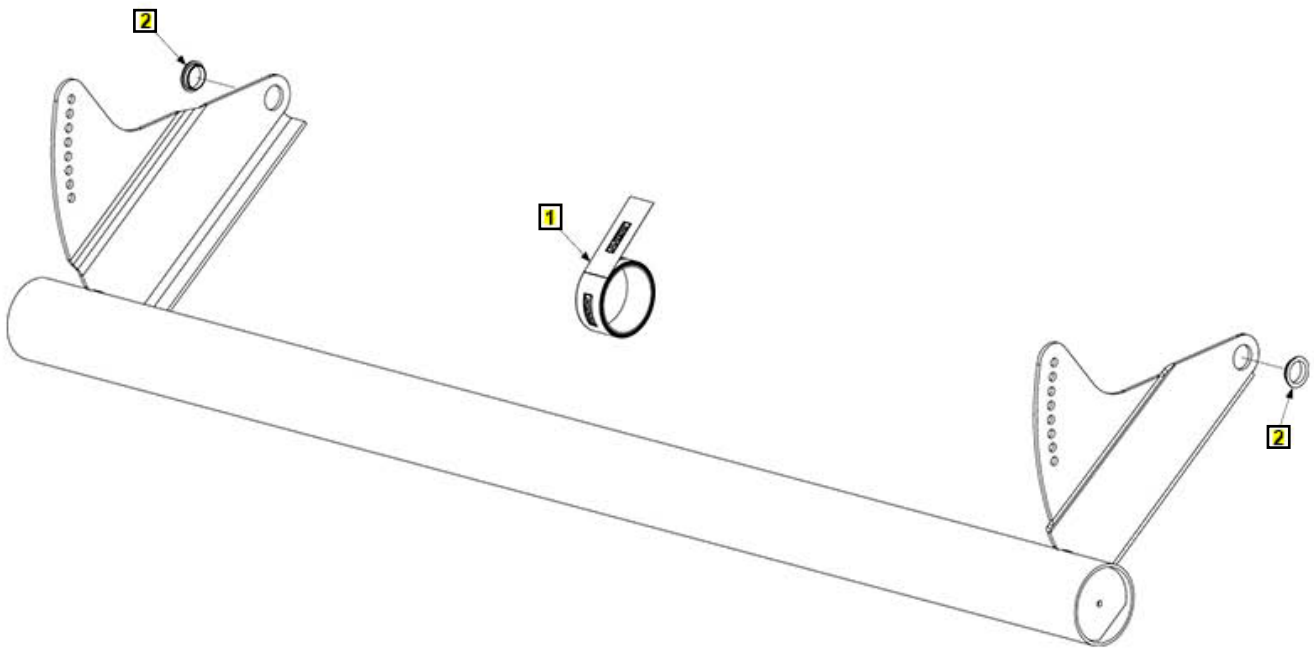
Pos	SKU	Description	Qty	Remark
REF	269673-01G	ICC BMPR ASSY, 96" GPTLR, GALV	1	
REF	269673-02G	ICC BMPR ASSY, 102" GPTLR,GALV	1	
1	908088-01	BRG FLG,1.38IDX.38L	2	

UNDERRIDE: GPTLR-44 AND GPTLR-55

COMPLETE ASSEMBLY:

UNDERRIDE: GPTLR-44/55

LAST UPDATED
MAR 2025 to present




Pos	SKU	Description	Qty	Remark
REF	282803-01G	KIT,U/RIDE,US & CANADA,96",GAL	1	
REF	282803-02G	KIT,U/RIDE,US&CANADA,102",GAL		
1	908150-01	TAPE, CONSPICUITY, MAXON (UOM ROLL, 150FT PER)	1	
2	908088-01	BRG FLG,1.38IDX.38L	2	

UNDERRIDE: GPTLR-44 AND GPTLR-55

COMPLETE ASSEMBLY:

UNDERRIDE: GPTLR-44/55

LAST UPDATED
NOV 2020 to FEB 2025



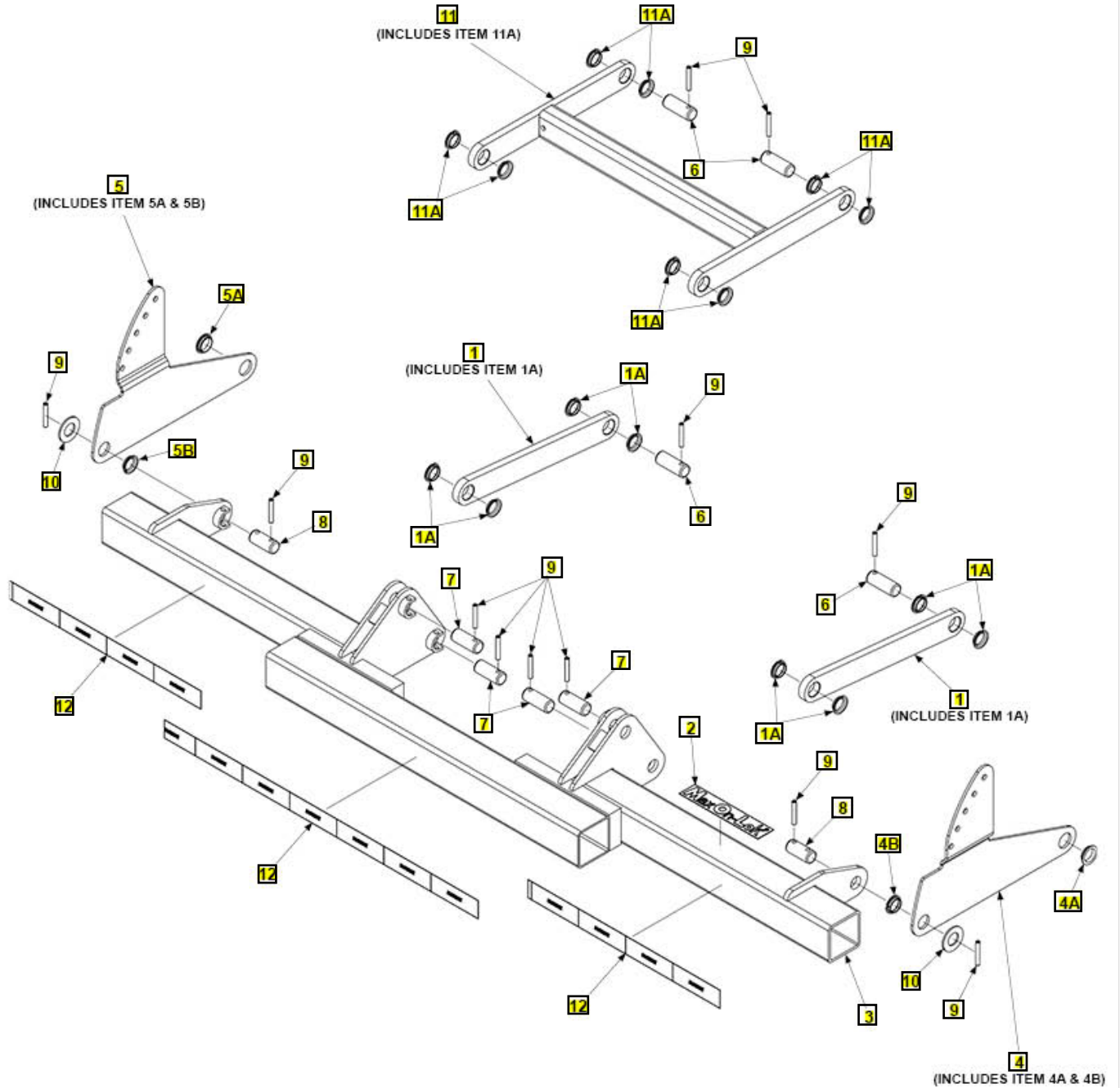
Pos	SKU	Description	Qty	Remark
REF	281399-01G	U/RIDE ASSY,ADJ 96"EXT PL,GAL	1	
REF	281399-02G	U/RIDE ASSY,ADJ 102"EXT PL,GAL	1	
1	908088-01	BRG FLG,1.38IDX.38L	2	

DOK-LOK: GPTLR-44 AND GPTLR-55

COMPLETE ASSEMBLY:

DOK-LOK: GPTLR-44/55

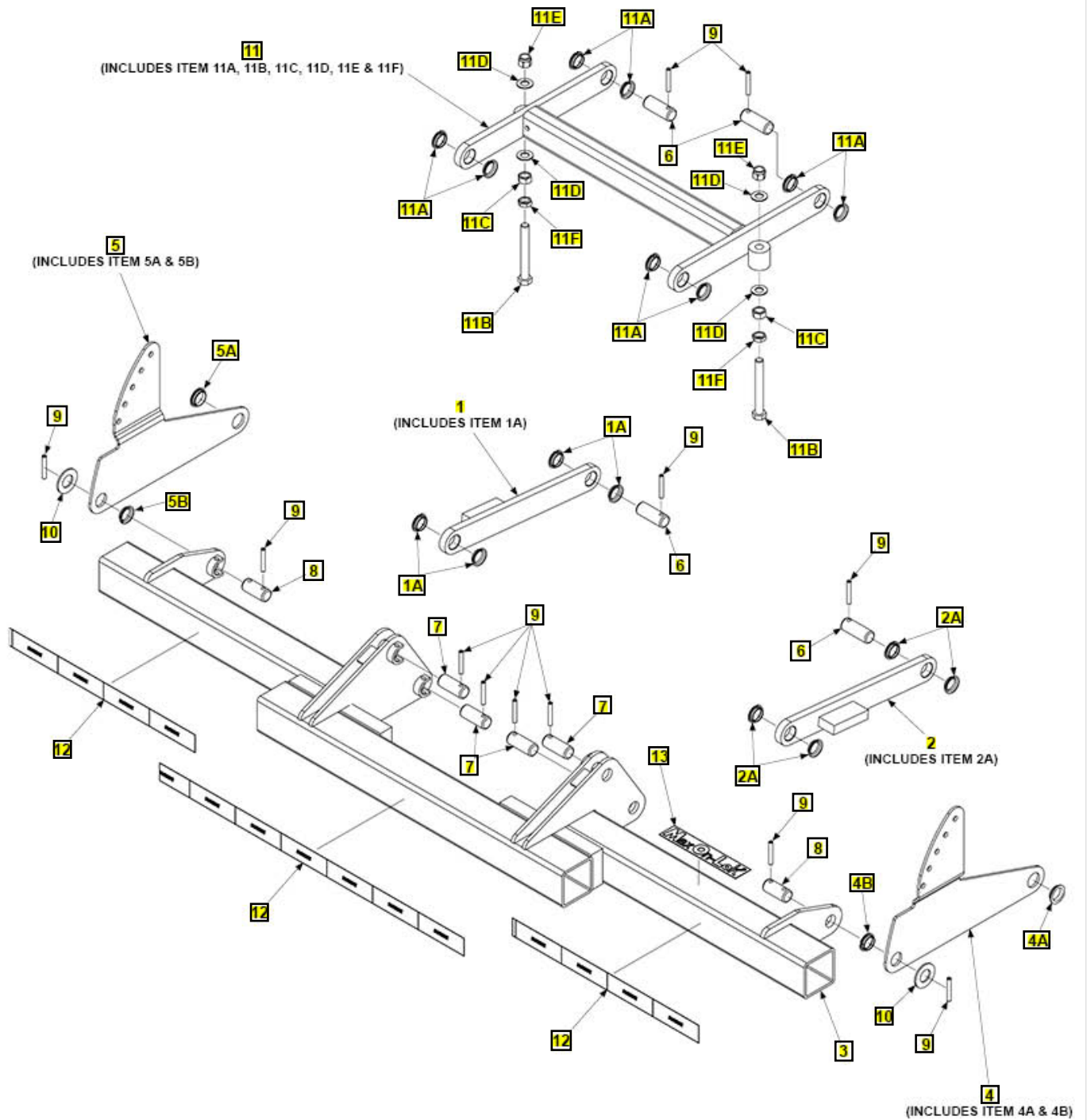
LAST UPDATED
MAR 2025 to present



Pos	SKU	Description	Qty	Remark
REF	295960-01G	DOK-LOK BMPR ASSY, 96 W, GPTLR4/5, G	1	
REF	295960-02G	DOK-LOK BMPR ASSY, 102W, GPTLR4/5,G	1	
1	268319-01G	PARALLEL ARM ASSY.,G	2	
1A	908007-01	BEARING, FLANGED 1.25 SHFT	4	
2	297349-01	DECAL, MAX ON-LOK, REG TM	1	
3	295705-01G	DOK-LOK BUMPER WLDMT, 96W, G	1	
3	295705-02G	DOK-LOK BUMPER WLDMT, 102W, GALV	1	
4	281934-01G	UNDER RIDE,DOK- LOK,ASSY,RH,G	1	
4A	908088-01	BRG FLG,1.38IDX.38L	1	
4B	908007-01	BEARING, FLANGED 1.25 SHFT	1	
5	281934-02G	UNDER RIDE,DOK- LOK,ASSY,LH,G	1	
5A	908088-01	BRG FLG,1.38IDX.38L	1	
5B	908007-01	BEARING, FLANGED 1.25 SHFT	1	
6	281746-01	PIN 1.25 X3.3 LG	4	
7	281746-02	PIN 1.25 X3.0 LG	4	
8	281747-01	PIN UNDERRIDE BRKT	2	
9	904717-08	PIN ROLL .38 X 2.5 ZINC	12	
10	902013-20	WASHER, FLAT 1-1/4" ZC	2	
11	268371-01G	PARALLEL ARM ASSY, GALV	1	
11A	908007-01	BEARING, FLANGED 1.25 SHFT	8	
12	908150-01	TAPE, CONSPICUITY, MAXON (UOM ROLL, 150FT PER)	3	

DOK-LOK: GPTLR-44 AND GPTLR-55

LAST UPDATED
NOV 2020 to FEB 2025



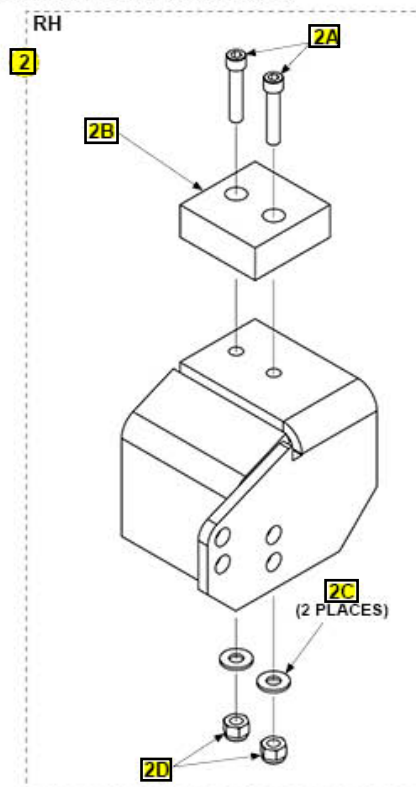
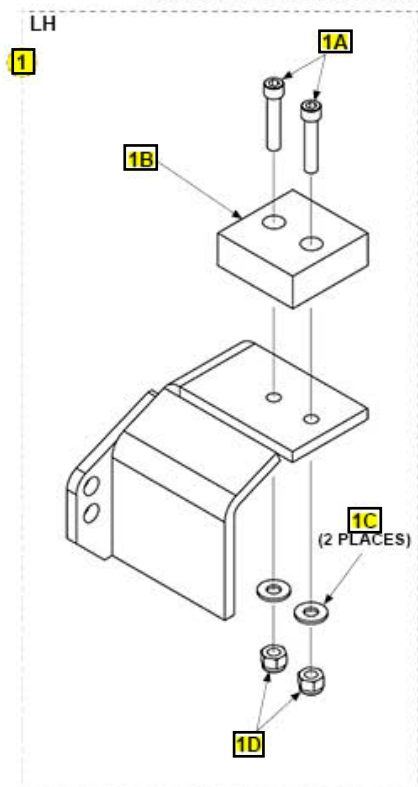
Pos	SKU	Description	Qty	Remark
1A	908007-01	BEARING, FLANGED 1.25 SHFT	4	
2	268319-02G	PARALLEL ARM ASSY, RH, G	1	
2A	908007-01	BEARING, FLANGED 1.25 SHFT	4	
3	295705-01G	DOK-LOK BUMPER WLDMT, 96W, G	1	
3	295705-02G	DOK-LOK BUMPER WLDMT, 102W, GALV	1	
4	281934-01G	UNDER RIDE,DOK-LOK,ASSY,RH,G	1	
4A	908088-01	BRG FLG,1.38IDX.38L	1	
4B	908007-01	BEARING, FLANGED 1.25 SHFT	1	
5	281934-02G	UNDER RIDE,DOK-LOK,ASSY,LH,G	1	
5A	908088-01	BRG FLG,1.38IDX.38L	1	
5B	908007-01	BEARING, FLANGED 1.25 SHFT	1	
6	281746-01	PIN 1.25 X3.3 LG	4	
7	281746-02	PIN 1.25 X3.0 LG	4	
8	281747-01	PIN UNDERRIDE BRKT	2	
9	904717-08	PIN ROLL .38 X 2.5 ZINC	12	
10	902013-20	WASHER, FLAT 1-1/4" ZC	2	
11	268371-01G	PARALLEL ARM ASSY, GALV	1	
11A	908007-01	BEARING, FLANGED 1.25 SHFT	8	
11B	901622-15	SCREW HEX CAP, FULL THD, .75-10X6 ZC	2	
11C	030336	NUT 3/4-10NC	2	
11D	902000-20	WASHER, FLAT .750 .090 THK	4	
11E	903127-01	NUT,NYL INSRT,.75-10UNC GR8,ZC	2	
11F	030335	NUT, JAM 3/4-10 ZINC	2	
12	908150-01	TAPE, CONSPICUITY, MAXON (UOM ROLL, 150FT PER)	3	

Pos	SKU	Description	Qty	Remark
13	297349-01	DECAL, MAX ON-LOK, REG TM	1	

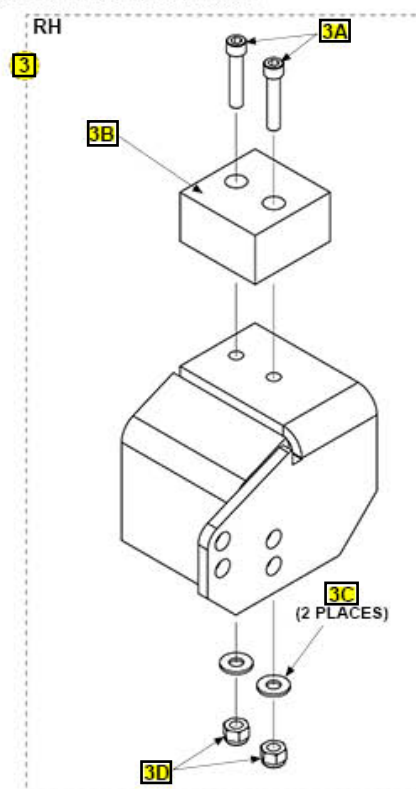
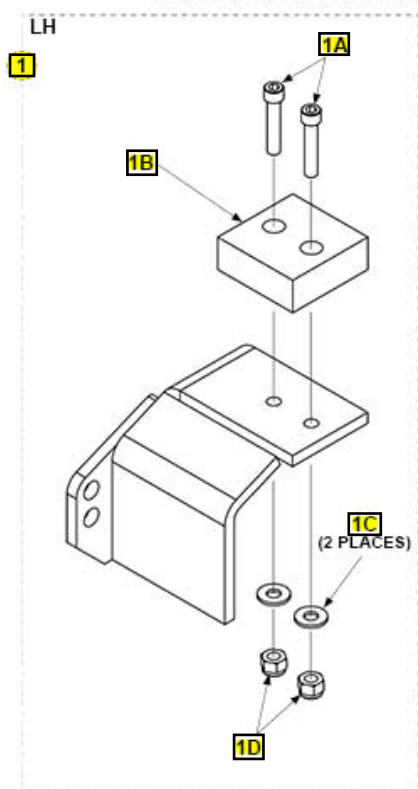
LH AND RH PLATFORM SEATS: GPTLR-25 AND GPTLR-33

LAST UPDATED
SEPT 2017 to present

FOR STEEL PLATFORM AND FLIPOVER ASSEMBLY OR
ALUMINUM PLATFORM AND FLIPOVER ASSEMBLY WITH RETENTION RAMP



FOR ALUMINUM PLATFORM AND FLIPOVER ASSEMBLY WITH FIX RAMP

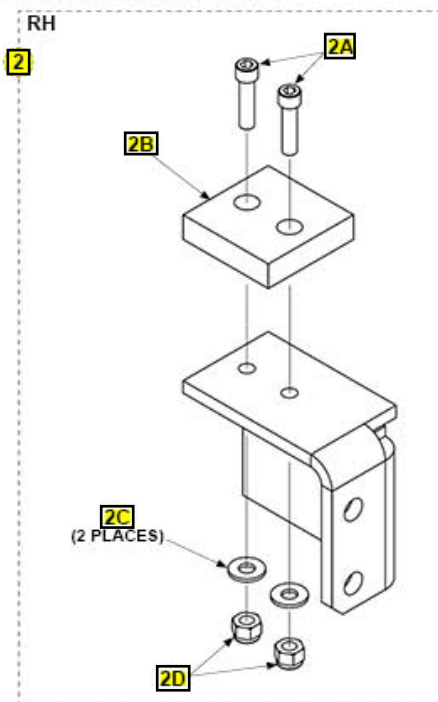
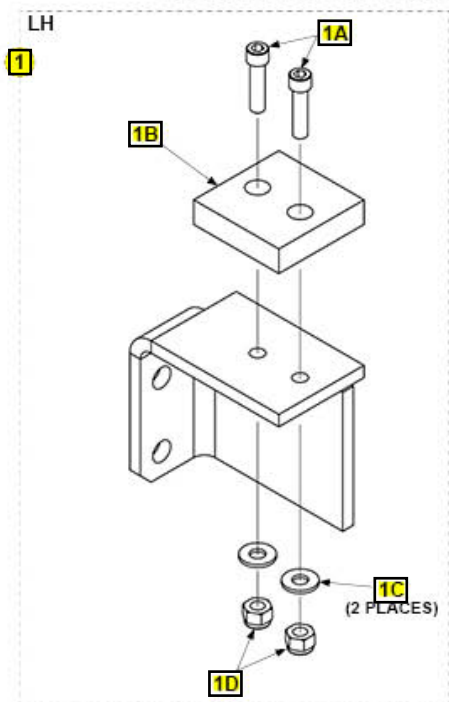


Pos	SKU	Description	Qty	Remark
1	281650-02G	BRKT P/F HOLDER ASSY,LH,GALV	1	
1A	900025-1	SCREW, SOC 1/4-20X1 ALLOY	2	
1B	281649-01	PAD, PLASTIC, .5W	1	
1C	902013-09	WASHER1/4"ZINC- SAME030564	2	
1D	901000	NUT, NYLON 1/4-20 ZINC	2	
2	281650-01G	BRKT P/F HOLDER ASSY,RH,GALV	1	
2A	900025-1	SCREW, SOC 1/4-20X1 ALLOY	2	
2B	281649-01	PAD, PLASTIC, .5W	1	
2C	902013-09	WASHER1/4"ZINC- SAME030564	2	
2D	901000	NUT, NYLON 1/4-20 ZINC	2	
3	281653-01G	BRKT P/F HOLDER ASSY,RH GALV	1	
3A	900025-5	SCREW, SOC 1/4-20X1-1/4 ALLOY	2	
3B	281652-01	PAD, PLASTIC, .75W	1	
3C	902013-09	WASHER1/4"ZINC- SAME030564	2	
3D	901000	NUT, NYLON 1/4-20 ZINC	2	

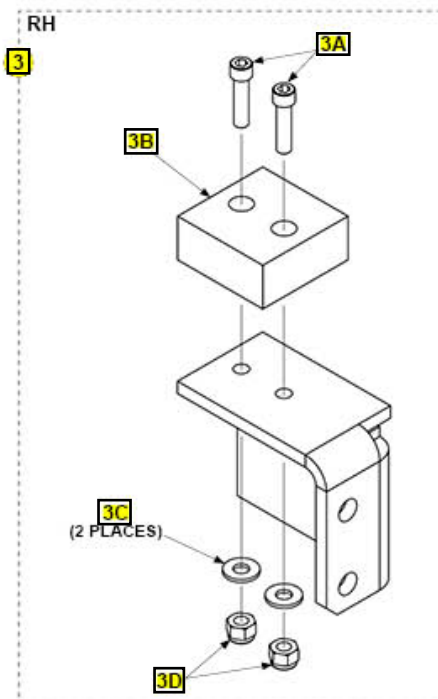
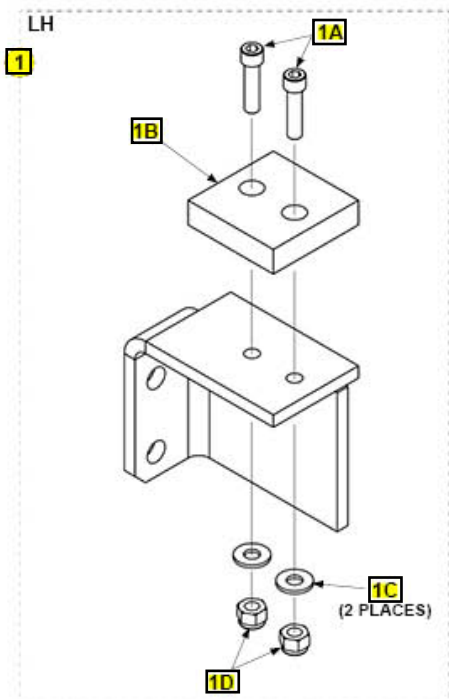
LH AND RH PLATFORM SEATS: GPTLR-44 AND GPTLR-55

LAST UPDATED
SEPT 2017 to present

FOR STEEL PLATFORM AND FLIPOVER ASSEMBLY OR
ALUMINUM PLATFORM AND FLIPOVER ASSEMBLY WITH RETENTION RAMP



FOR ALUMINUM PLATFORM AND FLIPOVER ASSEMBLY WITH FIX RAMP



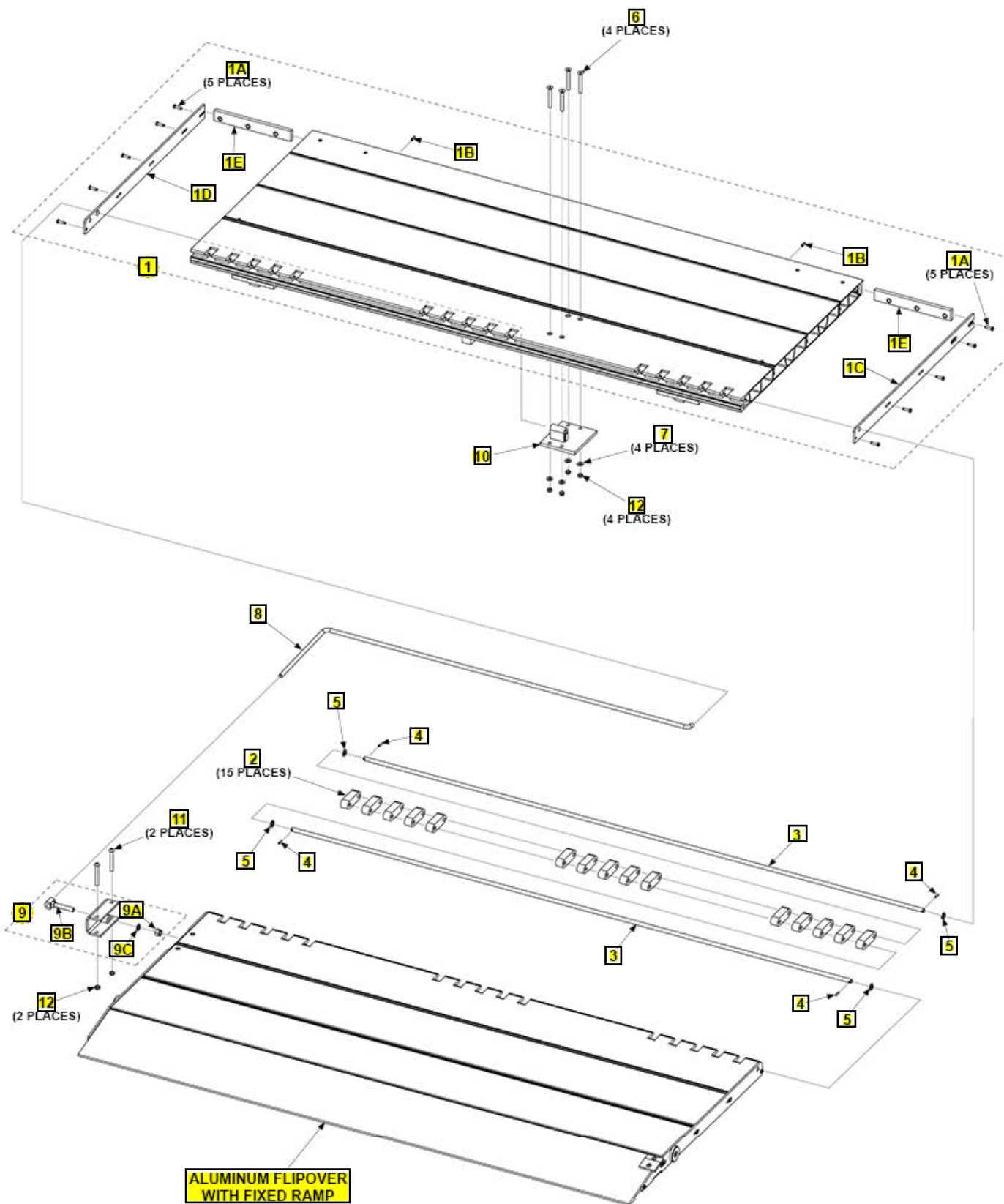
Pos	SKU	Description	Qty	Remark
1	281698-02G	BRACKET P/F HOLDER ASSY,LH,GAL	1	
1A	900025-1	SCREW, SOC 1/4-20X1 ALLOY	2	
1B	281649-01	PAD, PLASTIC, .5W	1	
1C	902013-09	WASHER1/4"ZINC- SAME030564	2	
1D	901000	NUT, NYLON 1/4-20 ZINC	2	
2	281698-01G	BRACKET P/F HOLDER ASSY,RH,GAL	1	
2A	900025-1	SCREW, SOC 1/4-20X1 ALLOY	2	
2B	281649-01	PAD, PLASTIC, .5W	1	
2C	902013-09	WASHER1/4"ZINC- SAME030564	2	
2D	901000	NUT, NYLON 1/4-20 ZINC	2	
3	281716-01G	BRACKET P/F HOLDER ASSY,RH,GAL	1	
3A	900025-5	SCREW, SOC 1/4-20X1-1/4 ALLOY	2	
3B	281652-01	PAD, PLASTIC, .75W	1	
3C	902013-09	WASHER1/4"ZINC- SAME030564	2	
3D	901000	NUT, NYLON 1/4-20 ZINC	2	

ALUMINUM PLATFORM AND FLIPOVER ASSEMBLY WITH FIXED RAMP

COMPLETE ASSEMBLY:

LAST UPDATED
NOV 2020 to present

ALUMINUM PLATFORM AND FLIPOVER ASSEMBLY WITH FIXED RAMP



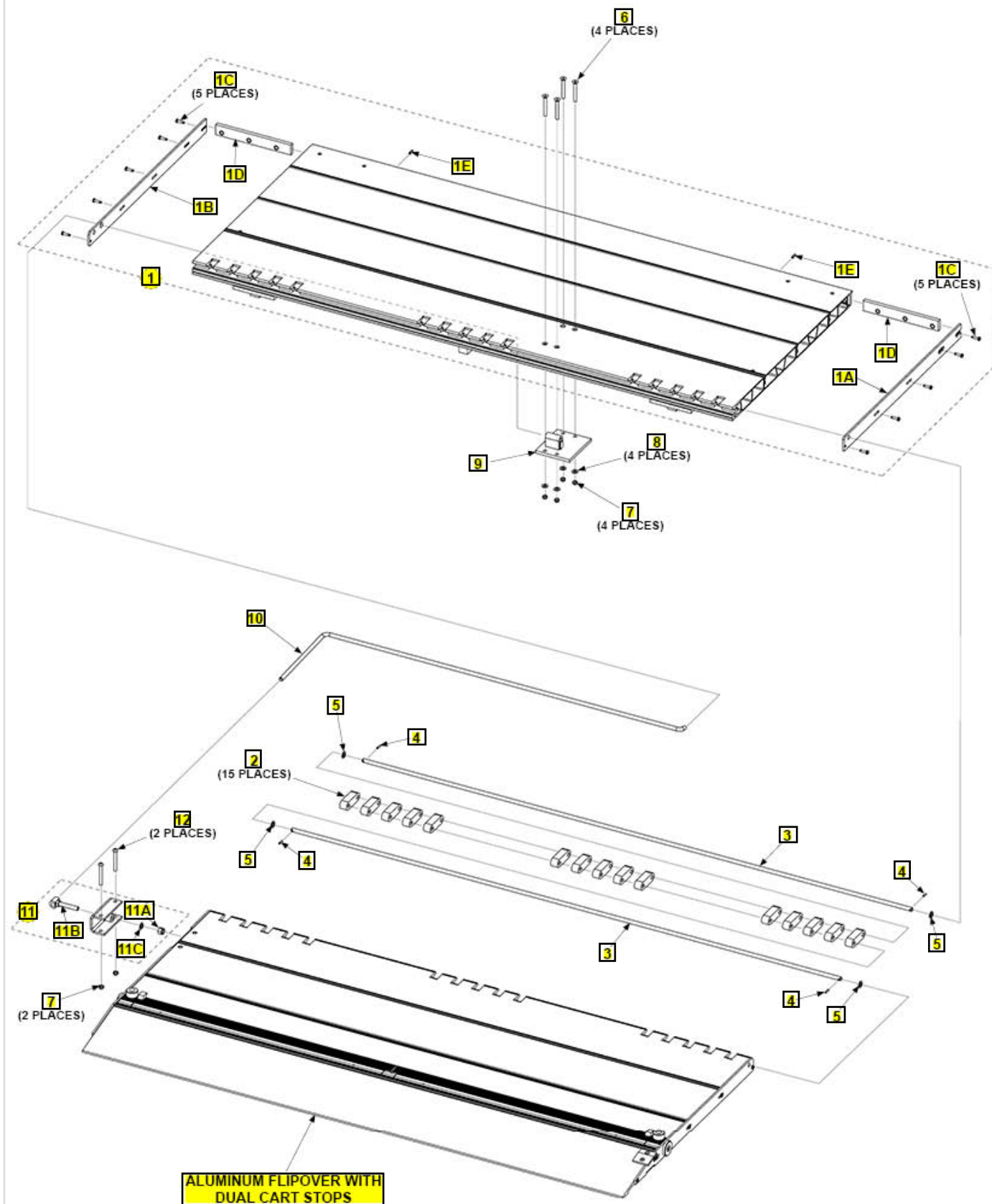
Pos	SKU	Description	Qty	Remark
REF	299260-101	P/F & F/O ASSY,W/TB,79.5IN LG, MAXGRIP	1	
REF	299260-102	P/F & F/O ASSY,W/TB,85.5IN LG, MAXGRIP	1	
1	299255-101	P/F ASSY,79.5IN LG, MAXGRIP	1	
1	299255-102	P/F ASSY,85.5IN LG, MAXGRIP	1	
1A	900705-01	SCR,SELF TAP,.25-20X1.00 PH,ZC	10	
1B	905033-3	ROLL PIN .250 O.D.X0.75"LG	2	
1C	280987-01	SIDE PLATE,RH,P/F	1	
1D	281143-01	SIDE PLATE,P/F,LH	1	
1E	299094-01	BLOCK, BACK EXTRUSION	2	
2	283354-10	HINGE, SPACER	15	
3	263456-12	ROD,HINGE .50"DIA X 80.38"LG	2	
3	263456-13	ROD,HINGE .50"DIA X 86.38"LG	2	
4	905015-1	PIN ROLL .188 X.75 ZINC	4	
5	902000-14	WASHER, FLAT .500X.063 THK	4	
6	900040-11	SCREW, FL HD SOC 3/8-16X3	4	
7	902013-11	WASHER, FLAT 3/8" ZC	4	
8	281141-01	TORSION BAR,GPT	1	
9	281135-01	BRACKET ASSY,TORSION BAR	1	
9A	901010	NUT, NYLON LOCK 1/2-13 ZC	1	
9B	267206-01	ANCHOR BOLT WLDMT	1	
9C	902000-14	WASHER, FLAT .500X.063 THK	1	
10	281410-01	HOLDER,WLDMT LH	1	
11	900064-07	SCREW,BTN SCT CAP.375-16 X3.00	2	
12	901016-4	NUT HEX THN HD LKG.375-16UNC	6	

ALUMINUM PLATFORM AND FLIPOVER ASSEMBLY WITH DUAL CART STOPS

COMPLETE ASSEMBLY:

LAST UPDATED
NOV 2020 to present

ALUMINUM PLATFORM AND FLIPOVER ASSEMBLY WITH DUAL CART STOPS



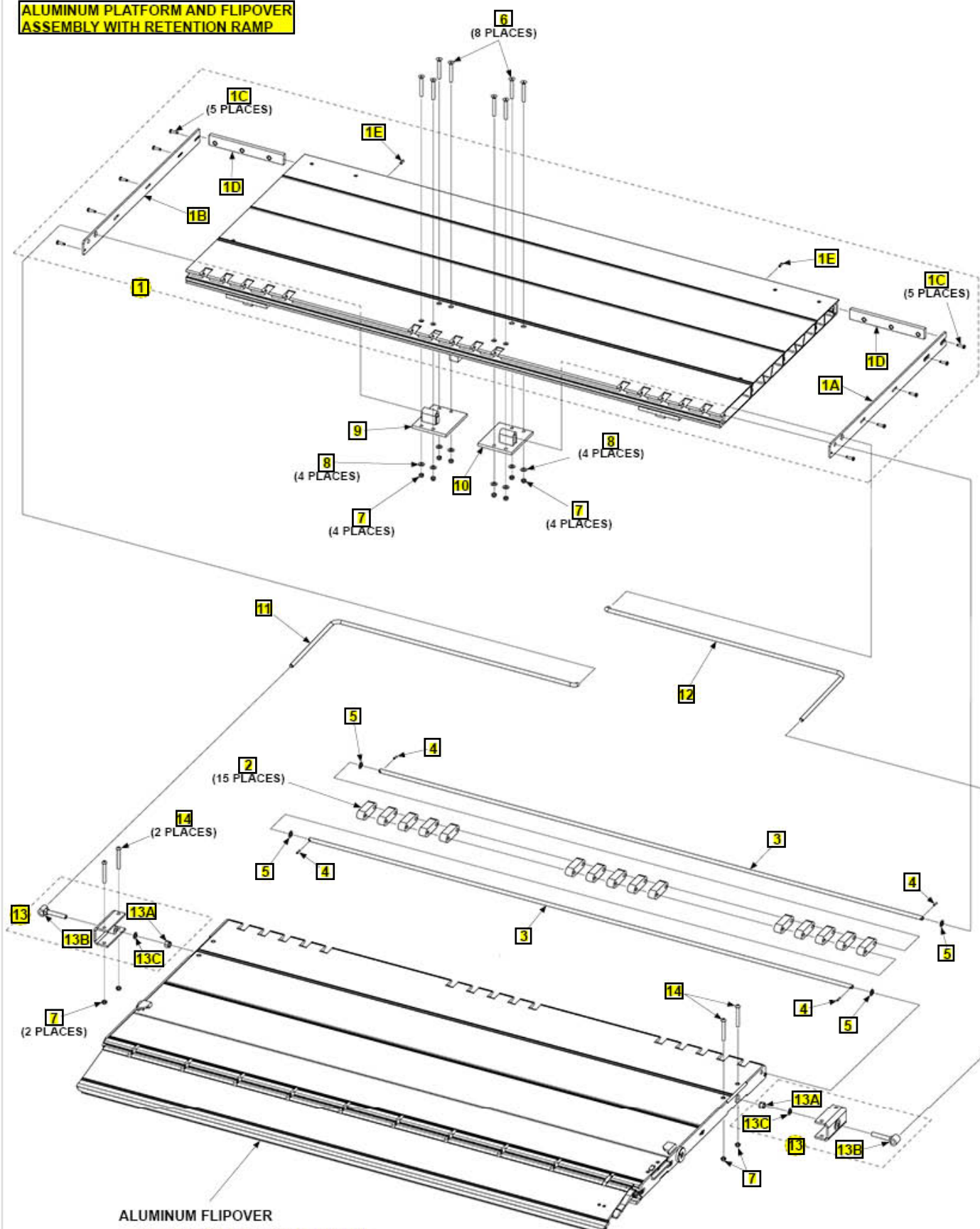
Pos	SKU	Description	Qty	Remark
REF	299260-131	P/F & F/O ASSY,W/DCST,79.5IN LG, MAXGRIP	1	
REF	299260-132	P/F & F/O ASSY,W/DCST,85.5IN LG, MAXGRIP	1	
1	299255-101	P/F ASSY,79.5IN LG, MAXGRIP	1	
1	299255-102	P/F ASSY,85.5IN LG, MAXGRIP	1	
1A	280987-01	SIDE PLATE,RH,P/F	1	
1B	281143-01	SIDE PLATE,P/F,LH	1	
1C	900705-01	SCR,SELF TAP,.25-20X1.00 PH,ZC	10	
1D	299094-01	BLOCK, BACK EXTRUSION	2	
1E	905033-3	ROLL PIN .250 O.D.X0.75"LG	2	
2	283354-10	HINGE, SPACER	15	
3	263456-12	ROD,HINGE .50"DIA X 80.38"LG	2	
3	263456-13	ROD,HINGE .50"DIA X 86.38"LG	2	
4	905015-1	PIN ROLL .188 X.75 ZINC	4	
5	902000-14	WASHER, FLAT .500X.063 THK	4	
6	900040-11	SCREW, FL HD SOC 3/8-16X3	4	
7	901016-4	NUT HEX THN HD LKG.375-16UNC	6	
8	902013-11	WASHER, FLAT 3/8" ZC	4	
9	281410-01	HOLDER,WLDMT LH	1	
10	281141-01	TORSION BAR,GPT	1	
11	281135-01	BRACKET ASSY,TORSION BAR	1	
11A	901010	NUT, NYLON LOCK 1/2-13 ZC	1	
11B	267206-01	ANCHOR BOLT WLDMT	1	
11C	902000-14	WASHER, FLAT .500X.063 THK	1	
12	900064-07	SCREW,BTN SCT CAP.375-16 X3.00	2	

ALUMINUM PLATFORM AND FLIPOVER ASSEMBLY WITH RETENTION RAMP

COMPLETE ASSEMBLY:

ALUMINUM PLATFORM AND FLIPOVER ASSEMBLY WITH RETENTION RAMP

LAST UPDATED
NOV 2020 to present



ALUMINUM FLIPOVER

- WITH SINGLE RETENTION RAMP
- WITH DUAL RETENTION RAMPS
- WITH DUAL RETENTION RAMPS AND CART STOPS

Pos	SKU	Description	Qty	Remark
REF	299260-141	P/F & F/O ASSY,W/SRR,79.5IN LG, MAXGRIP	1	
REF	299260-142	P/F & F/O ASSY,W/SRR,85.5IN LG, MAXGRIP	1	
REF	299260-151	P/F & F/O ASSY,W/DRR,79.5IN LG, MAXGRIP	1	
REF	299260-152	P/F & F/O ASSY,W/DRR,85.5IN LG, MAXGRIP	1	
REF	299260-171	P/F & F/O ASSY,W/DRR /CST,79.5IN LG, MAXGRIP	1	
REF	299260-172	P/F & F/O ASSY,W/DRR /CST,85.5IN LG, MAXGRIP	1	
1	299255-103	P/F ASSY,RR,79.5IN LG, MAXGRIP	1	
1	299255-104	P/F ASSY,RR,85.5IN LG, MAXGRIP	1	
1A	281143-02	SIDE PLATE,P/F,RH	1	
1B	281143-01	SIDE PLATE,P/F,LH	1	
1C	900705-01	SCR,SELF TAP,.25-20X1.00 PH,ZC	10	
1D	299094-01	BLOCK, BACK EXTRUSION	2	
1E	905033-3	ROLL PIN .250 O.D.X0.75"LG	2	
2	283354-10	HINGE, SPACER	15	
3	263456-12	ROD,HINGE .50"DIA X 80.38"LG	2	
3	263456-13	ROD,HINGE .50"DIA X 86.38"LG	2	
4	905015-1	PIN ROLL .188 X.75 ZINC	4	
5	902000-14	WASHER, FLAT .500X.063 THK	4	
6	900040-11	SCREW, FL HD SOC 3/8-16X3	8	
7	901016-4	NUT HEX THN HD LKG.375-16UNC	12	
8	902013-11	WASHER, FLAT 3/8" ZC	8	
9	281410-01	HOLDER,WLDMT LH	1	
10	281410-02	HOLDER,WLDMT RH	1	
11	281414-01	TORSION BAR,LH	1	

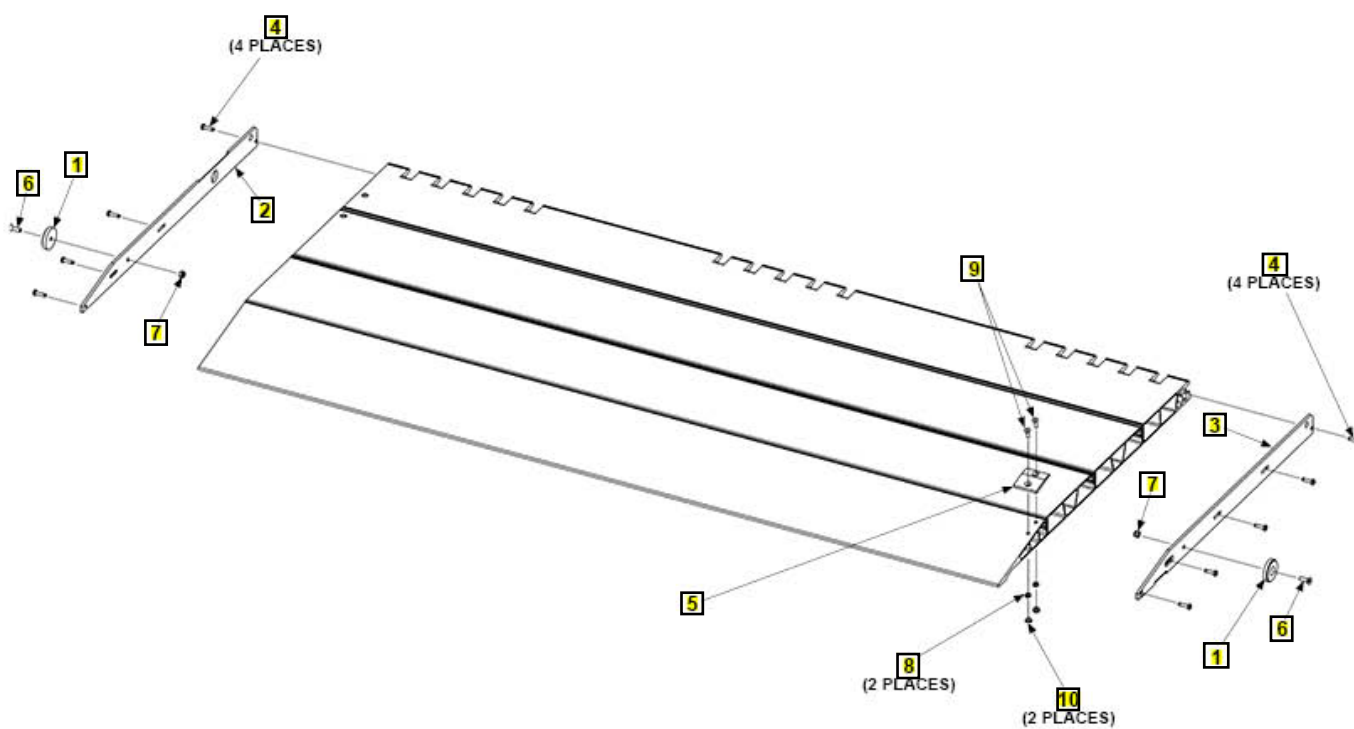
Pos	SKU	Description	Qty	Remark
12	281414-02	TORSION BAR,RH	1	
13	281135-01	BRACKET ASSY,TORSION BAR	2	
13A	901010	NUT, NYLON LOCK 1/2-13 ZC	2	
13B	267206-01	ANCHOR BOLT WLDMT	2	
13C	902000-14	WASHER, FLAT .500X.063 THK	2	
14	900064-07	SCREW,BTN SCT CAP.375-16 X3.00	4	

ALUMINUM FLIPOVER WITH FIXED RAMP

COMPLETE ASSEMBLY:

ALUMINUM FLIPOVER WITH FIXED RAMP

LAST UPDATED
NOV 2020 to present



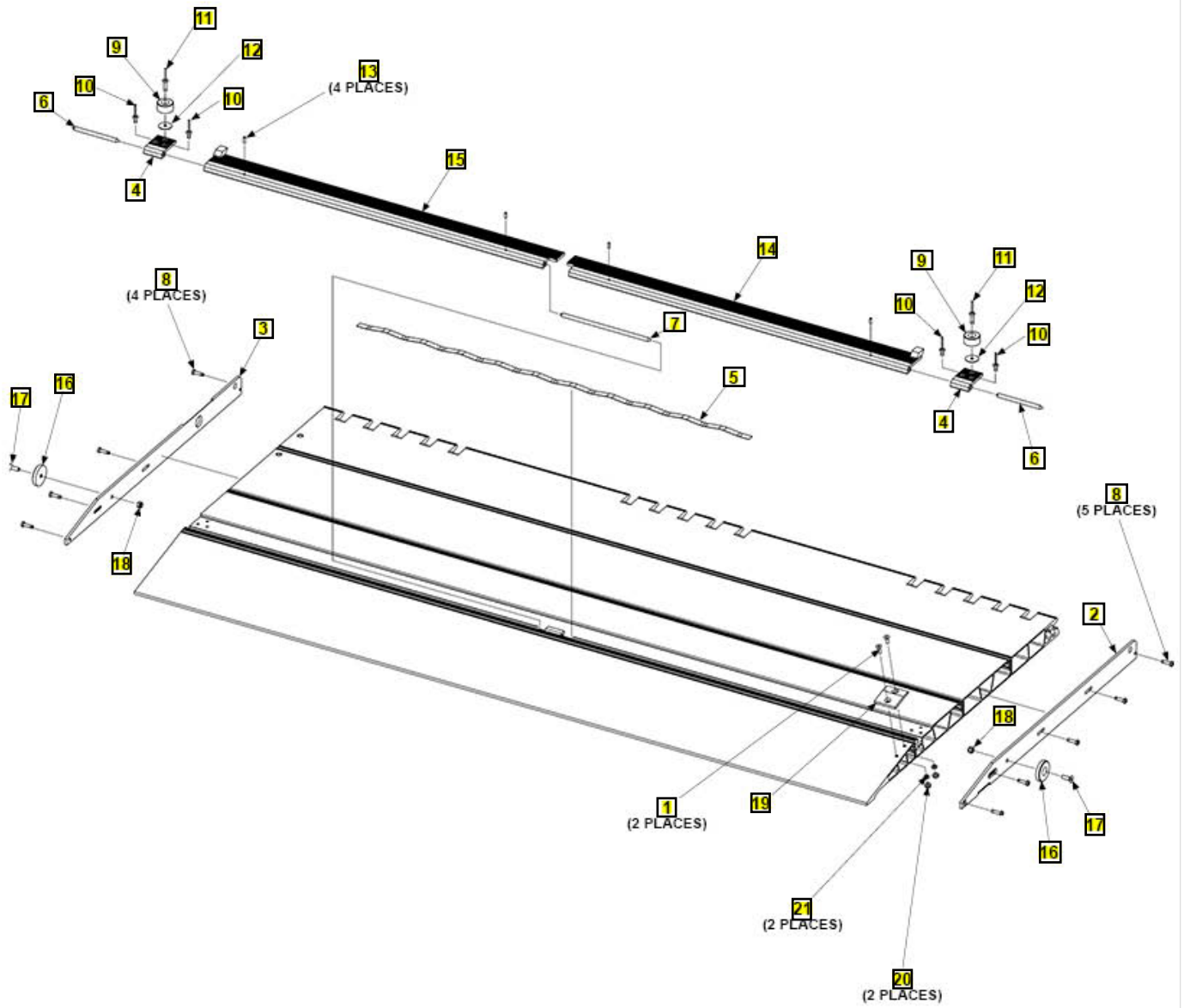
Pos	SKU	Description	Qty	Remark
REF	284815-101	F/O ASSY, FX/RMP, 79.5 LG,MAXGRIP	1	
REF	284815-102	F/O ASSY, FX/RMP, 85.5 LG,MAXGRIP	1	
1	284567-01	BUMPER,PLATFORM FIT	2	
2	284816-01	SIDE PLATE GPTLR AL F/O, LH	1	
3	284814-01	SIDE PLATE GPTLR AL F/O, RH	1	
4	900705-01	SCR,SELF TAP,.25-20X1.00 PH,ZC	9	
5	269477-01	PLATE,LATCH SUPPORT	1	
6	900021-3	SCREW,SOC .312-18X1 FL	2	
7	901001	NUT, NYLON 5/16-18 ZINC	2	
8	902000-1	WASHER, FLAT 1/4X1/16 USS ZC	2	
9	900044-5	SCREW, SOC FL1/4-20X.875 ALLOY	2	
10	901016-2	NUT HEX THN HD LKG.250-20UNC	2	

ALUMINUM FLIPOVER WITH DUAL CART STOPS

COMPLETE ASSEMBLY:

LAST UPDATED
NOV 2020 to present

ALUMINUM FLIPOVER WITH DUAL CART STOPS



Pos	SKU	Description	Qty	Remark
REF	284820-101	F/O ASSY,W/CST,79.5"LG, MAXGRIP	1	
REF	284820-102	F/O ASSY,W/CST,85.5"LG, MAXGRIP	1	
1	900044-5	SCREW, SOC FL1/4-20X.875 ALLOY	2	
2	284814-01	SIDE PLATE GPTLR AL F/O, RH	1	
3	284816-01	SIDE PLATE GPTLR AL F/O, LH	1	
4	267088-01	LINK, CART STOP	2	
5	267581-01	SPRING,F/OVER C/ST,.63X42"LG	1	
6	267094-03	PIN CART STOP,5"LG	2	
7	267094-04	PIN CART STOP,9.75"LG	1	
8	900705-01	SCR,SELF TAP,.25-20X1.00 PH,ZC	9	
9	905314-05	BUMPER,CYL W/WASHER,1.5 X.75	2	
10	903705-02	RIVET,BLD,DOME,AL/ST .25X.6	4	
11	903705-06	RIVET,BLD,DOME,AL/ST .25 X1.2	2	
12	903409-07	WASHER,FEND .28 X1.25 OD,SS	2	
13	904719-03	PIN ROLL,.188 X.56LG,SS	4	
14	267092-04	CART STOP WLDMT,79"P/F,DUAL,RH	1	
14	267092-06	CART STOP WLDMT,85"P/F,DUAL,RH	1	
15	267092-05	CART STOP WLDMT,79"P/F,DUAL,LH	1	
15	267092-07	CART STOP WLDMT,85"P/F,DUAL,LH	1	
16	284567-01	BUMPER,PLATFORM FIT	2	
17	900021-3	SCREW,SOC .312-18X1 FL	2	
18	901001	NUT, NYLON 5/16-18 ZINC	2	
19	269477-01	PLATE,LATCH SUPPORT	1	

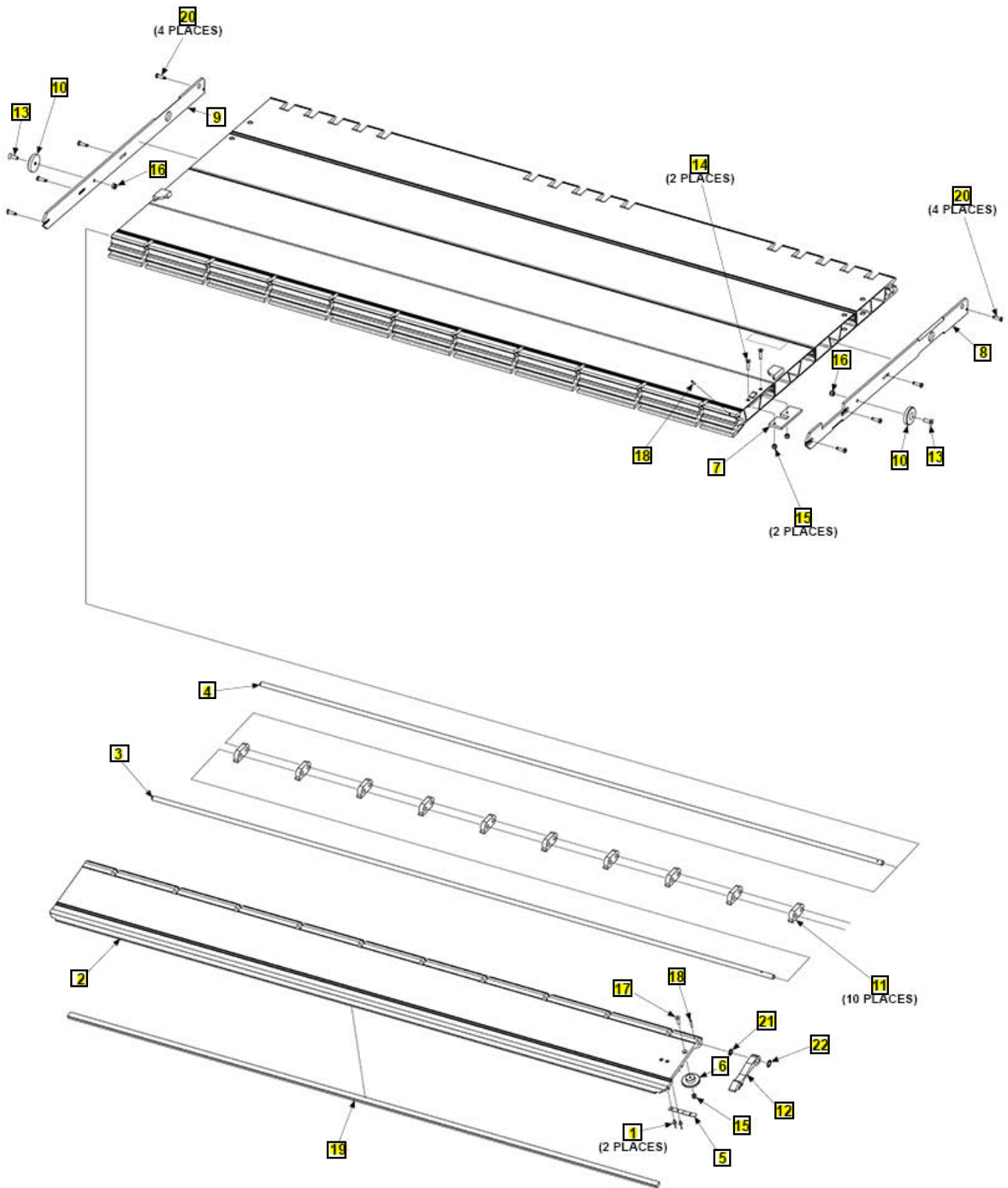
Pos	SKU	Description	Qty	Remark
20	901016-2	NUT HEX THN HD LKG.250-20UNC	2	
21	902000-1	WASHER, FLAT 1/4X1/16 USS ZC	2	

ALUMINUM FLIPOVER WITH SINGLE RETENTION RAMP

COMPLETE ASSEMBLY:

LAST UPDATED
NOV 2020 to present

ALUMINUM FLIPOVER WITH SINGLE RETENTION RAMP



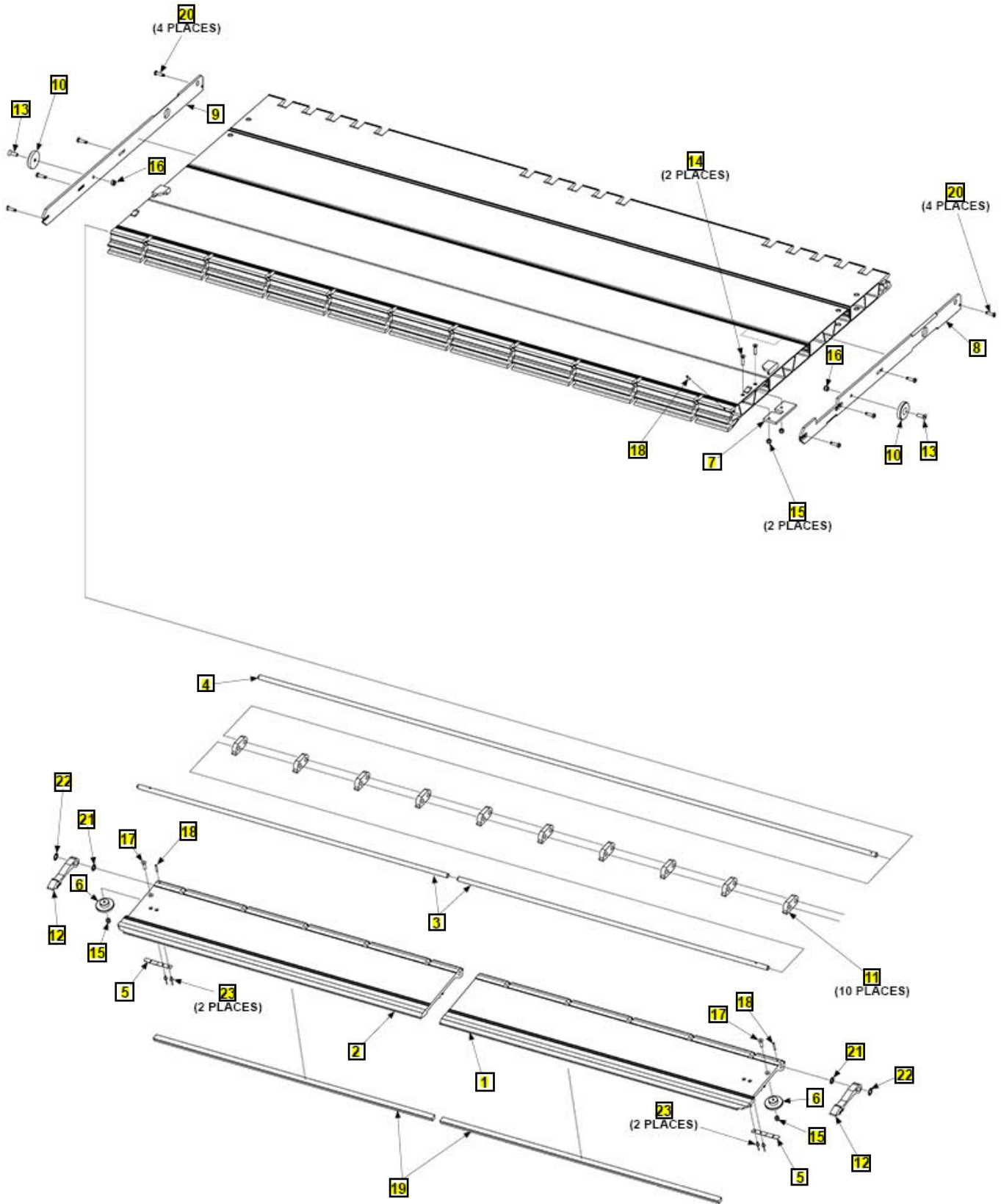
Pos	SKU	Description	Qty	Remark
REF	284655-101	F/O ASSY SNGL RMP, 79.5 LG, MAXGRIP	1	
REF	284655-102	F/O ASSY SNGL RMP,85.5 LG, MAXGRIP	1	
1	904005-1	RIVET,BLIND SSTL DOME .187X.44	2	
2	230037-01	RAMP, FLIP OVER, 77.88" LG	1	
2	230037-02	RAMP, FLIP OVER, 83.88" LG	1	
3	267045-01	ROD,HINGE.50 DIA X78.56LG	1	
3	267045-03	ROD,HINGE.50 DIA X84.56LG	1	
4	267045-02	ROD,HINGE.50 DIA X78.75LG	1	
4	267045-04	ROD,HINGE.50 DIA X84.75LG	1	
5	267326-01	SPRING,HOOK,RETENTION RAMP	1	
6	211482-01	BUSHING, STOPPER, ARR	1	
7	284549-01G	PLATE, LATCH SPRT, GALV	1	
8	284566-02	SIDE PLATE,P/F F/O,RH	1	
9	284566-01	SIDE PLATE,P/F F/O,LH	1	
10	284567-01	BUMPER,PLATFORM FIT	2	
11	311022-10	HINGE,F/O RAMP,.50LG	10	
12	311038-11	HOOK, RETENTION RAMP, .75IN	1	
13	900021-3	SCREW,SOC .312-18X1 FL	2	
14	900711-06	SCREW, SOC FL .25-20X1.13 SS	2	
15	901000	NUT, NYLON 1/4-20 ZINC	3	
16	901001	NUT, NYLON 5/16-18 ZINC	2	
17	900711-05	SCREW, SOC FL .25-20X1 SS	1	
18	905007-07	PIN ROLL .156 X 1.00 ZINC	2	
19	905318-01	BUMPER,EXTRUSION,.56X.41X74.5		
19	905318-02	BUMPER,EXTRUSION,.56X.41X80.5		
20	900705-01	SCR,SELF TAP,.25-20X1.00 PH,ZC	8	
21	903413-02	WASHER,6/6 NYLON.5IDX.062TH	1	
22	903420-01	RING, RETAIN,SLF/LCK.50,SS	1	

ALUMINUM FLIPOVER WITH DUAL RETENTION RAMPS

COMPLETE ASSEMBLY:

LAST UPDATED
NOV 2020 to present

ALUMINUM FLIPOVER WITH DUAL RETENTION RAMPS



Pos	SKU	Description	Qty	Remark
REF	284655-103	F/O ASSY,DUAL RMP,79.5 LG, MAXGRIP	1	
REF	284655-104	F/O ASSY,DUAL RMP,85.5 LG, MAXGRIP	1	
1	230037-05	RAMP, DUAL RH, F/O, 38.88"LG	1	
1	230037-06	RAMP, DUAL RH, F/O, 41.88"LG	1	
2	230037-03	RAMP, DUAL LH, F/O, 38.88"LG	1	
2	230037-04	RAMP, DUAL LH, F/O, 41.88"LG	1	
3	267045-05	ROD,HINGE.50 DIA X39.56LG	2	
3	267045-06	ROD,HINGE.50 DIA X42.56LG	2	
4	267045-02	ROD,HINGE.50 DIA X78.75LG	1	
4	267045-04	ROD,HINGE.50 DIA X84.75LG	1	
5	267326-01	SPRING,HOOK,RETENTION RAMP	2	
6	211482-01	BUSHING, STOPPER, ARR	2	
7	284549-01G	PLATE, LATCH SPRT, GALV	1	
8	284566-02	SIDE PLATE,P/F F/O,RH	1	
9	284566-01	SIDE PLATE,P/F F/O,LH	1	
10	284567-01	BUMPER,PLATFORM FIT	2	
11	311022-10	HINGE,F/O RAMP,.50LG	10	
12	311038-11	HOOK, RETENTION RAMP, .75IN	2	
13	900021-3	SCREW,SOC .312-18X1 FL	2	
14	900711-06	SCREW, SOC FL .25-20X1.13 SS	2	
15	901000	NUT, NYLON 1/4-20 ZINC	4	
16	901001	NUT, NYLON 5/16-18 ZINC	2	
17	900711-05	SCREW, SOC FL .25-20X1 SS	2	
18	905007-07	PIN ROLL .156 X 1.00 ZINC	3	
19	905318-03	BUMPER,EXTRUSION,.56X.41X	25.5	
19	905318-04	BUMPER,EXTRUSION,.56X.41X	28.5	

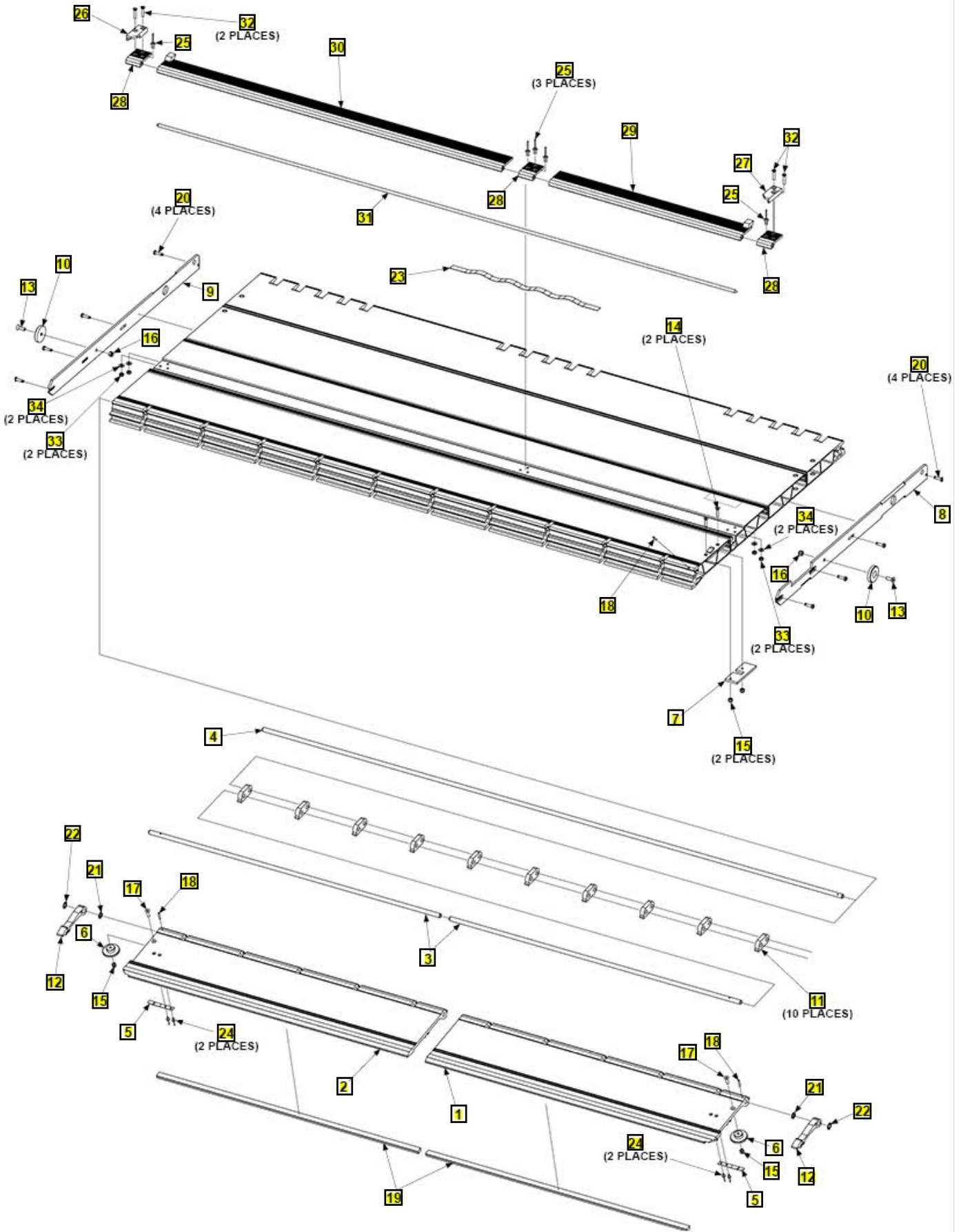
Pos	SKU	Description	Qty	Remark
20	900705-01	SCR,SELF TAP,.25-20X1.00 PH,ZC	8	
21	903413-02	WASHER,6/6 NYLON.5IDX.062TH	2	
22	903420-01	RING, RETAIN,SLF/LCK.50,SS	2	
23	904005-1	RIVET,BLIND SSTL DOME .187X.44	4	

ALUMINUM FLIPOVER WITH DUAL RETENTION RAMPS AND CART STOPS

COMPLETE ASSEMBLY:

LAST UPDATED
NOV 2020 to present

ALUMINUM FLIPOVER WITH DUAL RETENTION RAMPS AND CART STOPS



Pos	SKU	Description	Qty	Remark
REF	284655-107	F/O ASSY, D/RMP C/ST,79.5 LG, MAXGRIP	1	
REF	284655-108	F/O ASSY,D/RMP,C/ST,85.5 LG, MAXGRIP	1	
1	230037-05	RAMP, DUAL RH, F/O, 38.88"LG	1	
1	230037-06	RAMP, DUAL RH, F/O, 41.88"LG	1	
2	230037-03	RAMP, DUAL LH, F/O, 38.88"LG	1	
2	230037-04	RAMP, DUAL LH, F/O, 41.88"LG	1	
3	267045-05	ROD,HINGE.50 DIA X39.56LG	2	
3	267045-06	ROD,HINGE.50 DIA X42.56LG	2	
4	267045-02	ROD,HINGE.50 DIA X78.75LG	1	
4	267045-04	ROD,HINGE.50 DIA X84.75LG	1	
5	267326-01	SPRING,HOOK,RETENTION RAMP	2	
6	211482-01	BUSHING, STOPPER, ARR	2	
7	284549-01G	PLATE, LATCH SPRT, GALV	1	
8	284566-02	SIDE PLATE,P/F F/O,RH	1	
9	284566-01	SIDE PLATE,P/F F/O,LH	1	
10	284567-01	BUMPER,PLATFORM FIT	2	
11	311022-10	HINGE,F/O RAMP,.50LG	10	
12	311038-11	HOOK, RETENTION RAMP, .75IN	2	
13	900021-3	SCREW,SOC .312-18X1 FL	2	
14	900711-06	SCREW, SOC FL .25-20X1.13 SS	2	
15	901000	NUT, NYLON 1/4-20 ZINC	4	
16	901001	NUT, NYLON 5/16-18 ZINC	2	
17	900711-05	SCREW, SOC FL .25-20X1 SS	2	
18	905007-07	PIN ROLL .156 X 1.00 ZINC	3	
19	905318-03	BUMPER,EXTRUSION,.56X.41X25.5	2	
19	905318-04	BUMPER,EXTRUSION,.56X.41X28.5	2	

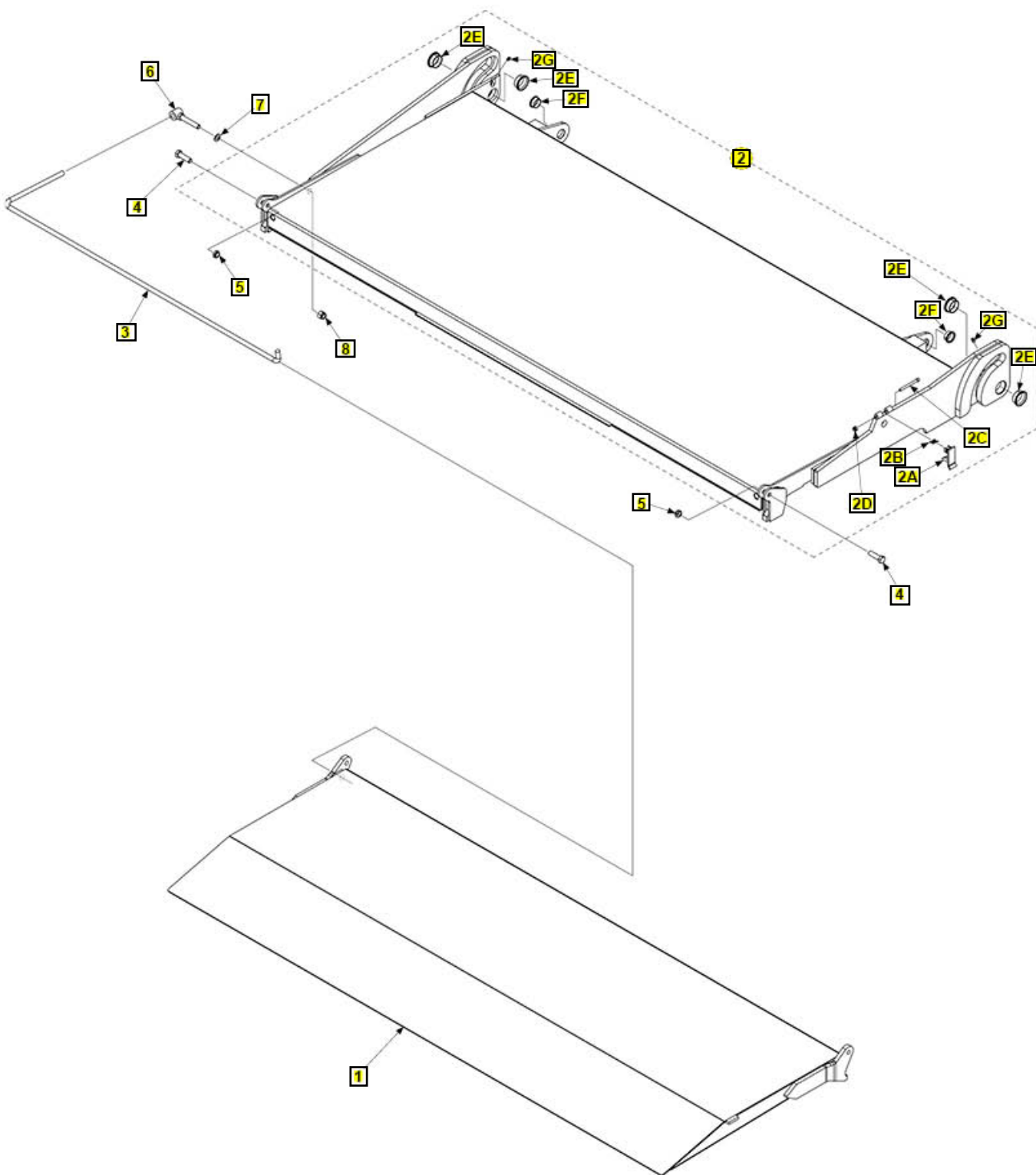
Pos	SKU	Description	Qty	Remark
20	900705-01	SCR,SELF TAP,.25-20X1.00 PH,ZC	8	
21	903413-02	WASHER,6/6 NYLON.5IDX.062TH	2	
22	903420-01	RING, RETAIN,SLF/LCK.50,SS	2	
23	267581-04	SPRING, F/OVER C/ST, .75X20.0"LG	1	
24	904005-1	RIVET,BLIND SSTL DOME .187X.44	4	
25	903705-02	RIVET,BLD,DOME,AL/ST .25X.6	5	
26	267043-02	BRACKET RAMP/CS SPRT,LH	1	
27	267043-01	BRACKET RAMP/CS SPRT,RH	1	
28	267088-01	LINK, CART STOP	3	
29	267092-01	CART STOP WLDMT,26"LG	1	
30	267092-02	CART STOP WLDMT,46.75"LG	1	
30	267092-03	CART STOP WLDMT,52.75"LG	1	
31	267094-01	PIN CART STOP,78.75"LG	1	
32	900715-10	SCREW,FL PH.25-20X1.25 ZP	4	
33	901016-2	NUT HEX THN HD LKG.250-20UNC	4	
34	902013-09	WASHER1/4"ZINC- SAME030564	4	

STEEL PLATFORM AND FLIPOVER ASSEMBLY: GPTLR-25 AND GPTLR-33

COMPLETE ASSEMBLY:

LAST UPDATED
NOV 2020 to DEC 2024

STEEL PLATFORM AND FLIPOVER ASSEMBLY: GPTLR-25 AND GPTLR-33



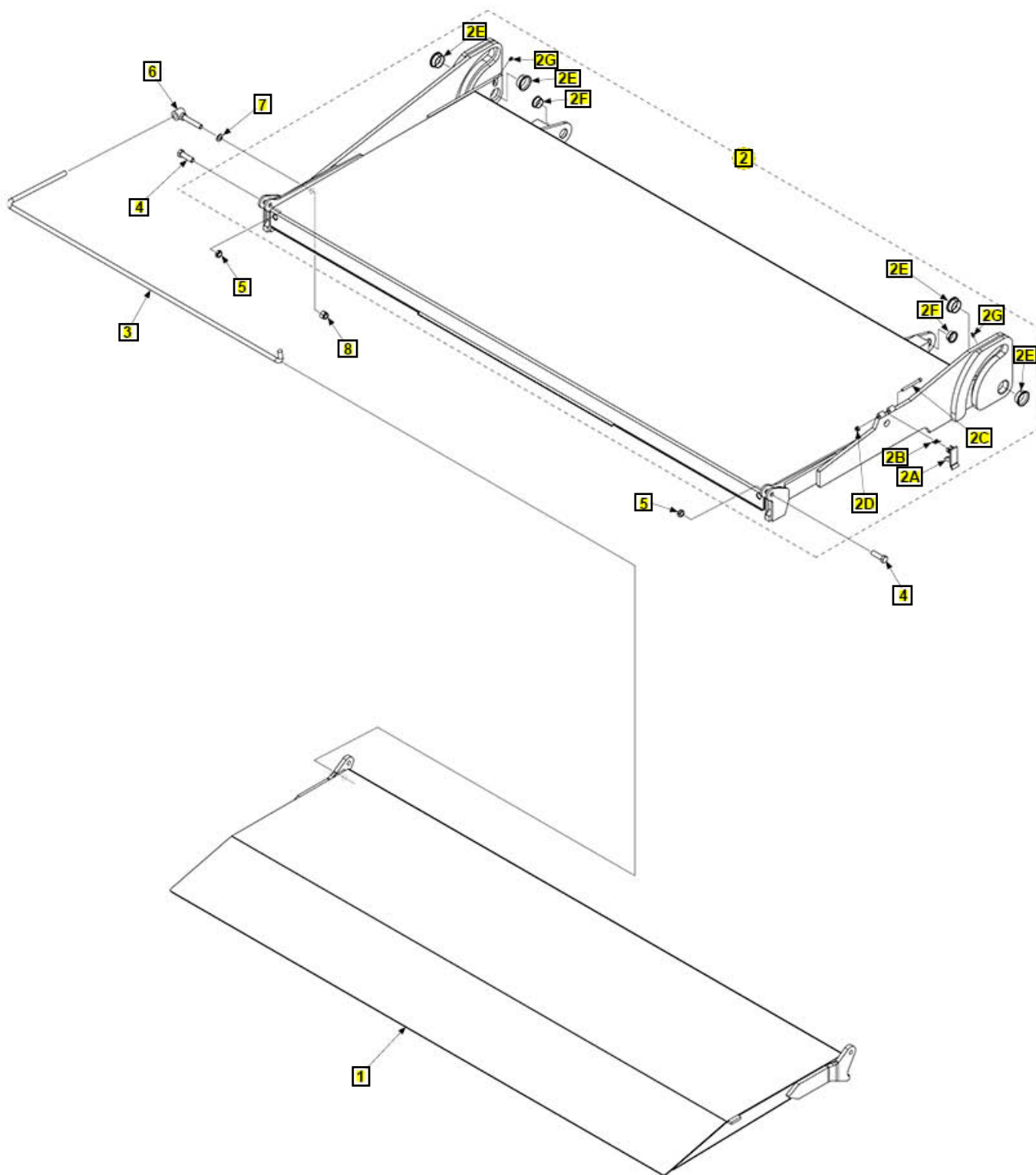
Pos	SKU	Description	Qty	Remark
REF	299256-01G	P/F AND F/O ASSY, 79 LG,G	1	
REF	299256-02G	P/F AND F/O ASSY, 85 LG,G	1	
REF	299256-03G	P/F AND F/O ASSY, 74 LG,G	1	
1	284845-01G	F/O WLDMT, 79 LG, GALV	1	
1	284845-02G	F/O WLDMT, 85 LG, GALV	1	
1	284845-03G	F/O WLDMT, 74 LG, GAL	1	
2	299257-01G	P/F ASSY, ST,79 LG,G	1	
2	299257-02G	P/F ASSY, ST,85 LG,G	1	
2	299257-03G	P/F ASSY, ST,74 LG,G	1	
2A	284645-01	LATCH WLDMT,GPTLR P/F	1	
2B	284568-01	SPRING,TRSN,180DEGX.048WX.38OD		
2C	900732-14	SCREW,SOC .2520X2.75 SS	1	
2D	903137-01	NUT, NYL INSRT STOP .25-20 SS	1	
2E	908008-02	BRG,FLANGED 1.375 SHFT X.63 LG	4	
2F	908002-03	BEARING,SELF LUB.1ID X.5 LG	2	
2G	224342	FITTING, GREASE 1/4"SELF DRILL	2	
3	281302-01	TORSION BAR,GPTLR	1	
4	900033-4	SCREW, CAP.5-20X1.75 GR8 ZC	2	
5	901016-1	NUT HEX THN HD LKG.500-20UNF	2	
6	280749-02	ANCHOR BOLT WLDMT, ZINC PLATE	1	
7	902000-14	WASHER, FLAT .500X.063 THK	1	
8	901010	NUT, NYLON LOCK 1/2-13 ZC	1	

STEEL PLATFORM AND FLIPOVER ASSEMBLY: GPTLR-44 AND GPTLR-55

COMPLETE ASSEMBLY:

LAST UPDATED
NOV 2020 to DEC 2024

STEEL PLATFORM AND FLIPOVER ASSEMBLY: GPTLR-44 AND GPTLR-55



Pos	SKU	Description	Qty	Remark
REF	299252-01G	P/F&F/O ASSY,ST.TB,79IN GPTLR4/5,G	1	
REF	299252-02G	P/F&F/O ASSY,ST.TB,85IN GPTLR4/5,G	1	
1	284845-01G	F/O WLDMT, 79 LG, GALV	1	
1	284845-02G	F/O WLDMT, 85 LG, GALV	1	
2	299249-01G	P/F ASSY,ST 79" LG,GPTLR-4/5,G	1	
2	299249-02G	P/F ASSY,ST 85IN LG,GPTLR-4/5,G	1	
2A	284645-01	LATCH WLDMT,GPTLR P/F	1	
2B	284568-01	SPRING,TRSN,180DEGX.048WX.38OD		
2C	900732-14	SCREW,SOC .2520X2.75 SS	1	
2D	903137-01	NUT, NYL INSRT STOP .25-20 SS	1	
2E	908008-02	BRG,FLANGED 1.375 SHFT X.63 LG	4	
2F	908002-03	BEARING,SELF LUB.1ID X.5 LG	2	
2G	224342	FITTING, GREASE 1/4"SELF DRILL	2	
3	281302-01	TORSION BAR,GPTLR	1	
4	900033-4	SCREW, CAP.5-20X1.75 GR8 ZC	2	
5	901016-1	NUT HEX THN HD LKG.500-20UNF	2	
6	280749-02	ANCHOR BOLT WLDMT, ZINC PLATE	1	
7	902000-14	WASHER, FLAT .500X.063 THK	1	
8	901010	NUT, NYLON LOCK 1/2-13 ZC	1	

GPTLR

HYDRAULIC SYSTEMS

Gravity Down (Oct 2023 - present)

Gravity Down (Nov 2020 - Sept 2023)

Power Down (Oct 2023 - present)

Power Down (Nov 2023 - Sept 2023)

Pos	SKU	Description	Qty	Remark
-----	-----	-------------	-----	--------

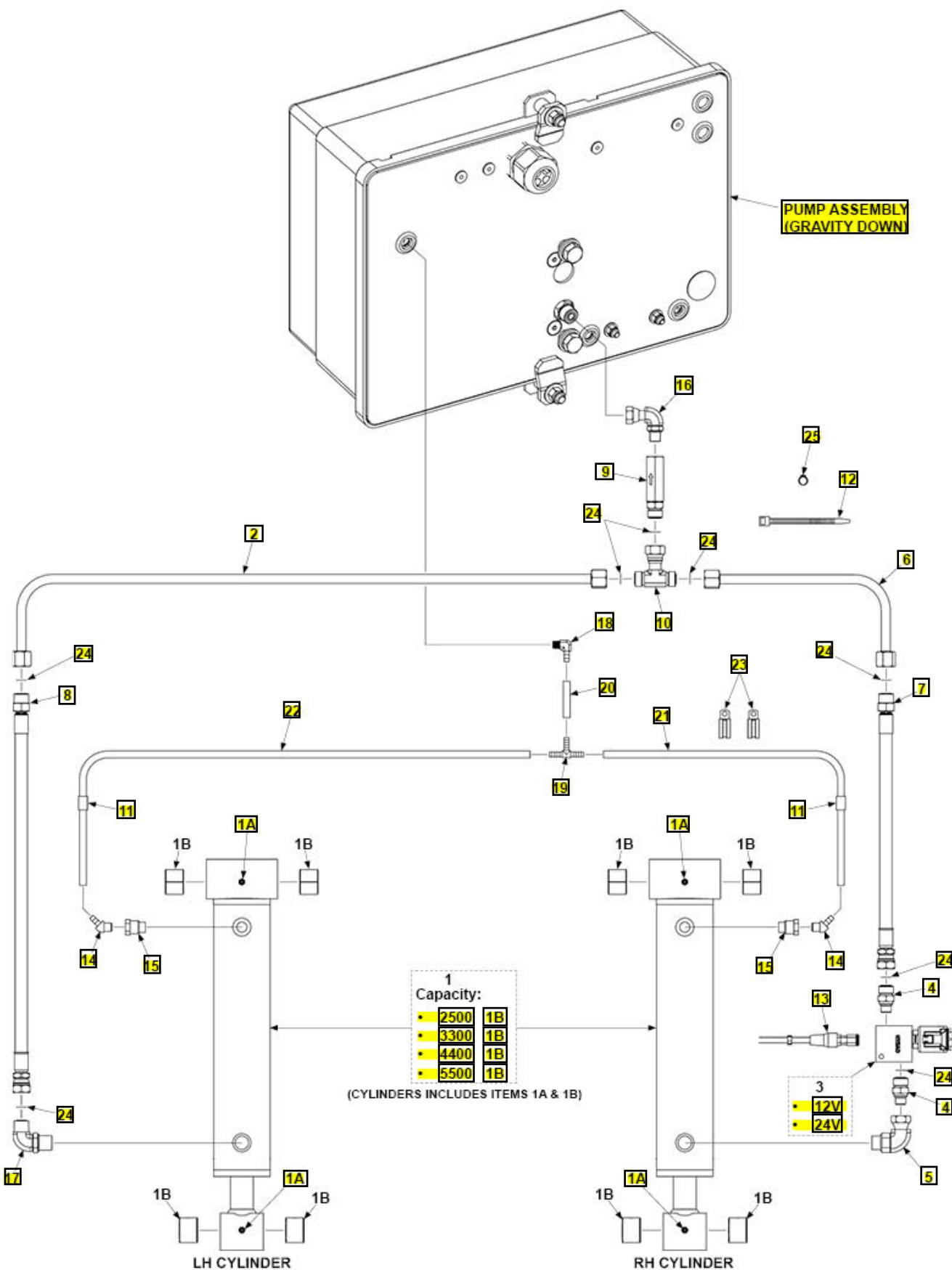
HYDRAULIC SYSTEMS - GRAVITY DOWN

COMPLETE ASSEMBLY:

HYDRAULIC SYSTEMS (GRAVITY DOWN)

(PUMP ASSEMBLY NOT INCLUDED)

LAST UPDATED
OCT 2023 to present

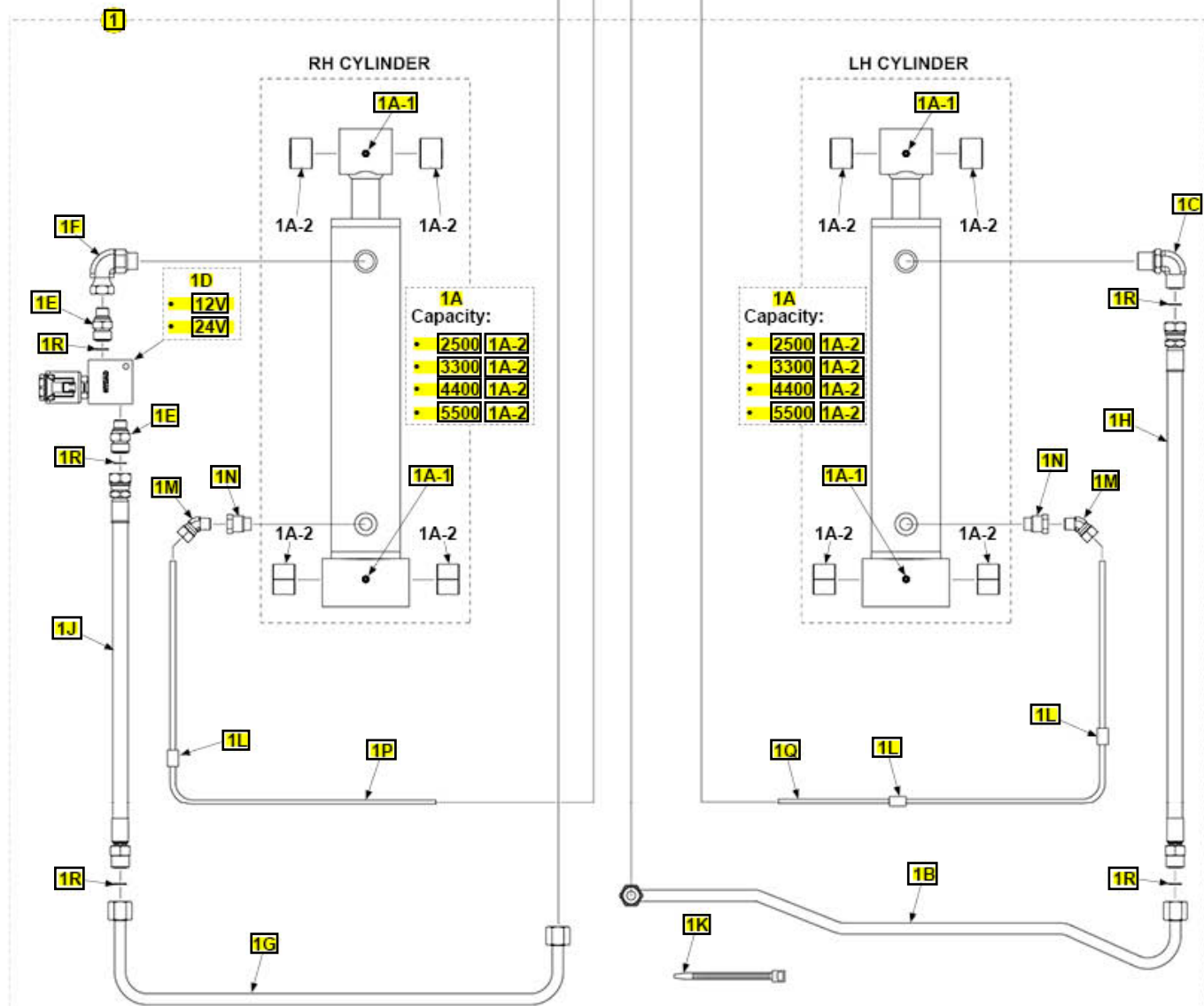
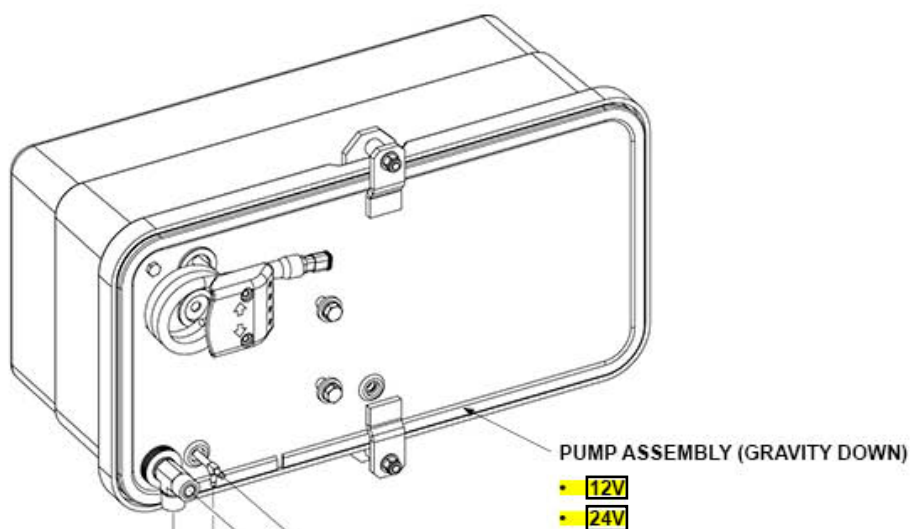


Pos	SKU	Description	Qty	Remark
REF	212558-01	KIT,CYL,FITTING & HOSE,GD,S&D/PMP,GPTLR25/33	1	
REF	212558-01-24	KIT,CYL,FITTING & HOSE,GD,24V,S&D/PMP,GPTLR25/33	1	
REF	212558-03	KIT,CYL,FITTING & HOSE,GD,S&D/PMP,GPTLR44	1	
REF	212558-03-24	KIT,CYL,FITTING & HOSE,GD,24V,S&D/PMP,GPTLR44	1	
REF	212558-05	KIT,CYL,FITTING & HOSE,GD,S&D/PMP,GPTLR55	1	
REF	212558-05-24	KIT,CYL,FITTING & HOSE,GD,24V,S&D/PMP,GPTLR55	1	
1-23	280990-01	HYD CYL ASSY, 2.75X11.5X1.25R	2	
1-44	281035-01	CYL3.25BOREX12.50"ST S/LB/PULL	2	
1-55	281040-01	CYL3.5 BOREX12.50"ST S/LB/PULL	1	
1A	224342	FITTING, GREASE 1/4"SELF DRILL	2	
1B-23	908046-02	S/LUBR BEARING,1.25X1.38X1.00	4	
1B-45	908047-02	S/LUBR BEARING,1.38X1.50X1.00	4	
2	212688-02	F/S TUBE ASSY,.50 OD P/UP,LONG	1	
3-12	283333-01	LOCK VALVE ASSY, GPTLR, 12V	1	
3-24	283333-02	LOCK VALVE ASSY, GPTLR, 24V	1	
4	906762-01	CONN,M-M,.562-18 X.812-16	2	
5	906763-01	CONN,ELBOW,.812-16 X.75-16	1	
6	212688-03	F/S TUBE ASSY,.50 OD P/UP,SHORT	1	
7	296812-01	H/ASSY, F/S#8-8, M-F, GPTLR,RH-UP	1	
8	296812-02	H/ASSY, F/S#8-8, M-F, GPTLR,LH-UP	1	

Pos	SKU	Description	Qty	Remark
9	288518-01	PRESSURE COMP. VALVE ASSY, 3GPM	1	
10	906769-01	TEE,SW NUT BR. SAE#8 M-M/F FS	1	
11	905353-11	TUBING,RUBBER .38IDX.5 ODX.75	2	
12	905322-01	TIE,PLASTIC 8" (120LB) BLACK	18	
13	282625-18	CABLE ASSY,LOCK VALVE,16/2X74	1	
14	906999-01	45 DEGREE ELBOW, BARBED BRASS, 1/4 ID,1/4 NPTF,MAL	2	
15	228012	ADAPTER 9/16-18M-1/4F ST	2	
16	906708-01	ELBOW, NPSC,SAE #6 O-R M-F SW	1	
17	906704-01	ELBOW, NPSC,SEA #8 F/S O-R M-M	1	
18	906975-01	ELBOW, BARBED, BRASS,1/4 ID, 1/8 NPTF MALE	1	
19	906977-01	TEE, BARBED, BRASS, 1/4 HOSE ID, MALE	1	
20	099995-02	TUBING,PVC,3/8 ODX1/4 IDX2.0	1	
21	099995-50	TUBING, PVC, 3/8ODX1 /4IDX50"LG	1	
22	099995-110	TUBING,PVC, 3/8 ODX.25/IDX110 LG	1	
23	214675	CLAMP, #12 RUBBER LOOM	2	
24	906712-03	O-RING #8, 1/2 ORFS TUBE END	8	
25	908319-01	CLAMP, PINCH, VIBRATION RESIST., .34-.40 ID	6	

HYDRAULIC SYSTEMS - GRAVITY DOWN

LAST UPDATED
NOV 2020 to SEPT 2023



Pos	SKU	Description	Qty	Remark
1	297377-01	KIT,CYL,FITTING & HOSE,GD PMP,GPTLR25/33	1	
1	297377-01-24	KIT,CYL,FITTING & HOSE,GD 24V PMP,GPTLR25/33	1	
1	297377-03	KIT,CYL,FITTING & HOSE,GD PMP,GPTLR44	1	
1	297377-03-24	KIT,CYL,FITTING & HOSE,GD 24V PMP,GPTLR44	1	
1	297377-05	KIT,CYL,FITTING & HOSE,GD PMP,GPTLR55	1	
1	297377-05-24	KIT,CYL,FITTING & HOSE,GD 24V PMP,GPTLR55	1	
1A23	280990-01	HYD CYL ASSY, 2.75X11.5X1.25R	2	
1A44	281035-01	CYL3.25BOREX12.50"ST S/LB/PULL	2	
1A55	281040-01	CYL3.5 BOREX12.50"ST S/LB/PULL	2	
1A-1	224342	FITTING, GREASE 1/4"SELF DRILL	2	
1A-223	908046-02	S/LUBR BEARING,1.25X1.38X1.00	4	
1A-245	908047-02	S/LUBR BEARING,1.38X1.50X1.00	4	
1B	297303-01	F/S TUBE ASSY, .5 OD,P/UP.LONG	1	
1C	906704-01	ELBOW, NPSC,SEA #8 F/S O-R M-M	1	
1D-12	283333-01	LOCK VALVE ASSY, GPTLR, 12V	1	
1D-24	283333-02	LOCK VALVE ASSY, GPTLR, 24V	1	
1E	906762-01	CONN,M-M,.562-18 X.812-16	2	
1F	906763-01	CONN,ELBOW,.812-16 X.75-16	1	
1G	297306-01	F/S TUBE ASSY,.5 OD,P/UP,SHORT	1	
1H	296812-02	H/ASSY, F/S#8-8, M-F, GPTLR,LH-UP	1	

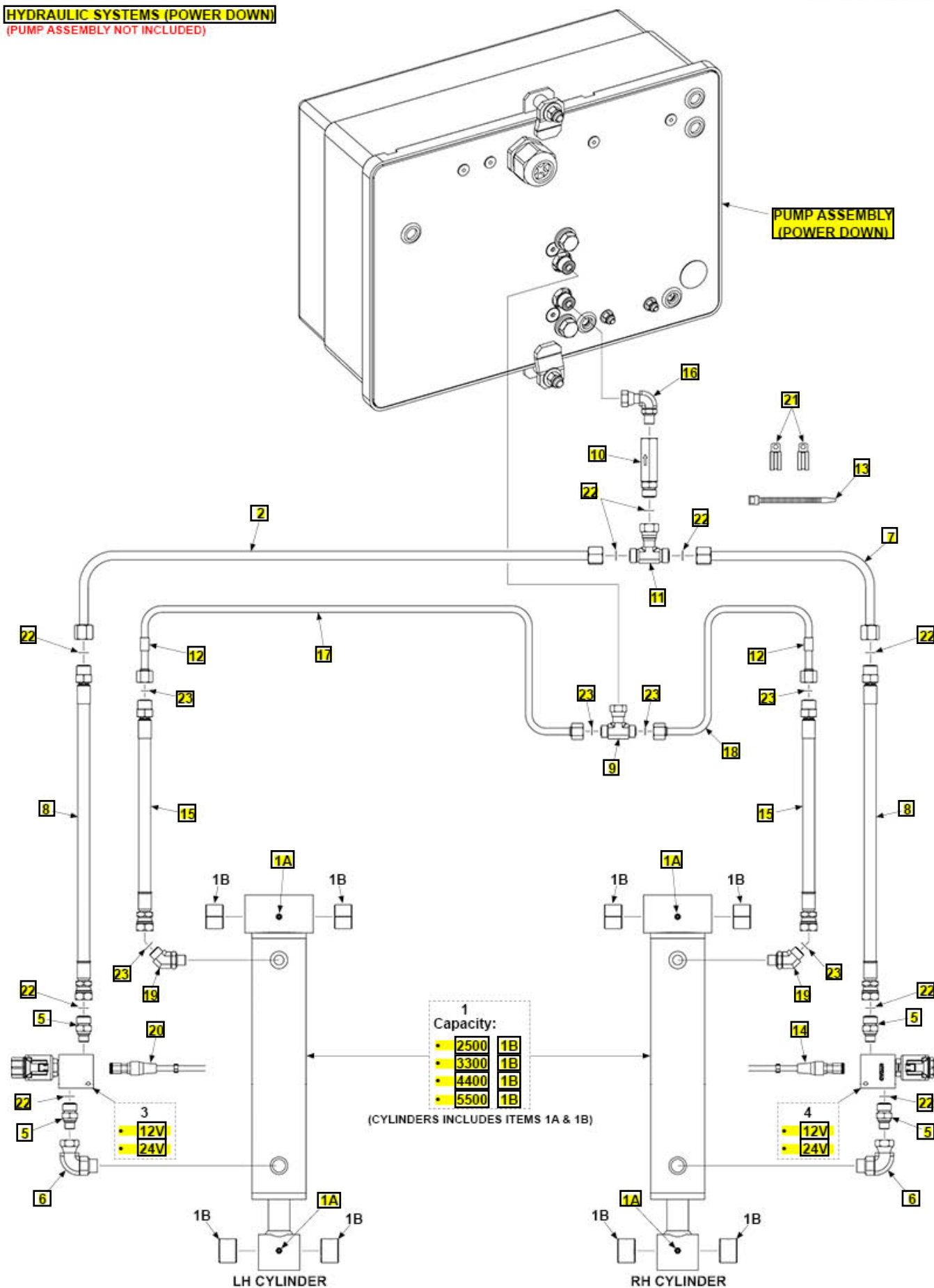
Pos	SKU	Description	Qty	Remark
1J	296812-01	H/ASSY, F/S#8-8, M-F, GPTLR,RH-UP	1	
1K	905322-01	TIE,PLASTIC 8" (120LB) BLACK	10	
1L	905350-11	TUBING, RUBBER .25IDX.5 ODX.75 LG	3	
1M	263811	ELBOW M 45 DEG.	2	
1N	228012	ADAPTER 9/16-18M-1/4F ST	2	
1P	224370-21	HOSE PLASTIC .25X 44" LG	1	
1Q	224370-22	HOSE PLASTIC .25X 107.0"LG	1	
1R	906712-03	O-RING #8, 1/2 ORFS TUBE END	5	

HYDRAULIC SYSTEMS - POWER DOWN

COMPLETE ASSEMBLY:

HYDRAULIC SYSTEMS (POWER DOWN)
 (PUMP ASSEMBLY NOT INCLUDED)

LAST UPDATED
 OCT 2023 to present

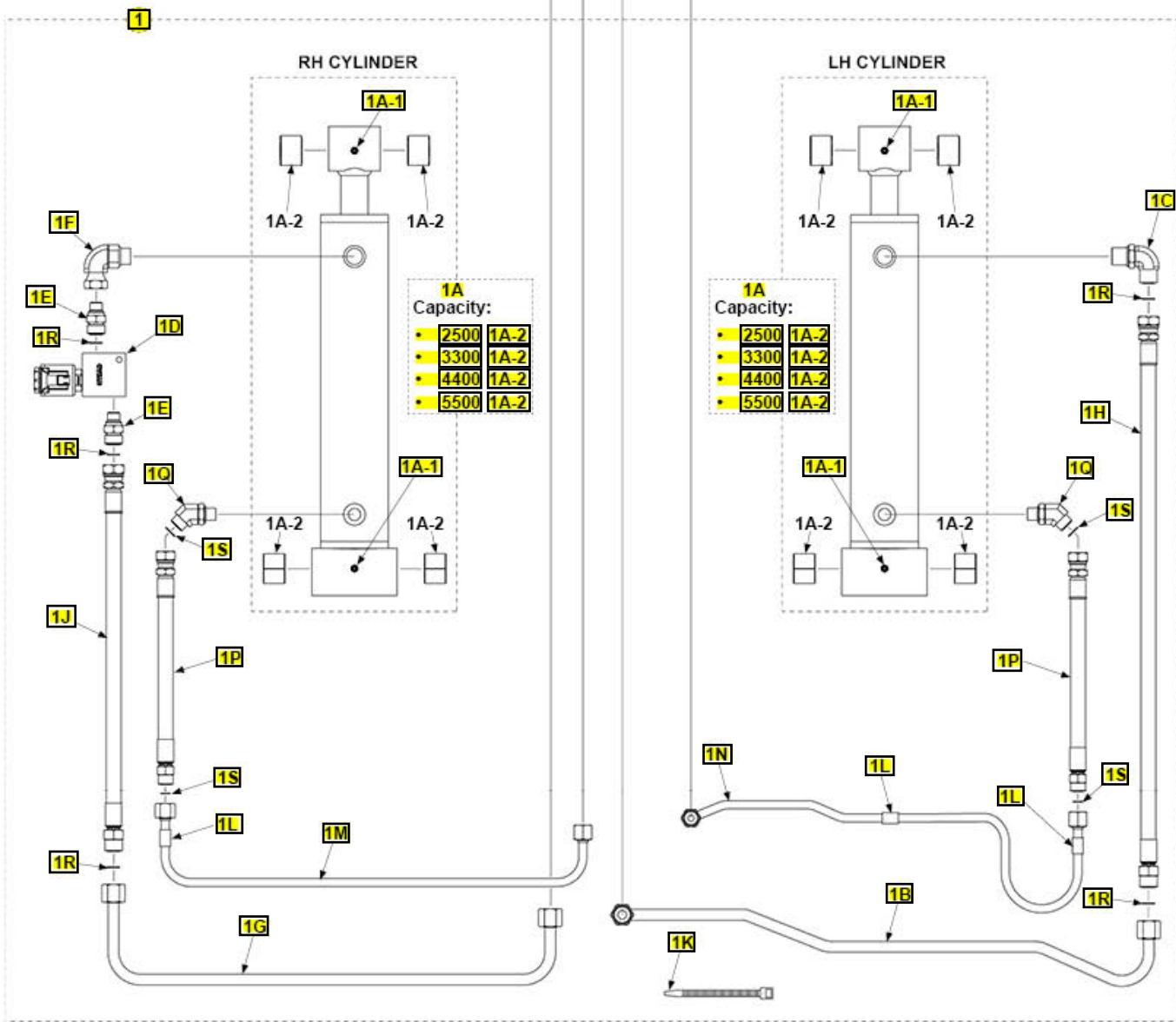
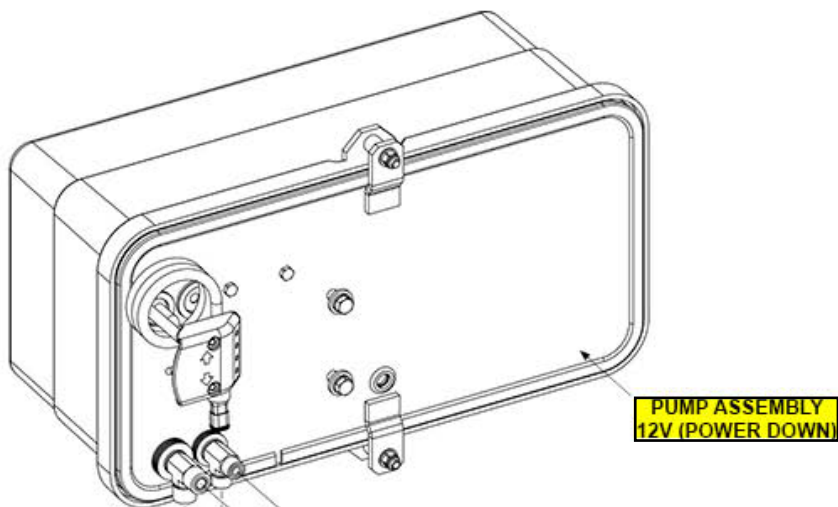


Pos	SKU	Description	Qty	Remark
REF	212558-02	KIT,CYL,FITTING & HOSE,PD,S&D/PMP,GPTLR25/33	1	
REF	212558-02-24	KIT,CYL,FITTING & HOSE,PD,24V,S&D/PMP,GPTLR25/33	1	
REF	212558-04	KIT,CYL,FITTING & HOSE,PD,S&D/PMP,GPTLR44	1	
REF	212558-04-24	KIT,CYL,FITTING & HOSE,PD,24V,S&D/PMP,GPTLR44	1	
REF	212558-06	KIT,CYL,FITTING & HOSE,PD,S&D/PMP,GPTLR55	1	
REF	212558-06-24	KIT,CYL,FITTING & HOSE,PD,24V,S&D/PMP,GPTLR55	1	
1-23	280990-01	HYD CYL ASSY, 2.75X11.5X1.25R	2	
1-44	281035-01	CYL3.25BOREX12.50"ST S/LB/PULL	2	
1-55	281040-01	CYL3.5 BOREX12.50"ST S/LB/PULL	2	
1A	224342	FITTING, GREASE 1/4"SELF DRILL	2	
1B-23	908046-02	S/LUBR BEARING,1.25X1.38X1.00	4	
1B-45	908047-02	S/LUBR BEARING,1.38X1.50X1.00	4	
2	212688-02	F/S TUBE ASSY,.50 OD P/UP,LONG	1	
3-12	289099-01	LOCK VALVE ASSY, 12V, BI-DIRECTIONAL	1	
3-24	289099-03	LOCK VALVE ASSY, 24V, BI-DIRECTIONAL	1	
4-12	209948-01	LOCK VALVE ASSY, 12V, BI-DIRECTIONAL, 180-DEG	1	
4-24	209948-03	LOCK VALVE ASSY, 24V, BI-DIRECTIONAL, 180-DEG	1	
5	906762-01	CONN,M-M,.562-18 X.812-16	4	
6	906763-01	CONN,ELBOW,.812-16 X.75-16	2	
7	212688-03	F/S TUBE ASSY,.50 OD P/UP,SHORT	1	

Pos	SKU	Description	Qty	Remark
8	296812-01	H/ASSY, F/S#8-8, M-F, GPTLR,RH-UP	2	
9	906802-01	TEE,SW NUT BRANCH,ORFS#6	1	
10	288518-01	PRESSURE COMP. VALVE ASSY, 3GPM	1	
11	906769-01	TEE,SW NUT BR. SAE#8 M-M/F FS	1	
12	905353-11	TUBING,RUBBER .38IDX.5 ODX.75	2	
13	905322-01	TIE,PLASTIC 8" (120LB) BLACK	18	
14	282625-18	CABLE ASSY,LOCK VALVE,16/2X74	1	
15	297308-02	H/ASSY, F/S#6-6, M-F, GPTLR,DOWN,23.5 LG	2	
16	906708-01	ELBOW, NPSC,SAE #6 O-R M-F SW	1	
17	212687-02	F/S TUBE ASSY,.38OD,G/D,LONG	1	
18	212687-03	F/S TUBE ASSY,.38OD,G/D,SHORT	1	
19	906775-01	STR THD 45 ELBOW F/S O-R#6,M-M	2	
20	282625-25	CABLE ASSY,LOCK VALVE,16/2X145LG	1	
21	214675	CLAMP, #12 RUBBER LOOM	2	
22	906712-03	O-RING #8, 1/2 ORFS TUBE END	9	
23	906712-02	O-RING #6, 3/8 ORFS TUBE END	6	

HYDRAULIC SYSTEMS - POWER DOWN

LAST UPDATED
NOV 2020 to SEPT 2023



Pos	SKU	Description	Qty	Remark
1	297377-02	KIT,CYL,FITTING & HOSE,PD PMP,GPTLR25/33	1	
1	297377-04	KIT,CYL,FITTING & HOSE,PD PMP,GPTLR44	1	
1	297377-06	KIT,CYL,FITTING & HOSE,PD PMP,GPTLR55	1	
1A23	280990-01	HYD CYL ASSY, 2.75X11.5X1.25R	2	
1A44	281035-01	CYL3.25BOREX12.50"ST S/LB/PULL	2	
1A55	281040-01	CYL3.5 BOREX12.50"ST S/LB/PULL	2	
1A-1	224342	FITTING, GREASE 1/4"SELF DRILL	2	
1A-223	908046-02	S/LUBR BEARING,1.25X1.38X1.00	4	
1A-245	908047-02	S/LUBR BEARING,1.38X1.50X1.00	4	
1B	297303-01	F/S TUBE ASSY, .5 OD,P/UP.LONG	1	
1C	906704-01	ELBOW, NPSC,SEA #8 F/S O-R M-M	1	
1D	283333-01	LOCK VALVE ASSY, GPTLR, 12V	1	
1E	906762-01	CONN,M-M,.562-18 X.812-16	2	
1F	906763-01	CONN,ELBOW,.812-16 X.75-16	1	
1G	297306-01	F/S TUBE ASSY,.5 OD,P/UP,SHORT	1	
1H	296812-02	H/ASSY, F/S#8-8, M-F, GPTLR,LH-UP	1	
1J	296812-01	H/ASSY, F/S#8-8, M-F, GPTLR,RH-UP	1	
1K	905322-01	TIE,PLASTIC 8" (120LB) BLACK	10	
1L	905353-11	TUBING,RUBBER .38IDX.5 ODX.75	3	
1M	297307-01	F/S TUBE ASSY,.38 OD,P/D	1	
1N	297304-01	F/S ASSY,.38 OD,P/D	1	

Pos	SKU	Description	Qty	Remark
1P	297308-02	H/ASSY, F/S#6-6, M-F, GPTLR,DOWN,23.5 LG	2	
1Q	906775-01	STR THD 45 ELBOW F/S O-R#6,M-M	2	
1R	906712-03	O-RING #8, 1/2 ORFS TUBE END	5	
1S	906712-02	O-RING #6, 3/8 ORFS TUBE END	4	

GPTLR

ELECTRICAL SYSTEMS

Gravity Down (Oct 2023 - present)

Gravity Down MaxLink (Jan 2025 - present)

Gravity Down 12V (Nov 2020 - Sept 2023)

Gravity Down 24V (Nov 2020 - Sept 2023)

Power Down (Oct 2023 - present)

Power Down MaxLink (Jan 2025 - present)

Power Down (Nov 2023 - Sept 2023)

Pos	SKU	Description	Qty	Remark
-----	-----	-------------	-----	--------

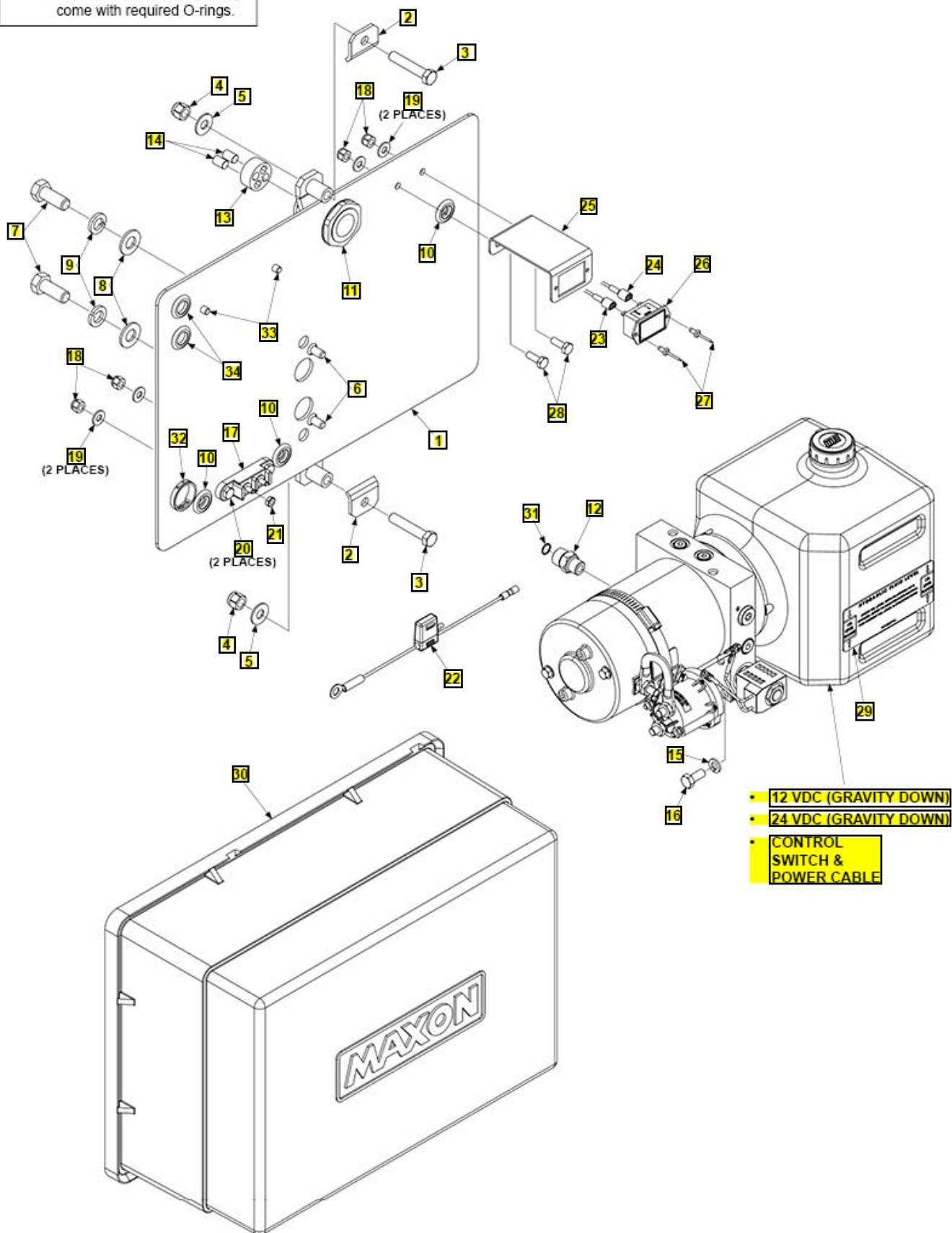
PUMP ASSEMBLY (GRAVITY DOWN)

LAST UPDATED
OCT 2023 to present

COMPLETE ASSEMBLY:

PUMP ASSEMBLY (GRAVITY DOWN)

NOTE: Replacement face seal fittings come with required O-rings.



Pos	SKU	Description	Qty	Remark
REF	283801-02-24G	PUMP ASSY, SNGL, 24V, H/D, C/C, G/D, GALV	1	
REF	283801-02G	PUMP ASSY, SNGL, 12V, H/D, C/C, G/D, GALV	1	
1	210366-01G	PLATE WLDMT, PUMP MOUNT, SNGL, GALV	1	
2	289143-01	BRACKET, PUMP COVER	2	
3	900014-8	SCREW,HEX CAP.38-16X2,G8,ZC	2	
4	901002	NUT, NYLON 3/8-16 ZINC	2	
5	902001-2	WASHER, FLAT 3/8X1/16 ZC	2	
6	900021-1	SCREW, SOC 5/16-18X3/4 FL	2	
7	900035-2	SCREW,CAP HXHD.5-13UNC-2A 1.25	2	
8	902013-13	WASHER, FLAT 1/2" SAE ZC	2	
9	902011-6	WASHER, LOCK 1/2X1/8 ZC	2	
10	281068-03	GROMMET,MODIFIED,.4 HOLE	3	
11	268034-05	CORD GRIP, PLASTIC, PG29	1	
12	905173	CONNECTOR F/S#6&O-R#6, M-M	1	
13	907457-02	BUSHING, CABLE GLAND, PG29, .354 HOLES	1	
14	907458-02	INSERT, CABLE GLAND, .354DIA	2	
15	902011-3	WASHER, LOCK 5/16X5/64 G8 ZC	1	
16	900009-3	BOLT,HEX 5/16-18X3/4 GR8 ZC	1	
17	907279-01	JUNCTION BLOCK, TWO STUD	1	
18	901000	NUT, NYLON 1/4-20 ZINC	4	
19	902013-09	WASHER1/4"ZINC- SAME030564	4	
20	900004-3	SCREW, CAP 1/4-20X1 GR8 ZC	2	
21	030344	NUT, HEX HD #10-32, 6/6 NYLON	1	

Pos	SKU	Description	Qty	Remark
22	297046-01	FUSE HOLDER ASSY	1	
23	297274-02	WIRE ASSY, POS LOCK, RING TERM,RED	1	
24	297274-01	WIRE ASSY, POS LOCK, RING TERM,BLK	1	
25	297358-01	BRACKET, DIGITAL C/COUNT	1	
26	297269-01	DIGITAL CYCLE COUNTER	1	
27	903721-01	RIVET, BL/DM, SS .16X.02-.13	2	
28	900004-2	SCREW, CAP 1/4-20X3/4 GR8 ZC	2	
29	282927-04	DECAL, OIL LEVEL	1	
30	266419-03	COVER ASSY, PUMP, HORIZONTAL MOUNT	1	
31	906712-02	O-RING #6, 3/8 ORFS TUBE END	1	
32	908081-06	PLUG, NYLON, FOR 1.25DIA HOLE	1	
33	908022-07	PLUG, FLEXIBLE .275X.511	2	
34	908028-01	GROM PVC .75IDX.13GR.WD	2	

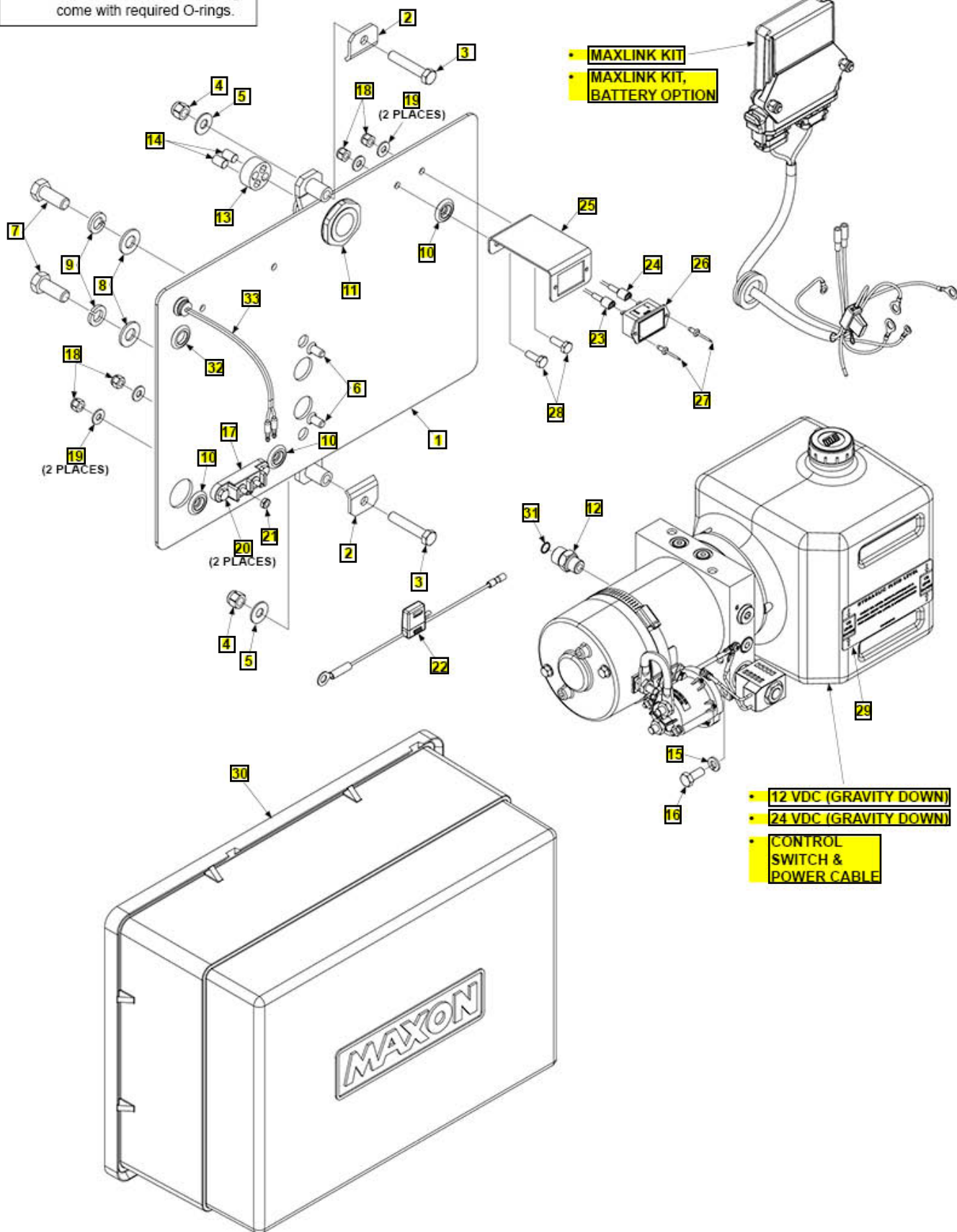
PUMP ASSEMBLY WITH MAXLINK (GRAVITY DOWN)

COMPLETE ASSEMBLY:

PUMP ASSEMBLY WITH MAXLINK (GRAVITY DOWN)

LAST UPDATED
JAN 2025 to present

NOTE: Replacement face seal fittings come with required O-rings.



Pos	SKU	Description	Qty	Remark
REF	283801-02-24-50G	PUMP ASSY, SNGL, 24V, H/D, C/C, G/D, GALV, MAXLINK	1	
REF	283801-02-24-60G	PUMP ASSY, SNGL, 24V, H/D, C/C, G/D, GALV, MAXLINK, BATT OPT.	1	
REF	283801-02-50G	PUMP ASSY, SNGL, 12V, H/D, C/C, G/D, GALV, MAXLINK	1	
REF	283801-02-60G	PUMP ASSY, SNGL, 12V, H/D, C/C, G/D, GALV, MAXLINK, BATT OPT	1	
1	210366-01G	PLATE WLDMT, PUMP MOUNT, SNGL, GALV	1	
2	289143-01	BRACKET, PUMP COVER	2	
3	900014-8	SCREW,HEX CAP.38-16X2,G8,ZC	2	
4	901002	NUT, NYLON 3/8-16 ZINC	2	
5	902001-2	WASHER, FLAT 3/8X1/16 ZC	2	
6	900021-1	SCREW, SOC 5/16-18X3/4 FL	2	
7	900035-2	SCREW,CAP HXHD.5-13UNC-2A 1.25	2	
8	902013-13	WASHER, FLAT 1/2" SAE ZC	2	
9	902011-6	WASHER, LOCK 1/2X1/8 ZC	2	
10	281068-03	GROMMET,MODIFIED,.4 HOLE	3	
11	268034-05	CORD GRIP, PLASTIC, PG29	1	
12	905173	CONNECTOR F/S#6&O-R#6, M-M	1	
13	907457-02	BUSHING, CABLE GLAND, PG29, .354 HOLES	1	
14	907458-02	INSERT, CABLE GLAND, .354DIA	2	
15	902011-3	WASHER, LOCK 5/16X5/64 G8 ZC	1	
16	900009-3	BOLT,HEX 5/16-18X3/4 GR8 ZC	1	
17	907279-01	JUNCTION BLOCK, TWO STUD	1	
18	901000	NUT, NYLON 1/4-20 ZINC	4	

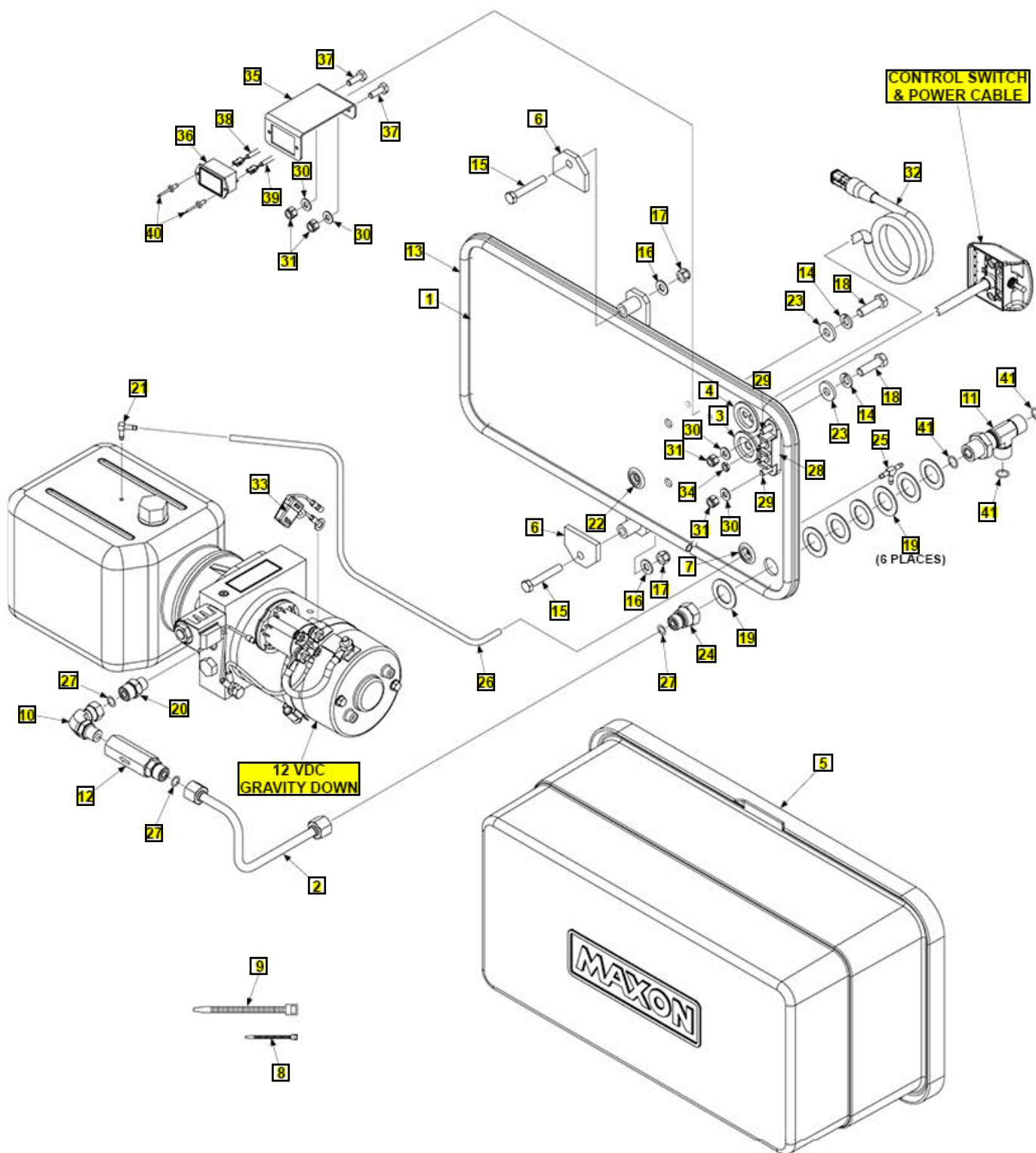
Pos	SKU	Description	Qty	Remark
19	902013-09	WASHER1/4"ZINC- SAME030564	4	
20	900004-3	SCREW, CAP 1/4-20X1 GR8 ZC	2	
21	030344	NUT, HEX HD #10-32, 6/6 NYLON	1	
22	297046-01	FUSE HOLDER ASSY	1	
23	297274-02	WIRE ASSY, POS LOCK, RING TERM,RED	1	
24	297274-01	WIRE ASSY, POS LOCK, RING TERM,BLK	1	
25	297358-01	BRACKET, DIGITAL C/COUNT	1	
26	297269-01	DIGITAL CYCLE COUNTER	1	
27	903721-01	RIVET, BL/DM, SS .16X.02-.13	2	
28	900004-2	SCREW, CAP 1/4-20X3/4 GR8 ZC	2	
29	282927-04	DECAL, OIL LEVEL	1	
30	266419-03	COVER ASSY, PUMP, HORIZONTAL MOUNT	1	
31	906712-02	O-RING #6, 3/8 ORFS TUBE END	1	
32	908028-01	GROM PVC .75IDX.13GR.WD	1	
33	907522-01	LED AMBER MARKER, BULLET TERMINALS	1	
33	907522-24	24V LED AMBER MARKER, BULLET TERMINALS	1	

PUMP ASSEMBLY 12V (GRAVITY DOWN)

COMPLETE ASSEMBLY:

PUMP ASSEMBLY 12V (GRAVITY DOWN)

LAST UPDATED
NOV 2020 to SEPT 2023



Pos	SKU	Description	Qty	Remark
REF	210457-02G	PUMP ASSY,G/D,GPTLR,CC,G	1	
1	297311-03G	PLATE WLDMT, PUMP MOUNT,CC,G/D,G	1	
2	269449-01	TUBE ASSY,TE-33,GD PUMP	1	
3	266428-04	GROMMET, 1.0 DIAPH .38 HOLE	1	
4	266428-12	GROM 1 DIA PH .374/.31 HOLES	1	
5	281038-02	COVER HORIZONTAL PUMP	1	
6	281062-02	FLAT, HOLDER,1.56 LG	2	
7	281068-01	GROMMET, MODIFIED	1	
8	208153	TIE, PLASTIC 4" (18 LB)	3	
9	205780	TIE, PLASTIC 7" (50 LB)	2	
10	906708-01	ELBOW, NPSC,SAE #6 O-R M-F SW	1	
11	906896-01	TEE, BULKHEAD RUN, ORFS SAE #8	1	
12	288518-04	VALVE,4GPM,SAE#6 M/F,PRESSURE COMP	1	
13	093203-10	NEOPRENE BULB,TRIM SEAL59.5"LG	1	
14	902011-4	WASHER, LOCK 3/8X.094 ZC	2	
15	900009-8	SCREW, CAP 5/16-18X2 GR8 ZC	2	
16	902013-10	WASHER, FLAT 5/16" SAE, ZC	2	
17	901001	NUT, NYLON 5/16-18 ZINC	2	
18	900014-5	SCREW,HEX CAP.38-16X1.25,G8,ZC	2	
19	902028-14	WASHER FLAT 1.437 OD X .884 ID	7	
20	905173	CONNECTOR F/S#6&O-R#6, M-M	1	
21	906767-01	UNION ELBOW,.25 TUBE O.D.	1	
22	281068-03	GROMMET,MODIFIED,.4 HOLE	1	
23	902001-1	WASHER, FLAT.375 I.D. .125 THK	2	

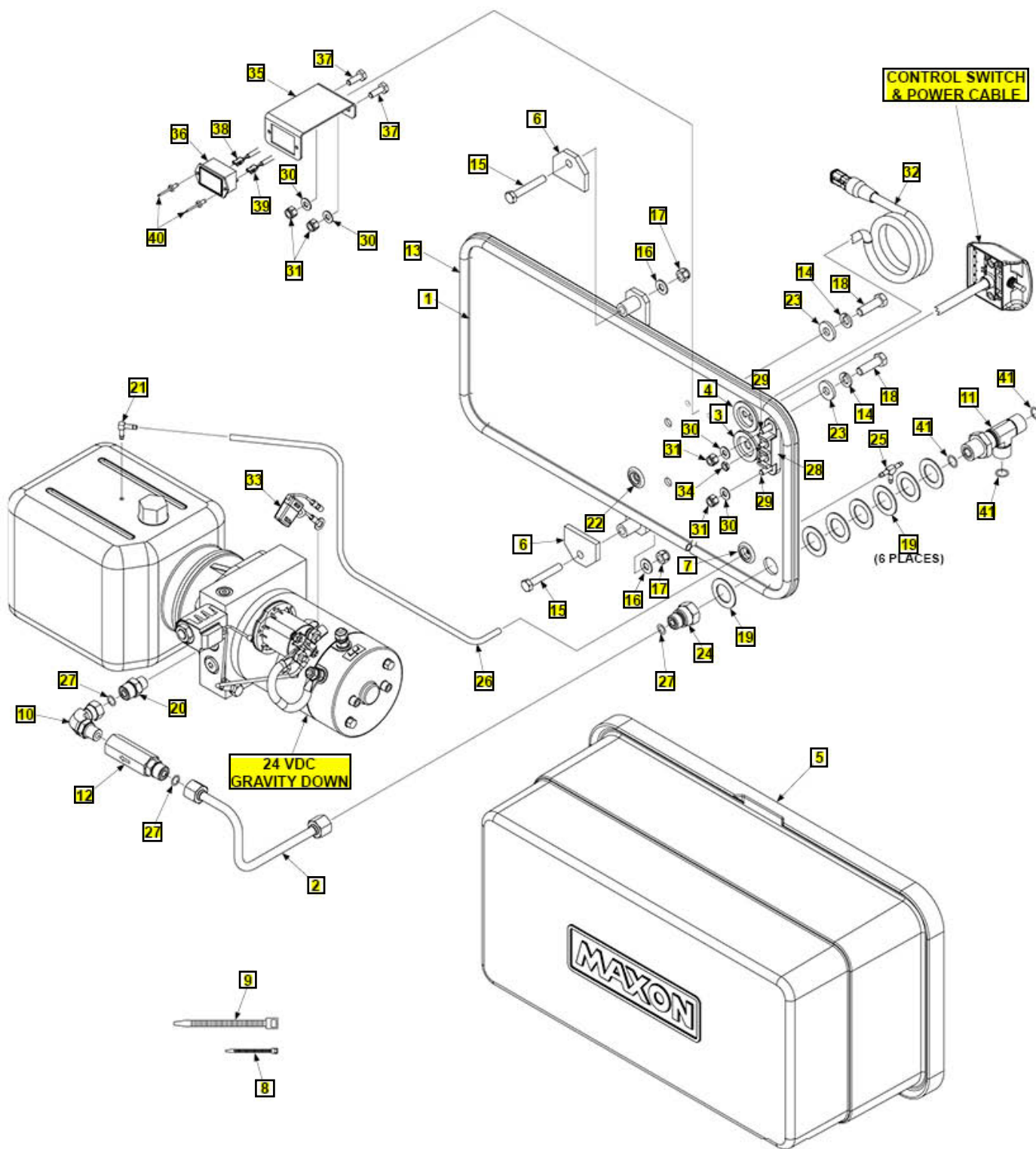
Pos	SKU	Description	Qty	Remark
24	906897-01	TUBE END REDUCER, ORFS 8-6	1	
25	906749-01	UNION TEE, .25 TUBE O.D.	1	
26	905362-15	TUBING POLYUR, .25 X 21.8 LG	1	
27	906712-02	O-RING #6, 3/8 ORFS TUBE END	3	
28	907279-01	JUNCTION BLOCK, TWO STUD	1	
29	900000-4	BOLT, HX 1/4-20X1 GR8 ZC	2	
30	903412-01	WASHER, FLAT .25, SS	4	
31	903137-01	NUT, NYL INSRT STOP .25-20 SS	4	
32	282625-14	CABLE ASSY, LOK VALVE, 1/2 X 90	1	
33	297046-01	FUSE HOLDER ASSY	1	
34	903107-06	NUT, HEX 10-24 UNC SS	1	
35	297358-01	BRACKET, DIGITAL C/COUNT	1	
36	297269-01	DIGITAL CYCLE COUNTER	1	
37	900004-2	SCREW, CAP 1/4-20X3/4 GR8 ZC	2	
38	297274-02	WIRE ASSY, POS LOCK, RING TERM, RED	1	
39	297274-01	WIRE ASSY, POS LOCK, RING TERM, BLK	1	
40	903721-02	RIVET, BL/DM, SS .16X.13-.19	2	
41	906712-03	O-RING #8, 1/2 ORFS TUBE END	3	

PUMP ASSEMBLY 24V (GRAVITY DOWN)

COMPLETE ASSEMBLY:

PUMP ASSEMBLY 24V (GRAVITY DOWN)

LAST UPDATED
NOV 2020 to SEPT 2023



Pos	SKU	Description	Qty	Remark
REF	210457-04G	PUMP ASSY,G/D,24V,GPTLR,CC,G	1	
1	297311-03G	PLATE WLDMT, PUMP MOUNT,CC,G/D,G	1	
2	269449-01	TUBE ASSY,TE-33,GD PUMP	1	
3	266428-04	GROMMET, 1.0 DIAPH .38 HOLE	1	
4	266428-12	GROM 1 DIA PH .374/.31 HOLES	1	
5	281038-02	COVER HORIZONTAL PUMP	1	
6	281062-02	FLAT, HOLDER,1.56 LG	2	
7	281068-01	GROMMET, MODIFIED	1	
8	208153	TIE, PLASTIC 4" (18 LB)	3	
9	205780	TIE, PLASTIC 7" (50 LB)	2	
10	906708-01	ELBOW, NPSC,SAE #6 O-R M-F SW	1	
11	906896-01	TEE, BULKHEAD RUN, ORFS SAE #8	1	
12	288518-04	VALVE,4GPM,SAE#6 M/F,PRESSURE COMP	1	
13	093203-10	NEOPRENE BULB,TRIM SEAL59.5"LG	1	
14	902011-4	WASHER, LOCK 3/8X.094 ZC	2	
15	900009-8	SCREW, CAP 5/16-18X2 GR8 ZC	2	
16	902013-10	WASHER, FLAT 5/16" SAE, ZC	2	
17	901001	NUT, NYLON 5/16-18 ZINC	2	
18	900014-5	SCREW,HEX CAP.38-16X1.25,G8,ZC	2	
19	902028-14	WASHER FLAT 1.437 OD X .884 ID	7	
20	905173	CONNECTOR F/S#6&O-R#6, M-M	1	
21	906767-01	UNION ELBOW,.25 TUBE O.D.	1	
22	281068-03	GROMMET,MODIFIED,.4 HOLE	1	
23	902001-1	WASHER, FLAT.375 I.D. .125 THK	2	

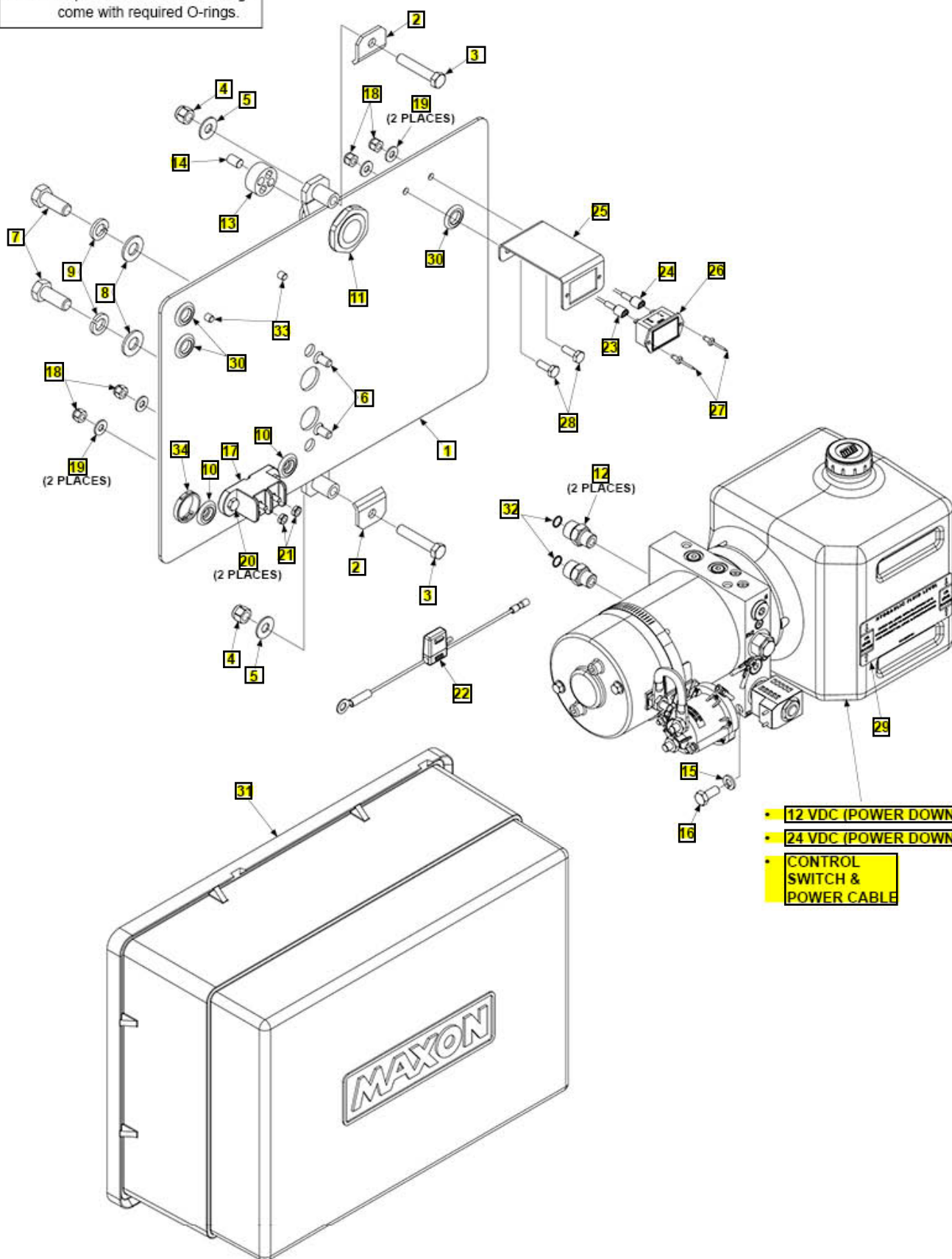
Pos	SKU	Description	Qty	Remark
24	906897-01	TUBE END REDUCER, ORFS 8-6	1	
25	906749-01	UNION TEE, .25 TUBE O.D.	1	
26	905362-15	TUBING POLYUR, .25 X 21.8 LG	1	
27	906712-02	O-RING #6, 3/8 ORFS TUBE END	3	
28	907279-01	JUNCTION BLOCK, TWO STUD	1	
29	900000-4	BOLT, HX 1/4-20X1 GR8 ZC	2	
30	903412-01	WASHER, FLAT .25, SS	4	
31	903137-01	NUT, NYL INSRT STOP .25-20 SS	4	
32	282625-14	CABLE ASSY, LOK VALVE, 1/2 X 90	1	
33	297046-01	FUSE HOLDER ASSY	1	
34	903107-06	NUT, HEX 10-24 UNC SS	1	
35	297358-01	BRACKET, DIGITAL C/COUNT	1	
36	297269-01	DIGITAL CYCLE COUNTER	1	
37	900004-2	SCREW, CAP 1/4-20X3/4 GR8 ZC	2	
38	297274-02	WIRE ASSY, POS LOCK, RING TERM, RED	1	
39	297274-01	WIRE ASSY, POS LOCK, RING TERM, BLK	1	
40	903721-02	RIVET, BL/DM, SS .16X.13-.19	2	
41	906712-03	O-RING #8, 1/2 ORFS TUBE END	3	

PUMP ASSEMBLY (POWER DOWN)

COMPLETE PUMP ASSEMBLY:
PUMP ASSEMBLY (POWER DOWN)

LAST UPDATED
 OCT 2023 to present

NOTE: Replacement face seal fittings
 come with required O-rings.



Pos	SKU	Description	Qty	Remark
REF	283800-02-24G	PUMP ASSY, SNGL, 24VDC, H/D, C/C, P/D, GALV	1	
REF	283800-02G	PUMP ASSY, SNGL, 12VDC, H/D, C/C, P/D, GALV	1	
1	210366-01G	PLATE WLDMT, PUMP MOUNT, SNGL, GALV	1	
2	289143-01	BRACKET, PUMP COVER	2	
3	900014-8	SCREW,HEX CAP.38-16X2,G8,ZC	2	
4	901002	NUT, NYLON 3/8-16 ZINC	2	
5	902001-2	WASHER, FLAT 3/8X1/16 ZC	2	
6	900021-1	SCREW, SOC 5/16-18X3/4 FL	2	
7	900035-2	SCREW,CAP HXHD.5-13UNC-2A 1.25	2	
8	902013-13	WASHER, FLAT 1/2" SAE ZC	2	
9	902011-6	WASHER, LOCK 1/2X1/8 ZC	2	
10	281068-03	GROMMET,MODIFIED,.4 HOLE	2	
11	268034-05	CORD GRIP, PLASTIC, PG29	1	
12	905173	CONNECTOR F/S#6&O-R#6, M-M	2	
13	907457-02	BUSHING, CABLE GLAND, PG29, .354 HOLES	1	
14	907458-02	INSERT, CABLE GLAND, .354DIA	1	
15	902011-3	WASHER, LOCK 5/16X5/64 G8 ZC	1	
16	900009-3	BOLT,HEX 5/16-18X3/4 GR8 ZC	1	
17	296859-01	POWER DOWN MODULE	1	
17	296859-01-24	POWER DOWN MODULE, 24 V	1	
18	901000	NUT, NYLON 1/4-20 ZINC	4	
19	902013-09	WASHER1/4"ZINC- SAME030564	4	
20	900004-3	SCREW, CAP 1/4-20X1 GR8 ZC	2	

Pos	SKU	Description	Qty	Remark
21	030344	NUT, HEX HD #10-32, 6/6 NYLON	2	
22	297046-01	FUSE HOLDER ASSY	1	
23	297274-02	WIRE ASSY, POS LOCK, RING TERM,RED	1	
24	297274-01	WIRE ASSY, POS LOCK, RING TERM,BLK	1	
25	297358-01	BRACKET, DIGITAL C/COUNT	1	
26	297269-01	DIGITAL CYCLE COUNTER	1	
27	903721-01	RIVET, BL/DM, SS .16X.02-.13	2	
28	900004-2	SCREW, CAP 1/4-20X3/4 GR8 ZC	2	
29	282927-04	DECAL, OIL LEVEL	1	
30	908028-01	GROM PVC .75IDX.13GR.WD	2	
31	266419-03	COVER ASSY, PUMP, HORIZONTAL MOUNT	1	
32	906712-02	O-RING #6, 3/8 ORFS TUBE END	2	
33	908022-07	PLUG, FLEXIBLE .275X.511	2	
34	908081-06	PLUG, NYLON, FOR 1.25DIA HOLE	1	

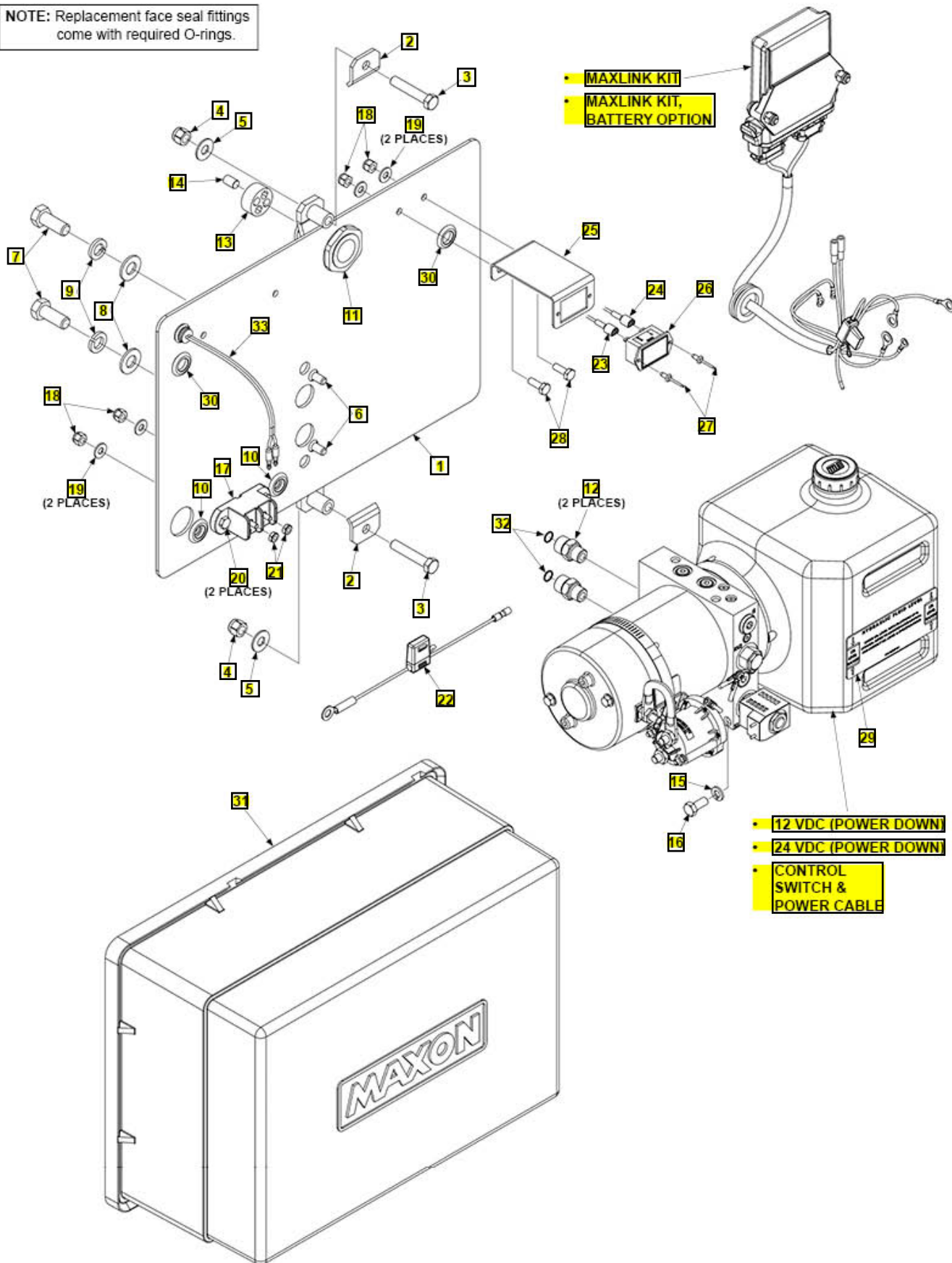
PUMP ASSEMBLY WITH MAXLINK (POWER DOWN)

COMPLETE PUMP ASSEMBLY:

PUMP ASSEMBLY WITH MAXLINK (POWER DOWN)

LAST UPDATED
JAN 2025 to present

NOTE: Replacement face seal fittings come with required O-rings.



- 12 VDC (POWER DOWN)
- 24 VDC (POWER DOWN)
- CONTROL SWITCH & POWER CABLE

Pos	SKU	Description	Qty	Remark
REF	283800-02-24-50G	PUMP ASSY, SNGL, 24VDC, H/D, C/C, P/D, GALV, MAXLINK	1	
REF	283800-02-24-60G	PUMP ASSY, SNGL, 24VDC, H/D, C/C, P/D, GALV, MAXLINK, BATT OPT	1	
REF	283800-02-50G	PUMP ASSY, SNGL, 12VDC, H/D, C/C, P/D, GALV, MAXLINK	1	
REF	283800-02-60G	PUMP ASSY, SNGL, 12VDC, H/D, C/C, P/D, GALV, MAXLINK, BATT OPT	1	
1	210366-01G	PLATE WLDMT, PUMP MOUNT, SNGL, GALV	1	
2	289143-01	BRACKET, PUMP COVER	2	
3	900014-8	SCREW,HEX CAP.38-16X2,G8,ZC	2	
4	901002	NUT, NYLON 3/8-16 ZINC	2	
5	902001-2	WASHER, FLAT 3/8X1/16 ZC	2	
6	900021-1	SCREW, SOC 5/16-18X3/4 FL	2	
7	900035-2	SCREW,CAP HXHD.5-13UNC-2A 1.25	2	
8	902013-13	WASHER, FLAT 1/2" SAE ZC	2	
9	902011-6	WASHER, LOCK 1/2X1/8 ZC	2	
10	281068-03	GROMMET,MODIFIED,.4 HOLE	2	
11	268034-05	CORD GRIP, PLASTIC, PG29	1	
12	905173	CONNECTOR F/S#6&O-R#6, M-M	2	
13	907457-02	BUSHING, CABLE GLAND, PG29, .354 HOLES	1	
14	907458-02	INSERT, CABLE GLAND, .354DIA	1	
15	902011-3	WASHER, LOCK 5/16X5/64 G8 ZC	1	
16	900009-3	BOLT,HEX 5/16-18X3/4 GR8 ZC	1	
17	296859-01	POWER DOWN MODULE	1	

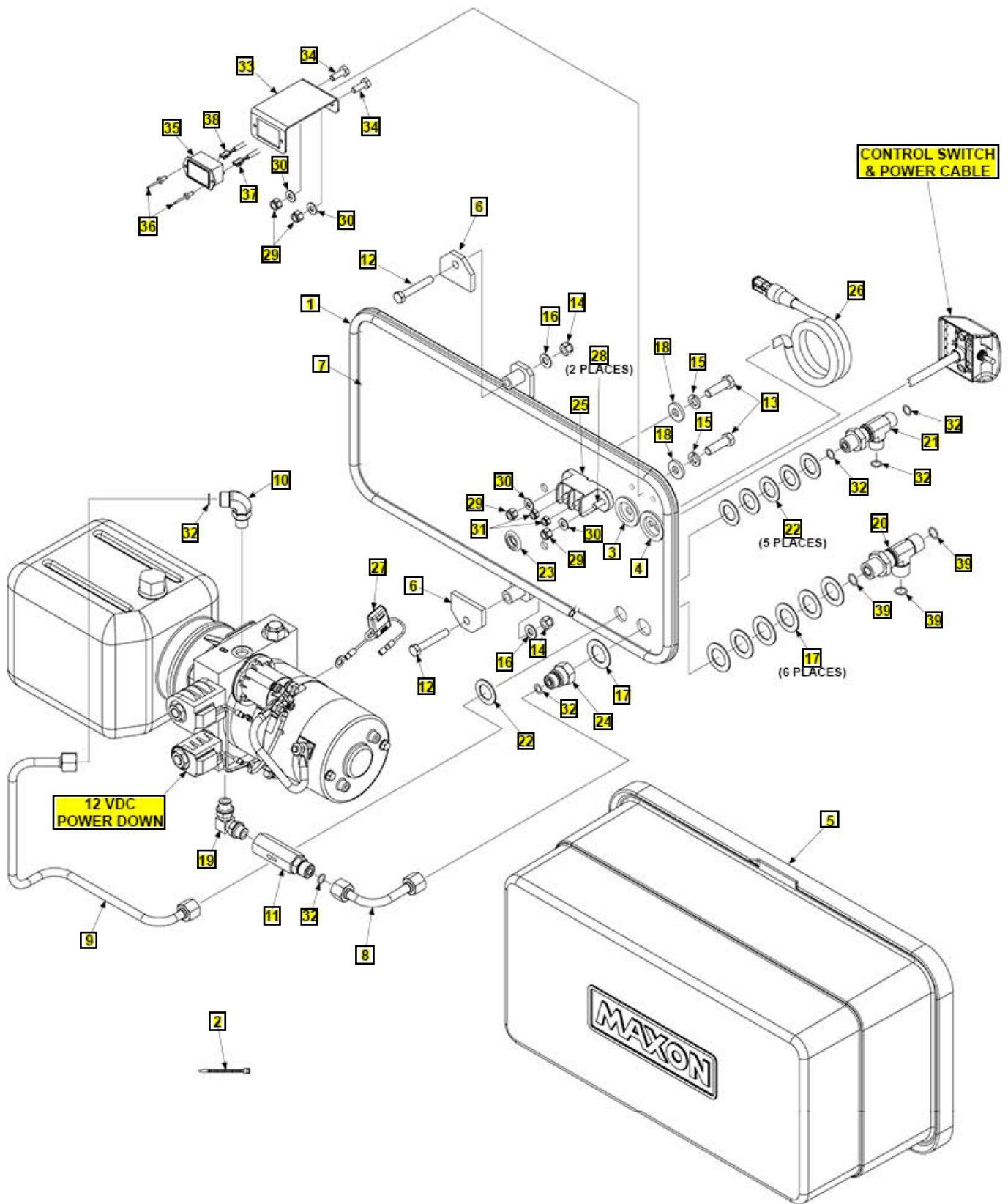
Pos	SKU	Description	Qty	Remark
17	296859-01-24	POWER DOWN MODULE, 24 V	1	
18	901000	NUT, NYLON 1/4-20 ZINC	4	
19	902013-09	WASHER 1/4" ZINC- SAME 030564	4	
20	900004-3	SCREW, CAP 1/4-20X1 GR8 ZC	2	
21	030344	NUT, HEX HD #10-32, 6/6 NYLON	2	
22	297046-01	FUSE HOLDER ASSY	1	
23	297274-02	WIRE ASSY, POS LOCK, RING TERM, RED	1	
24	297274-01	WIRE ASSY, POS LOCK, RING TERM, BLK	1	
25	297358-01	BRACKET, DIGITAL C/COUNT	1	
26	297269-01	DIGITAL CYCLE COUNTER	1	
27	903721-01	RIVET, BL/DM, SS .16X.02-.13	2	
28	900004-2	SCREW, CAP 1/4-20X3/4 GR8 ZC	2	
29	282927-04	DECAL, OIL LEVEL	1	
30	908028-01	GROM PVC .75IDX.13GR.WD	2	
31	266419-03	COVER ASSY, PUMP, HORIZONTAL MOUNT	1	
32	906712-02	O-RING #6, 3/8 ORFS TUBE END	2	
33	907522-01	LED AMBER MARKER, BULLET TERMINALS	1	
33	907522-24	24V LED AMBER MARKER, BULLET TERMINALS	1	

PUMP ASSEMBLY 12V (POWER DOWN)

COMPLETE ASSEMBLY:

PUMP ASSEMBLY 12V (POWER DOWN)

LAST UPDATED
NOV 2020 to SEPT 2023



Pos	SKU	Description	Qty	Remark
REF	210456-02G	PUMP ASSY,P/D,GPTLR,CC,G	1	
1	093203-10	NEOPRENE BULB,TRIM SEAL59.5"LG	1	
2	208153	TIE, PLASTIC 4" (18 LB)	4	
3	266428-04	GROMMET, 1.0 DIAPH .38 HOLE	1	
4	266428-12	GROM 1 DIA PH .374/.31 HOLES	1	
5	281038-02	COVER HORIZONTAL PUMP	1	
6	281062-02	FLAT, HOLDER,1.56 LG	2	
7	297313-02G	PLATE, PUMP MOUNT WLDMT,CC,P/D,G	1	
8	285652-01	F/S TUBE ASSY,TE-33, PDP	1	
9	285653-01	F/S TUBE ASSY,TE-33, PDP	1	
10	906707-01	ELBOW, NPSC,SAE #6 F/S O-R M-M	1	
11	288518-04	VALVE,4GPM,SAE#6 M/F,PRESSURE COMP	1	
12	900009-8	SCREW, CAP 5/16-18X2 GR8 ZC	2	
13	900014-5	SCREW,HEX CAP.38-16X1.25,G8,ZC	2	
14	901001	NUT, NYLON 5/16-18 ZINC	2	
15	902011-4	WASHER, LOCK 3/8X.094 ZC	2	
16	902013-10	WASHER, FLAT 5/16" SAE, ZC	2	
17	902028-14	WASHER FLAT 1.437 OD X .884 ID	6	
18	902001-1	WASHER, FLAT.375 I.D. .125 THK	2	
19	906722-01	ELBOW, 90 NPSC O-RING #6M-M	1	
20	906896-01	TEE, BULKHEAD RUN, ORFS SAE #8	1	
21	906748-01	BULKHEAD RUN TEE,SAE#6 F/S,M	1	
22	902028-12	WASHER,FLAT 1.250 OD X .757 ID	6	

Pos	SKU	Description	Qty	Remark
23	281068-02	GROMMET,MODIFIED,.5 HOLE	1	
24	906897-01	TUBE END REDUCER, ORFS 8-6	1	
25	296859-01	POWER DOWN MODULE	1	
26	282625-14	CABLE ASSY, LOK VALVE,16/2X90	1	
27	297046-01	FUSE HOLDER ASSY	1	
28	900000-4	BOLT, HX 1/4-20X1 GR8 ZC	2	
29	903137-01	NUT, NYL INSRT STOP .25-20 SS	4	
30	903412-01	WASHER,FLAT .25,SS	4	
31	903172-01	NUT, NYL INSRT STOP 10-32 SS	2	
32	906712-02	O-RING #6, 3/8 ORFS TUBE END	6	
33	297358-01	BRACKET, DIGITAL C/COUNT	1	
34	900004-2	SCREW, CAP 1/4-20X3/4 GR8 ZC	2	
35	297269-01	DIGITAL CYCLE COUNTER	1	
36	903721-02	RIVET, BL/DM, SS .16X.13-.19	2	
37	297274-01	WIRE ASSY, POS LOCK, RING TERM,BLK	1	
38	297274-02	WIRE ASSY, POS LOCK, RING TERM,RED	1	
39	906712-03	O-RING #8, 1/2 ORFS TUBE END	3	

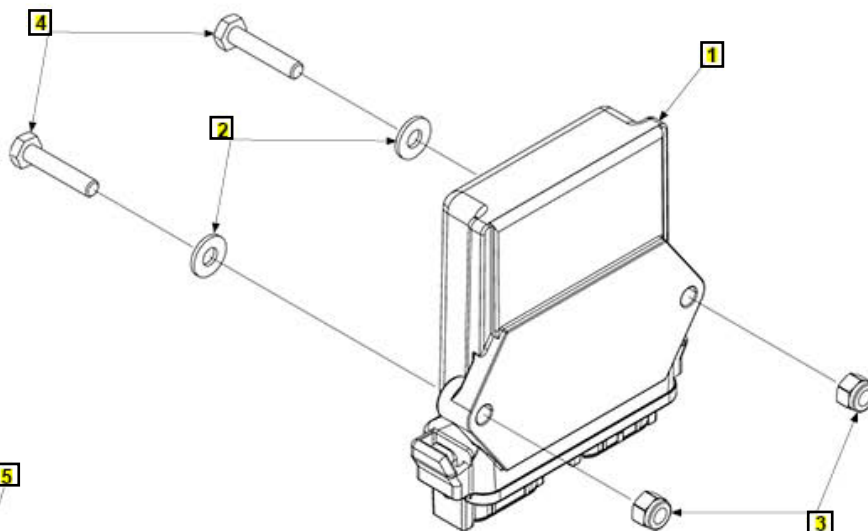
MAXLINK KIT

LAST UPDATED
JAN 2025 to present

COMPLETE PUMP ASSEMBLY:

MAXLINK KIT (GRAVITY DOWN)

MAXLINK KIT (POWER DOWN)

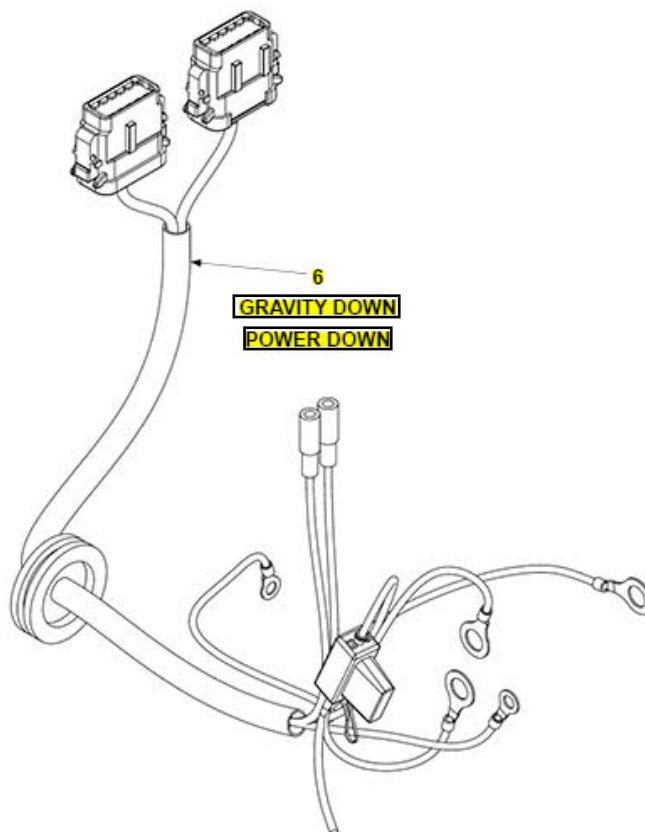


NOTICE

If lamp is on check MAXLINK App.
 Slays on = Liftgate maintenance alert
 Flashing = Liftgate system trouble
 Rapid flashing = Firmware update

Place MAC Address Label here.

P/N 212483-01



MAX LINK®

This Liftgate is Equipped With
MAX LINK® On Board Diagnostics.

← Este elevador está equipado con
diagnóstico a bordo MAX LINK®. →

Scan QR code
for set-up and
user information.

Escanee el código
QR para consultar
la información de
la instalación y el
usuario.

P/N 212034-01

Pos	SKU	Description	Qty	Remark
REF GD	209440-01	MAXLINK INSTAL KIT, BASIC, GD, S.PUMP, GPTLR	1	
REF PD	209440-11	MAXLINK INSTAL KIT, BASIC, PD, S.PUMP, GPTLR	1	
1	211750-01	E.D.R. (EVENT DATA RECORDER)	1	
2	902013-09	WASHER1/4"ZINC- SAME030564	2	
3	901000	NUT, NYLON 1/4-20 ZINC	2	
4	900004-5	SCREW, CAP 1/4-20X1-1/4 GR8 ZC	2	
5	212483-01	DECAL, NOTICE, MAXLINK FAULT & ID LABEL	1	
6 GD	209435-01	EDR INTERFACE HARNESS, GD, S.PUMP, GPTLR	1	
6 PD	209435-11	EDR INTERFACE HARNESS, PD, S.PUMP, GPTLR	1	
7	212034-01	DECAL, MAX LINK QR CODE	1	

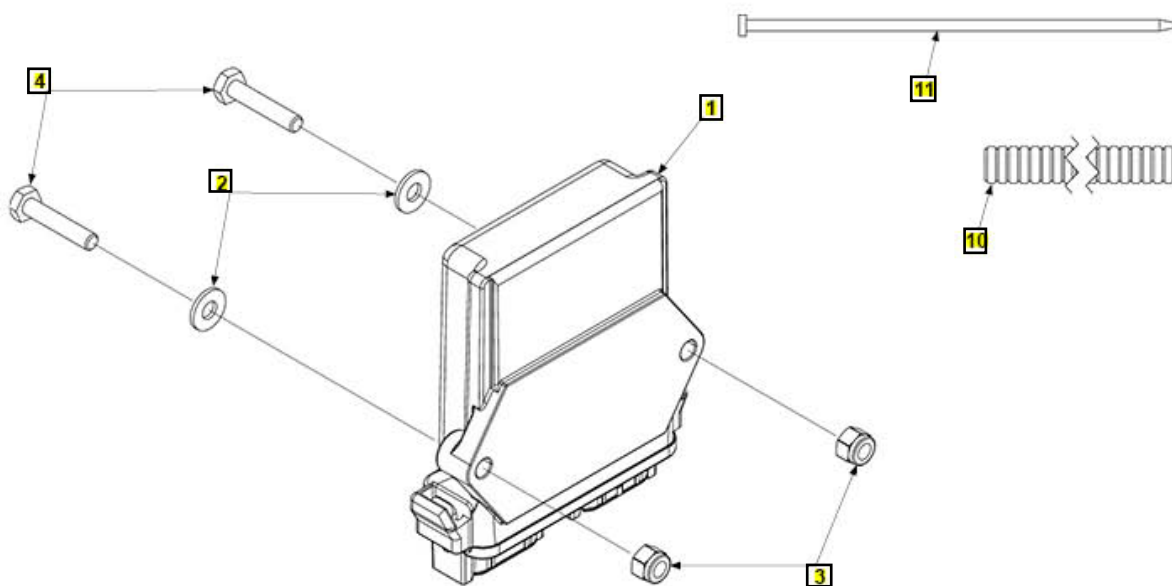
MAXLINK KIT, BATTERY OPTION

LAST UPDATED
JAN 2025 to present

COMPLETE PUMP ASSEMBLY:

MAXLINK KIT, BATTERY OPTION (GRAVITY DOWN)

MAXLINK KIT, BATTERY OPTION (POWER DOWN)



5

NOTICE
If lamp is on check MAXLINK App.
Stays on = Liftgate maintenance alert
Flashing = Liftgate system trouble
Rapid flashing = Firmware update
Place MAC Address Label here.
P/N 212483-01

7

MAX LINK[®]

This Liftgate is Equipped With
MAX LINK[®] On Board Diagnostics.

←----- Este elevador está equipado con diagnóstico a bordo MAX LINK[®]. -----→

Scan QR code for set-up and user information.



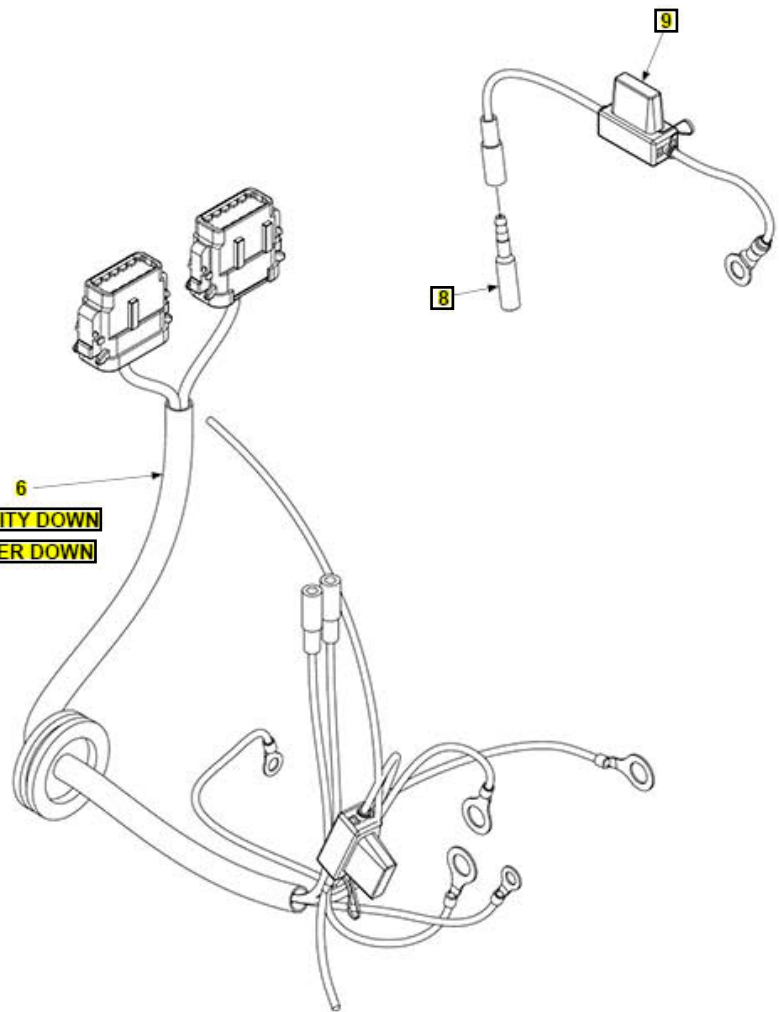
Escanee el código QR para consultar la información de la instalación y el usuario.

P/N 212034-01

6

GRAVITY DOWN

POWER DOWN



Pos	SKU	Description	Qty	Remark
REF GD	209440-03	MAXLINK INSTAL KIT, BASIC, GD, S.PUMP, BATT OPT, GPTLR	1	
REF PD	209440-13	MAXLINK INSTAL KIT, BASIC, PD, S.PUMP, BATT OPT, GPTLR	1	
1	211750-01	E.D.R. (EVENT DATA RECORDER)	1	
2	902013-09	WASHER1/4"ZINC- SAME030564	2	
3	901000	NUT, NYLON 1/4-20 ZINC	2	
4	900004-5	SCREW, CAP 1/4-20X1-1/4 GR8 ZC	2	
5	212483-01	DECAL, NOTICE, MAXLINK FAULT & ID LABEL	1	
6 GD	209435-03	EDR INTERFACE HARNESS, GD, S.PUMP, BATT OPT, GPTLR	1	
6 PD	209435-13	EDR INTERFACE HARNESS, PD, S.PUMP, BATT OPT, GPTLR	1	
7	212034-01	DECAL, MAX LINK QR CODE	1	
8	263345	MALE BULLET 16 GA REEL FEED	1	
9	211773-01	IN LINE FUSE ASSY, FEMALE BULLET/ .25IN RING TERMINAL	1	
10	030972	SPLIT LOOM 3/8" BLACK	1	
11	205780	TIE, PLASTIC 7" (50 LB)	8	

12 VDC POWER UNIT (GRAVITY DOWN)

COMPLETE PUMP ASSEMBLY:

12 VDC POWER UNIT (GRAVITY DOWN)

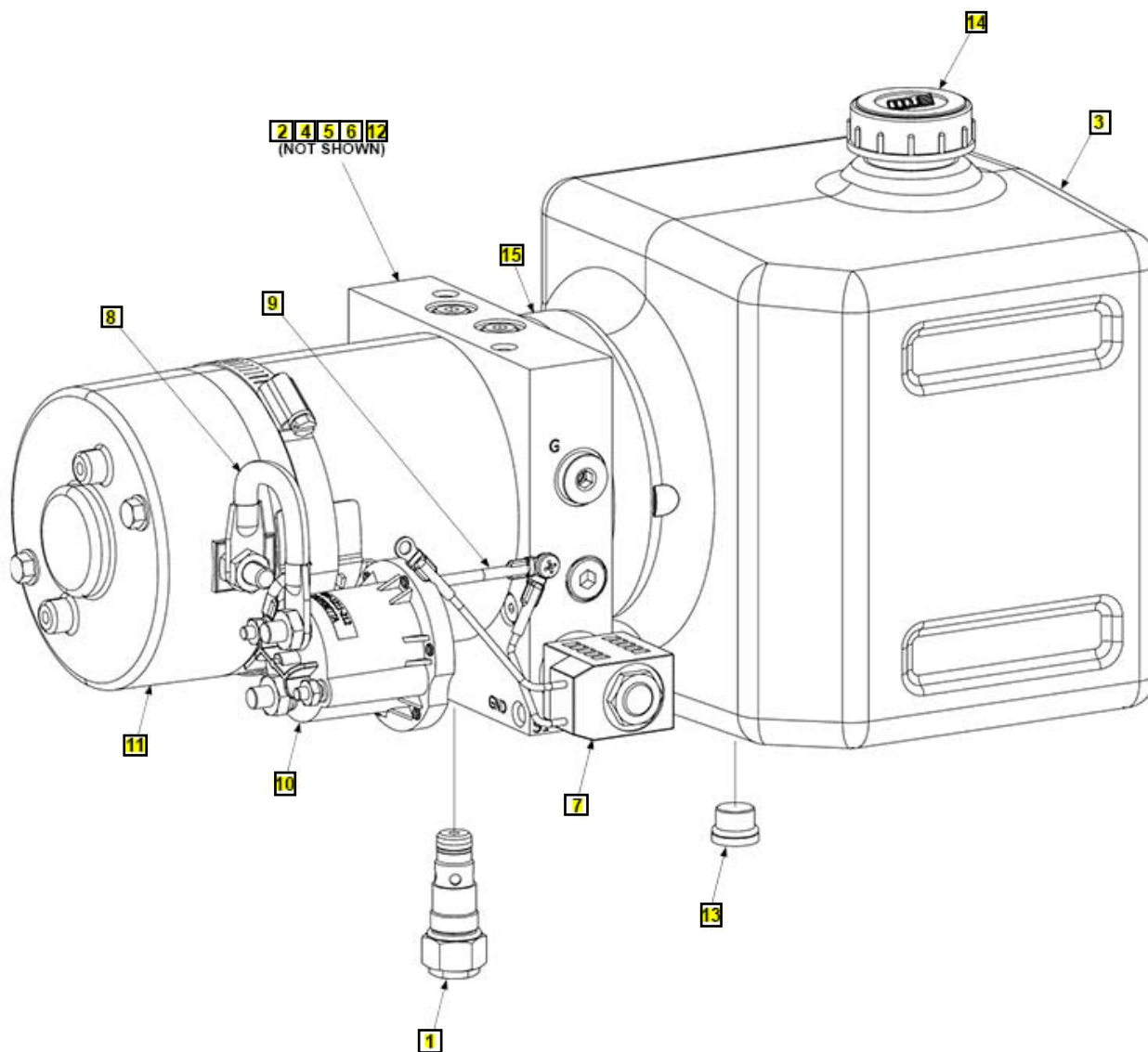
LAST UPDATED
OCT 2023 to present

CAUTION

Do not over-tighten the terminal nuts on starter solenoid. For the load terminals, torque nuts to 40 lbs.-in. max. Torque the nuts on #10-32 control terminals 15-20 lbs.-in.

CAUTION

To prevent damage when installing 2-way valves, torque valve cartridge nut to 30 lbs.-in. max.



Pos	SKU	Description	Qty	Remark
REF	210361-01	12 VDC POWER UNIT,G/D	1	
1	906738-02	CARTRIDGE RELIEF VALVE, HP	1	
2	290297	INLET PLUMBING ASSEMBLY	1	
3	290287	RESERVOIR ASSEMBLY,1.27 GALLON	1	
4	290288	FILTER ASSEMBLY,INLET,MAX VOLUME	2	
5	296017-01	COUPLING, OLDHAM	1	
6	290289	PUMP PRESSURE LOADED,2.7 CC/REV. INTERNAL	1	
7	290339-01	VALVE & COIL ASSEMBLY, 10VDC, 25W, 2P2W #8, DELTROL	1	
8	290338-01	BATTERY CABLE	1	
9	290291	WIRE ASSEMBLY	1	
10	284080-01	SWITCH, SOLENOID ASSY	1	
11	290175-01	12 VOLT D.C. MOTOR W/OUT TERM SW	1	
12	290292	O-RING,2-240,BUNA-N,70 DURO	1	
13	290293	PLUG,9/16 SAE SOCKET HEAD	1	
14	290296	BREATHER,G3/4,DIPSTICK	1	
15	290295	CLAMP,BEND,HI-TORQUE	1	

Pos	SKU	Description	Qty	Remark
REF	297305-01	12 VDC PWR UNIT, G/D, TE-33/GPTLR	1	
1	290267-01	CARTRIDGE RELIEF VALVE, 2950 PSI	1	
2	906781-01	PUMP ASSY,203,GPT P/D	1	
3	290228	RESERVOIR, PLASTIC, 11.00 LG, W/DRAIN PLUG	1	
4	290208	PLUG, 9/16-18, PLASTIC TANK (35901162)	1	
5	290209	WASHER, .56 ID X 1.25 OD (61200504)	1	
6	290034	FILTER, PUMP INLET	1	
7	908016-01	GROMMET, RUBBER, .60 ID	1	
8	906822-01	2P2W VALVE	1	
9	284080-01	SWITCH, SOLENOID ASSY	1	
10	290210	12 VDC COIL, DOUBLE LEADS (PDL12) (39002186)	1	
11	290175-01	12 VOLT D.C. MOTOR W/OUT TERM SW	1	
12	290020	O-RING, KEPNER CHECK VALVE	1	
13	290061	SEAL SQUARE CUT PL RESERVOIR	1	
14	260261	OIL SEAL,PUMP	1	
15	280806-01	FILLER, BREATHER	1	
16	284161-02	18GA WIRE	1	
17	280404	CABLE ASSY	1	

24 VDC POWER UNIT (GRAVITY DOWN)

COMPLETE PUMP ASSEMBLY:

24 VDC POWER UNIT (GRAVITY DOWN)

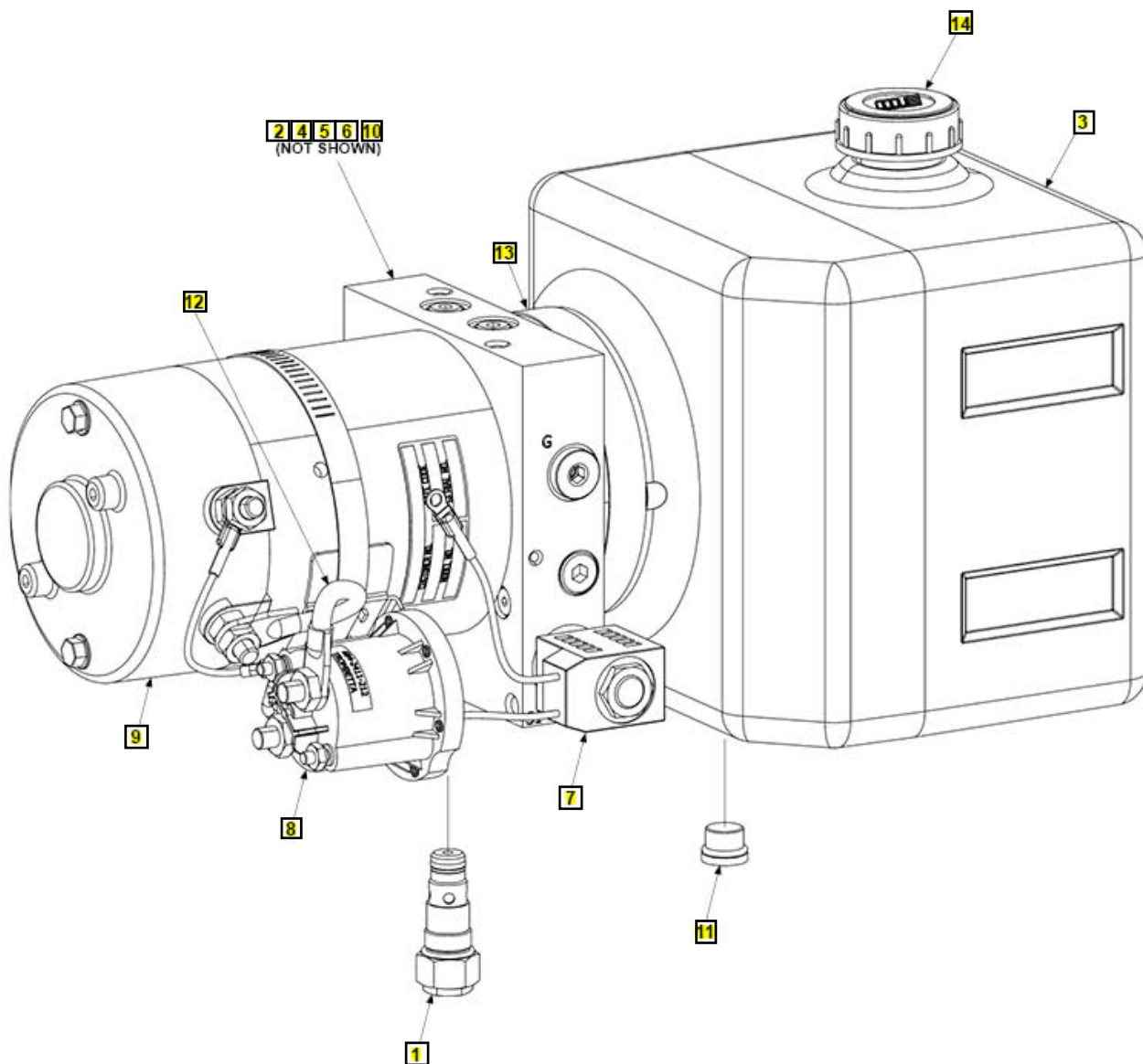
LAST UPDATED
OCT 2023 to present

CAUTION

Do not over-tighten the terminal nuts on starter solenoid. For the load terminals, torque nuts to 40 lbs.-in. max. Torque the nuts on #10-32 control terminals 15-20 lbs.-in.

CAUTION

To prevent damage when installing 2-way valves, torque valve cartridge nut to 30 lbs.-in. max.



Pos	SKU	Description	Qty	Remark
REF	210361-24	24 VDC POWER UNIT,G/D	1	
1	906738-02	CARTRIDGE RELIEF VALVE, HP	1	
2	290297	INLET PLUMBING ASSEMBLY	1	
3	290287	RESERVOIR ASSEMBLY,1.27 GALLON	1	
4	290288	FILTER ASSEMBLY,INLET,MAX VOLUME	2	
5	296017-01	COUPLING, OLDDHAM	1	
6	290289	PUMP PRESSURE LOADED,2.7 CC/REV. INTERNAL	1	
7	290340-01	VALVE & COIL ASSEMBL'Y, 24V, 25W, 2P2W #8, DELTROL	1	
8	284080-02	SWITCH, SOLENOID ASSY, 24VDC	1	
9	290176-01	(SAME AS 281573-01) 24VDC MOTOR W/OUT TERM SW	1	
10	290292	O-RING,2-240,BUNA-N,70 DURO	1	
11	290293	PLUG,9/16 SAE SOCKET HEAD	1	
12	290338-01	BATTERY CABLE	1	
13	290295	CLAMP,BEND,HI-TORQUE	1	
14	290296	BREATHER,G3/4,DIPSTICK	1	

24 VDC POWER UNIT - GRAVITY DOWN

LAST UPDATED
SEPT 2017 to SEPT 2023

CAUTION

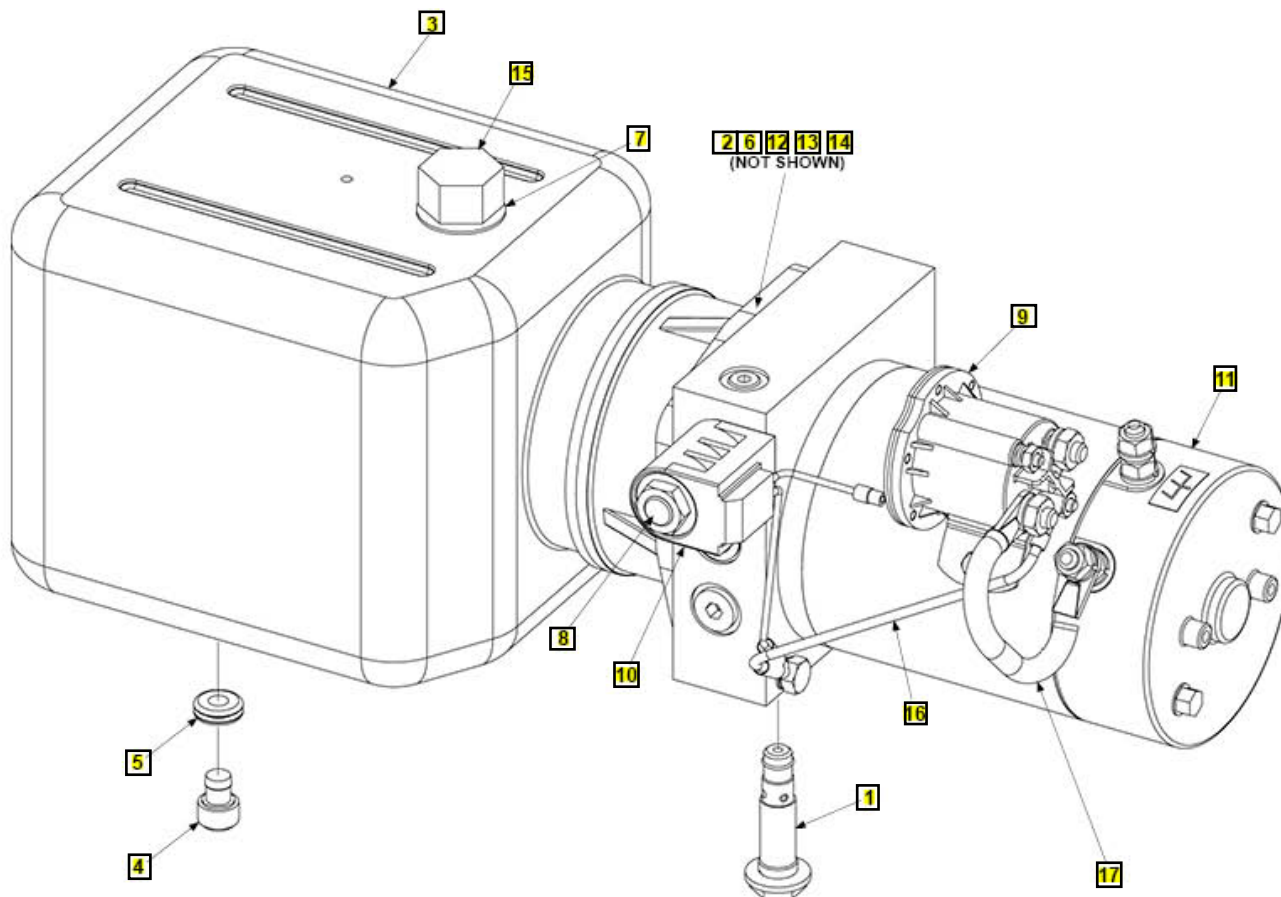
Do not over-tighten the terminal nuts on starter solenoid. For the load terminals, torque nuts to 35 lbs.-in. max. Torque the nuts on #10-32 control terminals 15 lbs.-in.

CAUTION

To prevent damage when installing 2-way valves, torque valve cartridge nut to 30 lbs.-in. max.

COMPLETE ASSEMBLY:

24 VDC POWER UNIT (GRAVITY DOWN)



NOTE: MAXON recommends using dielectric grease on all electrical connections.

Pos	SKU	Description	Qty	Remark
REF	298080-01	24 VDC POWER UNIT, G/D,TE-33/GPTLR	1	
1	290267-01	CARTRIDGE RELIEF VALVE, 2950 PSI	1	
2	906781-01	PUMP ASSY,203,GPT P/D	1	
3	290228	RESERVOIR, PLASTIC, 11.00 LG, W/DRAIN PLUG	1	
4	290208	PLUG, 9/16-18, PLASTIC TANK (35901162)	1	
5	290209	WASHER, .56 ID X 1.25 OD (61200504)	1	
6	290034	FILTER, PUMP INLET	1	
7	908016-01	GROMMET, RUBBER, .60 ID	1	
8	906822-01	2P2W VALVE	1	
9	284080-02	SWITCH, SOLENOID ASSY, 24VDC	1	
10	290211	24 VDC COIL, DOUBLE LEADS (PDL24) (39002187)	1	
11	290176-01	(SAME AS 281573-01) 24VDC MOTOR W/OUT TERM SW	1	
12	290020	O-RING, KEPNER CHECK VALVE	1	
13	290061	SEAL SQUARE CUT PL RESERVOIR	1	
14	260261	OIL SEAL,PUMP	1	
15	280806-01	FILLER, BREATHER	1	
16	284161-02	18GA WIRE	1	
17	280404	CABLE ASSY	1	

12 VDC POWER UNIT (POWER DOWN)

COMPLETE PUMP ASSEMBLY:

12 VDC POWER UNIT (POWER DOWN)

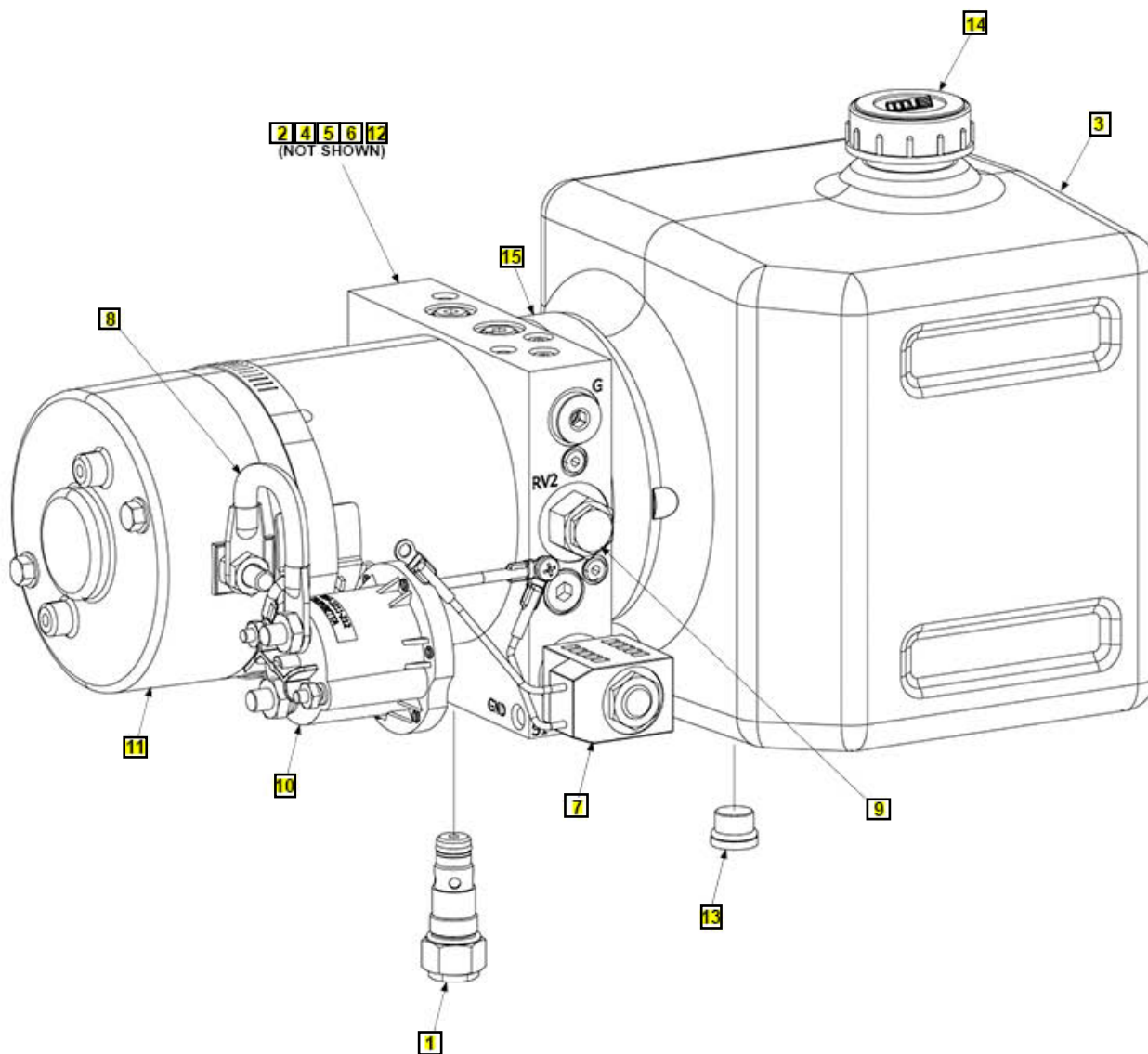
LAST UPDATED
OCT 2023 to present

CAUTION

Do not over-tighten the terminal nuts on starter solenoid. For the load terminals, torque nuts to 40 lbs.-in. max. Torque the nuts on #10-32 control terminals 15-20 lbs.-in.

CAUTION

To prevent damage when installing 2-way valves, torque valve cartridge nut to 30 lbs.-in. max.



Pos	SKU	Description	Qty	Remark
REF	210362-01	12 VDC POWER UNIT,P/D	1	
1	906738-02	CARTRIDGE RELIEF VALVE, HP	1	
2	290286	INLET AND RETURN PLUMBING ASSEMBLY	1	
3	290287	RESERVOIR ASSEMBLY,1.27 GALLON	1	
4	290288	FILTER ASSEMBLY,INLET,MAX VOLUME	2	
5	296017-01	COUPLING, OLDHAM	1	
6	290289	PUMP PRESSURE LOADED,2.7 CC/REV. INTERNAL	1	
7	290334-01	VALVE & 10 VDC, 25W COIL ASS'Y, 2P4W, #8, DELTROL	1	
8	290338-01	BATTERY CABLE	1	
9	290285	RELIEF VALVE	1	
10	284080-01	SWITCH, SOLENOID ASSY	1	
11	290175-01	12 VOLT D.C. MOTOR W/OUT TERM SW	1	
12	290292	O-RING,2-240,BUNA-N,70 DURO	1	
13	290293	PLUG,9/16 SAE SOCKET HEAD	1	
14	290296	BREATHER,G3/4,DIPSTICK	1	
15	290295	CLAMP,BEND,HI-TORQUE	1	

12 VDC POWER UNIT - POWER DOWN

LAST UPDATED
SEPT 2017 to SEPT 2023

CAUTION

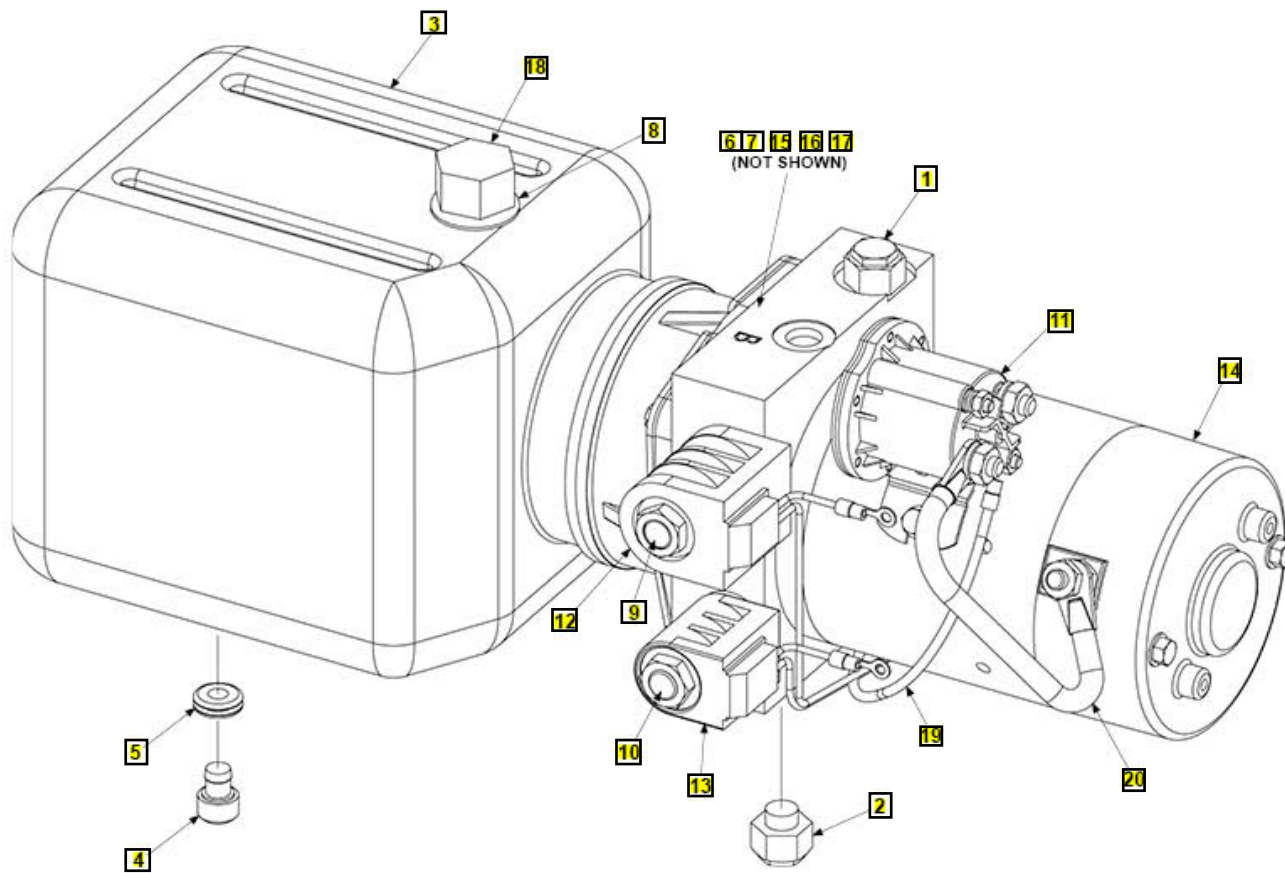
Do not over-tighten the terminal nuts on starter solenoid. For the load terminals, torque nuts to 35 lbs.-in. max. Torque the nuts on #10-32 control terminals 15 lbs.-in.

CAUTION

To prevent damage when installing 2-way valves, torque valve cartridge nut to 30 lbs.-in. max.

COMPLETE ASSEMBLY:

12 VDC POWER UNIT (POWER DOWN)



NOTE: MAXON recommends using dielectric grease on all electrical connections.

Pos	SKU	Description	Qty	Remark
REF	297310-01	12 VDC POWER UNIT, P/D, TE-33/GPTLR	1	
1	268174-01	RELIEF VALVE,ADJUST,1100PSI	1	
2	290268-01	RELIEF VALVE "RV1" SET @2950 PSI	1	
3	290229	RESERVOIR, PLASTIC, 11.00 LG, W/DRAIN PLUG	1	
4	290208	PLUG, 9/16-18, PLASTIC TANK (35901162)	1	
5	290209	WASHER, .56 ID X 1.25 OD (61200504)	1	
6	906781-01	PUMP ASSY,203,GPT P/D	1	
7	290034	FILTER, PUMP INLET	1	
8	908016-01	GROMMET, RUBBER, .60 ID	1	
9	290047	VALVE CARTRIDGE 4WAY	1	
10	906822-01	2P2W VALVE	1	
11	284080-01	SWITCH, SOLENOID ASSY	1	
12	290212	12 VDC COIL, DOUBLE LEADS (DDL12) (39002188)	1	
13	290213	12 VDC COIL, DOUBLE LEADS (PDL12) (39002189)	1	
14	290177-01	(REPLACED BY 906780-01) 12VDC MOTOR W/OUT TERM SW, P/D	1	
15	290020	O-RING, KEPNER CHECK VALVE	1	
16	290061	SEAL SQUARE CUT PL RESERVOIR	1	
17	260261	OIL SEAL,PUMP	1	
18	280806-01	FILLER, BREATHER	1	
19	284161-02	18GA WIRE	1	
20	280404	CABLE ASSY	1	

24 VDC POWER UNIT (POWER DOWN)

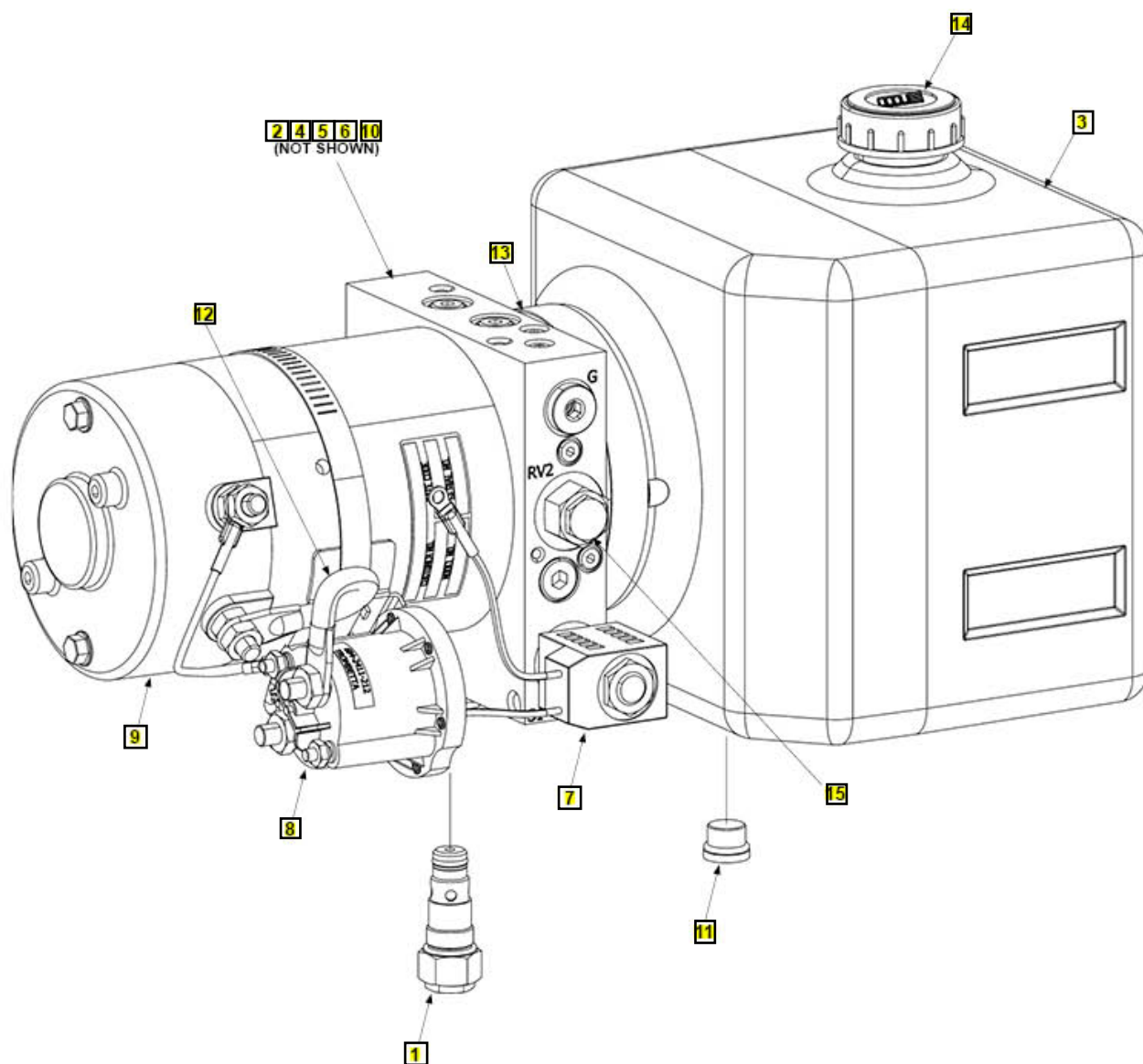
COMPLETE PUMP ASSEMBLY:

24 VDC POWER UNIT (POWER DOWN)LAST UPDATED
OCT 2023 to present**CAUTION**

Do not over-tighten the terminal nuts on starter solenoid. For the load terminals, torque nuts to 40 lbs.-in. max. Torque the nuts on #10-32 control terminals 15-20 lbs.-in.

CAUTION

To prevent damage when installing 2-way valves, torque valve cartridge nut to 30 lbs.-in. max.



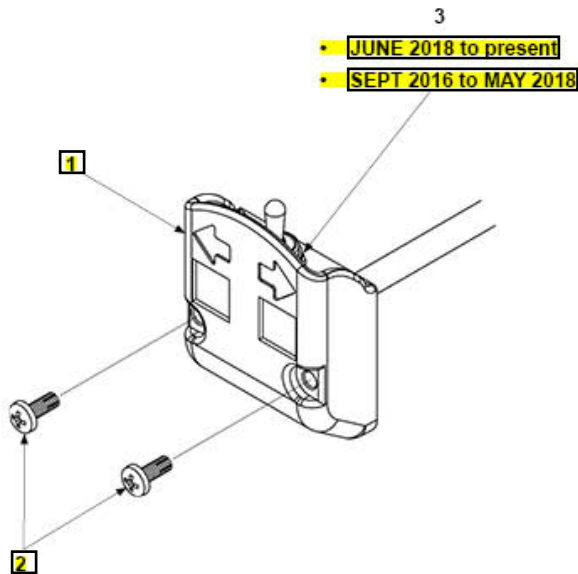
Pos	SKU	Description	Qty	Remark
REF	210362-24	24 VDC POWER UNIT,P/D	1	
1	906738-02	CARTRIDGE RELIEF VALVE, HP	1	
2	290286	INLET AND RETURN PLUMBING ASSEMBLY	1	
3	290287	RESERVOIR ASSEMBLY,1.27 GALLON	1	
4	290288	FILTER ASSEMBLY,INLET,MAX VOLUME	2	
5	296017-01	COUPLING, OLDHAM	1	
6	290289	PUMP PRESSURE LOADED,2.7 CC/REV. INTERNAL	1	
7	290335-01	VALVE & 24 VDC, 25W COIL ASS'Y, 2P4W, #8, DELTROL	1	
8	284080-02	SWITCH, SOLENOID ASSY, 24VDC	1	
9	290176-01	(SAME AS 281573-01) 24VDC MOTOR W/OUT TERM SW	1	
10	290292	O-RING,2-240,BUNA-N,70 DURO	1	
11	290293	PLUG,9/16 SAE SOCKET HEAD	1	
12	290338-01	BATTERY CABLE	1	
13	290295	CLAMP,BEND,HI-TORQUE	1	
14	290296	BREATHER,G3/4,DIPSTICK	1	
15	290285	RELIEF VALVE	1	

CONTROL SWITCH AND POWER CABLE

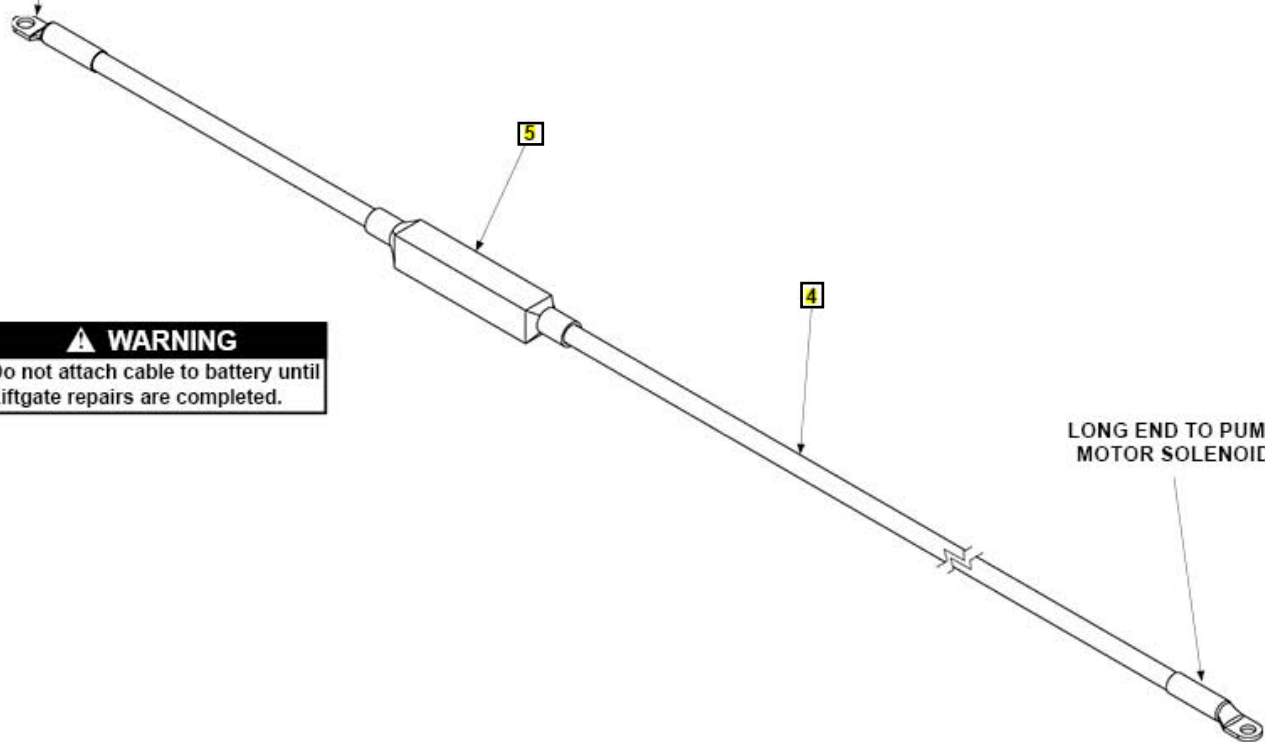
LAST UPDATED
SEPT 2016 to present

NOTE: Use switch to raise and lower Liftgate to make sure switch operates as shown on the decal.

NOTE: MAXON recommends using dielectric grease on all electrical connections.



SHORT END TO VEHICLE BATTERY



⚠ WARNING
Do not attach cable to battery until Liftgate repairs are completed.

Pos	SKU	Description	Qty	Remark
1	296855-01	TOGGLE SWITCH ASSY, 138IN LG	1	
2	900057-7	SCREW, SELF TAP, 10-24X1-1/2 PH, ZC	2	
3 New	907220	SOFT INV TOGGLE BOOT	1	
3 Old	905206	SWITCH SEAL BOOT, HALF-TOGGLE	1	
4	264422	CABLE ASSY, 175 AMPS, 38FT	1	
5	264687	KIT, MEGA FUSEN 175 AMPS	1	

DECALS

NOTE: Preferred decal layout is shown. Decals on the Liftgate are attached at the factory. If vehicle does not permit this layout, decals in the manual and decal kit must be applied so that they are easily visible when approaching vehicle to operate Liftgate. Use good common sense when locating these decals on vehicle.

**LAST UPDATED
NOV 2020 to present**

CAUTION

Always stand clear of platform area.

PN 202021-1 (F)

WARNING

Read this information carefully.

* Improper operation of the Liftgate can result in serious personal injury. If you do not have a copy of the operating instructions, please obtain them from your employer, distributor, or dealer before you attempt to operate the Liftgate.

- If there are signs of improper maintenance, damage to vital parts, or slippery platform surfaces, do not use the Liftgate until those problems have been corrected.
- If you are using a pallet jack, be sure it can be maneuvered safely.
- Do not operate a forklift on the platform.
- Do not allow any part of your or your helper's body to be placed under, within, or around any portion of the moving Liftgate, or its mechanisms, or in a position that could trap them between the platform and the ground or truck when the Liftgate is operated.
- If a helper is riding the platform with you, make sure you are both doing so safely and that you are not in danger of coming in contact with any moving or stationary moving parts.

USE GOOD COMMON SENSE.

- If load appears to be unsafe, do not lift or lower it.

For a free copy of the manual that pertains to this model, please visit our website at www.meritor.com or call Customer Service at 800-337-4764. PN 202021-1 (C)

SAFETY INSTRUCTIONS

Read all decals and operation manual before operating liftgate.

1. Do not use liftgate unless you have been properly instructed and have read, and are familiar with, the operating instructions.
2. Be certain vehicle is properly and securely braked before using the liftgate.
3. Always inspect this liftgate for maintenance or damage before using it. Do not use liftgate if it shows any signs of damage or improper maintenance.
4. Do not overload.
5. Make certain the area in which the platform will open and close is clear before opening or closing the platform.
6. Make certain platform area, including the area in which loads may fall from platform, is clear before and at all times during operation of liftgate.
7. This liftgate is intended for loading and unloading of cargo only. Do not use this liftgate for anything but its intended use.

PN 202021-1 (A)

WARNING

Liftgate hazards can result in crushing or falling.

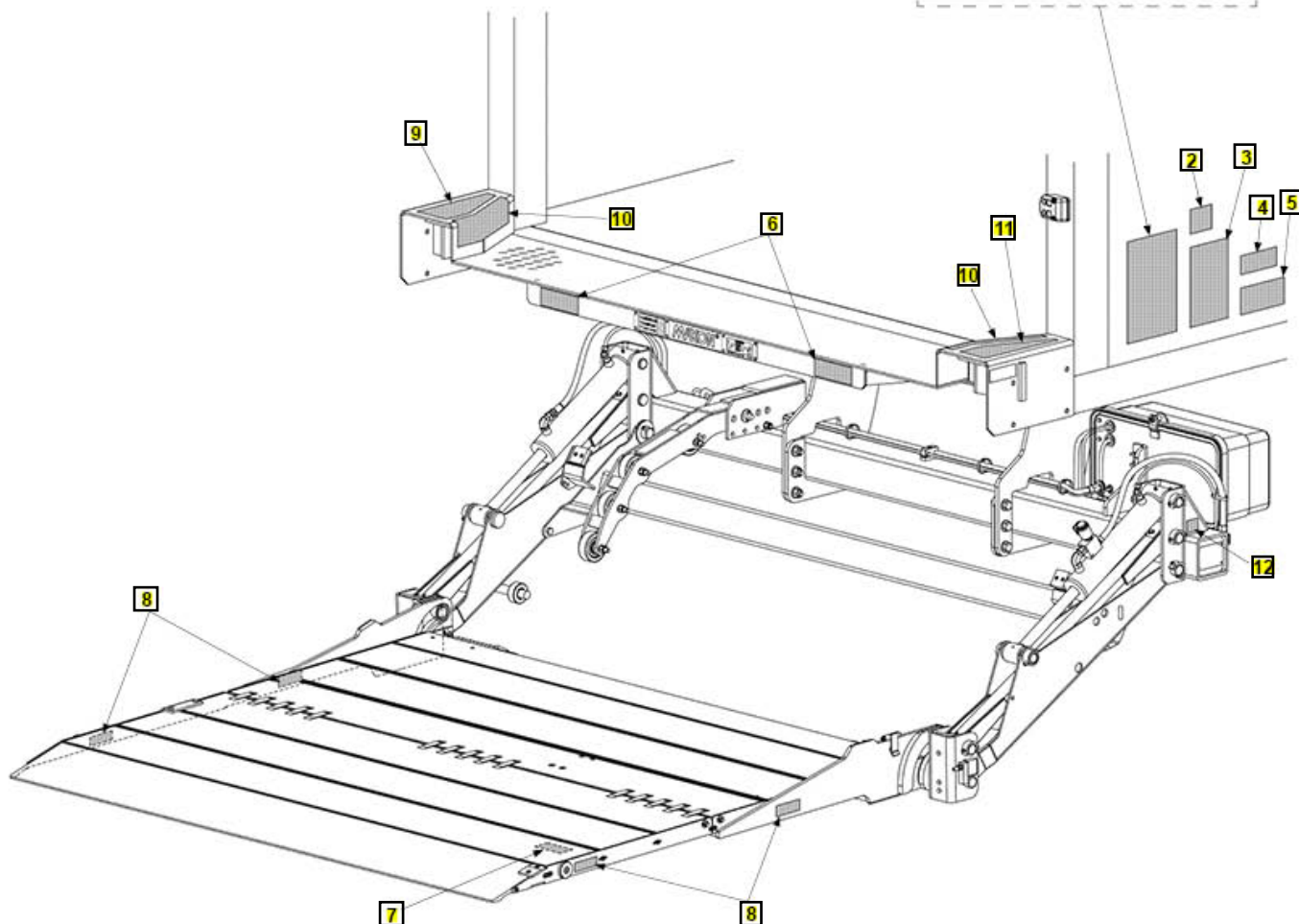
Keep hands and feet clear of pinch points.

If riding liftgate, make sure load is stable and footing is solid.

PN 202021-1 (B)

Read and understand all instructions and WARNINGS before use.

1



Pos	SKU	Description	Qty	Remark
1	282522-01	DECAL SHEET,SM WARN & CAUTION	1	
2	298634-01	DECAL, MAXON 24/7 SPRT, OPER	1	
3	299361-01	DECAL, GPTLR OPERATION	1	
4	220382	DECAL 2500# CAPACITY	1	
4	220388-02	DECAL 3300# CAPACITY	1	
4	253155	DECAL 4400# CAPACITY 2X3.75	1	
4	253161	DECAL 5500# CAPACITY 2X3.75	1	
5	282847-02	DECAL,WARNING,STOW,TUK-A-WAY		
6	265736-03	DECAL WARNING PINCH HAZARD	2	
7	267694-01	DECAL CAUTION,LATCH	1	
8	265736-02	DECAL WARNING,P-F PINCH HAZARD	4	
9	281204-01	NONSKID,GPT EXT PLATE,LEFT	1	
10	096018-10	TAPE,SAFETY, 4"X 14.5"	2	
11	281204-02	NONSKID,GPT EXT PLATE,RIGHT	1	
12	299348-08	DECAL, QR CODE, GPTLR 2019	1	